



US00D914888S

(12) **United States Design Patent** (10) **Patent No.:** **US D914,888 S**  
**Bergström et al.** (45) **Date of Patent:** **\*\* Mar. 30, 2021**

(54) **WOUND DRESSING**

FOREIGN PATENT DOCUMENTS

(71) Applicant: **Mölnlycke Health Care AB**,  
Gothenburg (SE)

EM 000245253-0001 1/2005  
EM 001134779-0001 9/2009

(Continued)

(72) Inventors: **Maria Gustin Bergström**, Linköping (SE); **Karin Östan**, Nödinge (SE); **Angelica Andresen**, Kungsbacka (SE); **Linda Östlund**, Kungsbacka (SE); **Sandra Tillman**, Gothenburg (SE); **Anita Haraldsson-Hedbratt**, Mölnlycke (SE); **Lena Jacobsson**, Gothenburg (SE); **Patrick Rodzewicz**, Gothenburg (SE); **Sofia Hermansson**, Västra Frölunda (SE)

OTHER PUBLICATIONS

Amazon. Mepilex Border Sacrum 6.3x7.9—Pack of 5. Jan. 3, 2019. <https://www.amazon.com/Mepilex-Border-Sacrum-6-3-7-9/dp/B07MHNRYDZ> (Year: 2019).\*

(Continued)

*Primary Examiner* — Darcey E Gottschalk  
(74) *Attorney, Agent, or Firm* — Ballard Spahr LLP

(73) Assignee: **Mölnlycke Health Care AB**,  
Gothenburg (SE)

(57) **CLAIM**

The ornamental design for a wound dressing, as shown and described.

(\*\*) Term: **15 Years**

**DESCRIPTION**

(21) Appl. No.: **29/693,048**

The file of this patent contains at least one drawing/photograph executed in color. Copies of this patent with color drawing(s)/photograph(s) will be provided by the Office upon request and payment of the necessary fee.

(22) Filed: **May 30, 2019**

**Related U.S. Application Data**

(62) Division of application No. 29/622,270, filed on Oct. 16, 2017, now Pat. No. Des. 854,170.

(51) **LOC (13) Cl.** ..... **24-04**

(52) **U.S. Cl.**  
USPC ..... **D24/189**

(58) **Field of Classification Search**  
USPC ..... D24/188–192, 200, 206, 215

(Continued)

FIG. 1 is a front plan view of a wound dressing showing our new design;

FIG. 2 is a top plan view thereof;

FIG. 3 is a left side elevational view thereof;

FIG. 4 is a rear elevational view thereof;

FIG. 5 is a right side elevational view thereof;

FIG. 6 is a bottom plan view thereof;

FIG. 7 is a front plan view of a wound dressing showing our new design;

FIG. 8 is a top plan view thereof;

FIG. 9 is a left side elevational view thereof;

FIG. 10 is a rear elevational view thereof;

FIG. 11 is a bottom plan view thereof; and,

FIG. 12 is a right side elevational view thereof.

The dotted lines crossing each other on the wound dressing are ornamental features and form a part of the claim.

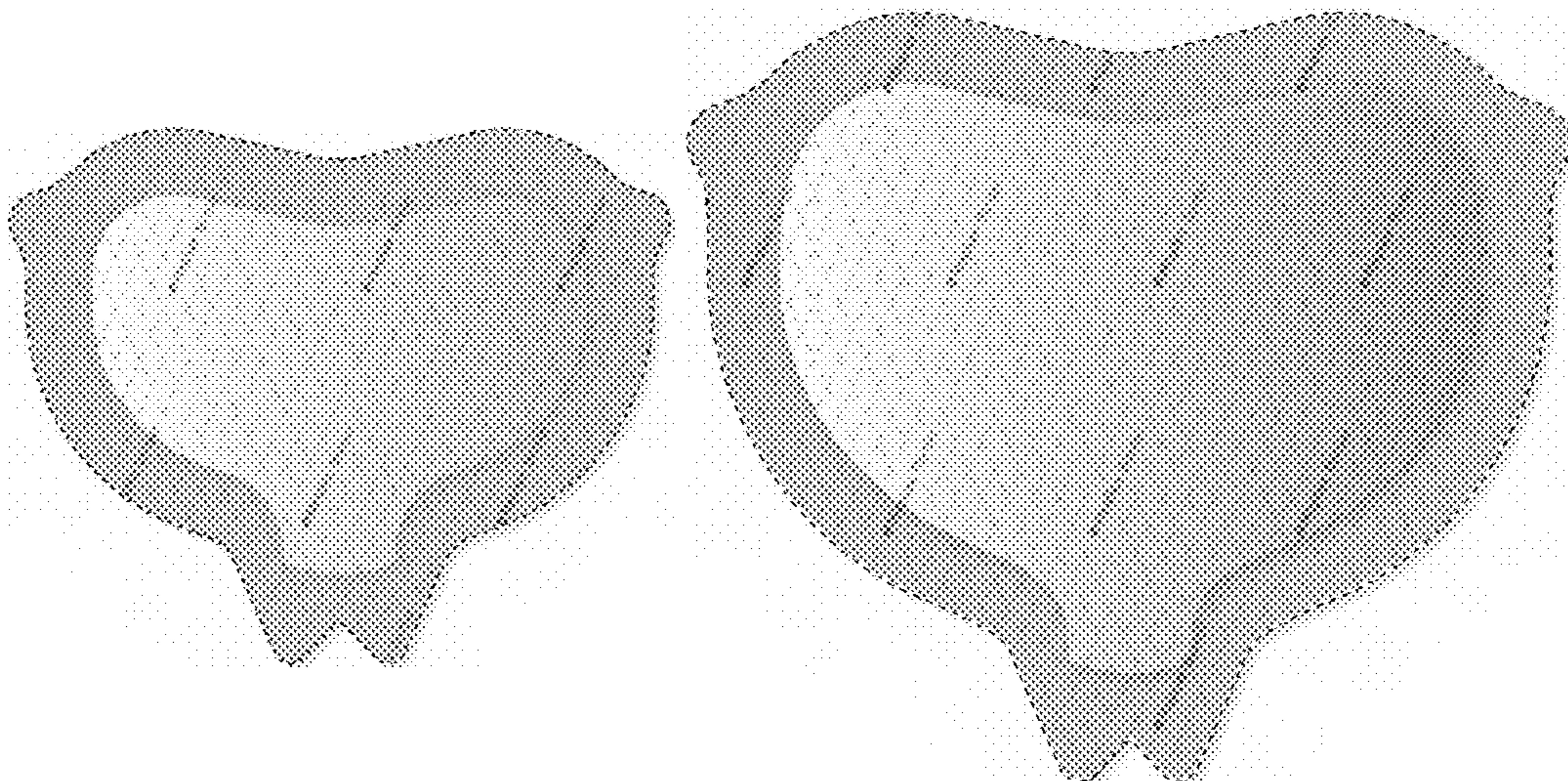
(56) **References Cited**

U.S. PATENT DOCUMENTS

5,109,874 A 5/1992 Bellingham et al.  
D473,939 S 4/2003 Hantke et al.

(Continued)

**1 Claim, 2 Drawing Sheets**  
**(2 of 2 Drawing Sheet(s) Filed in Color)**



(58) **Field of Classification Search**

CPC ..... A61F 13/00; A61F 13/023; A61F 15/008;  
A61F 15/004; A61M 2025/0246; A61M  
25/02; A61M 25/024; A61M 25/0266;  
A61M 25/0253

See application file for complete search history.

D793,567 S 8/2017 Cotton  
D794,180 S 8/2017 Frisk  
D806,882 S 1/2018 Holm et al.  
D876,640 S \* 2/2020 King ..... D24/189  
2018/0008476 A1 1/2018 Rodzewicz et al.  
2019/0231603 A1\* 8/2019 Rodzewicz ..... A61F 13/15203  
2019/0328579 A1\* 10/2019 Leppanen ..... A61F 13/0266

(56)

**References Cited**

U.S. PATENT DOCUMENTS

D473,940 S 4/2003 Hantke et al.  
D473,947 S 4/2003 Jacobson  
D474,842 S 5/2003 Wolsing et al.  
D484,601 S 12/2003 Griffiths et al.  
D484,602 S 12/2003 Griffiths et al.  
D515,701 S 2/2006 Horhota et al.  
D535,032 S 1/2007 Bendjy  
D545,441 S 6/2007 Miyachika et al.  
D625,018 S 10/2010 Smith et al.  
D683,858 S 6/2013 Smith  
D691,730 S 10/2013 Smith et al.  
8,563,800 B2 10/2013 Smith  
D693,010 S 11/2013 Mosa et al.  
D694,892 S 12/2013 Chan et al.  
D697,216 S 1/2014 Chan et al.  
D707,829 S 6/2014 Chan et al.  
D708,751 S 7/2014 Chan et al.  
D712,046 S 8/2014 Igwebuike et al.  
D712,047 S 8/2014 Igwebuike et al.  
D712,545 S 9/2014 Igwebuike et al.  
D712,546 S 9/2014 Igwebuike et al.  
D712,547 S 9/2014 Igwebuike et al.  
D712,548 S 9/2014 Igwebuike et al.  
D712,549 S 9/2014 Igwebuike et al.  
D712,550 S 9/2014 Igwebuike et al.  
D712,551 S 9/2014 Igwebuike et al.  
D712,552 S 9/2014 Igwebuike et al.  
D712,553 S 9/2014 Igwebuike et al.  
D712,554 S 9/2014 Igwebuike et al.  
D723,175 S 2/2015 Igwebuike et al.  
D723,176 S 2/2015 Igwebuike et al.  
D723,177 S 2/2015 Igwebuike et al.  
D723,702 S 3/2015 Igwebuike et al.  
D723,703 S 3/2015 Igwebuike et al.  
D723,704 S 3/2015 Igwebuike et al.  
D729,391 S 5/2015 Igwebuike et al.  
D729,392 S 5/2015 Igwebuike et al.  
D746,996 S 1/2016 Karlsson et al.  
D748,276 S 1/2016 Bergström et al.  
D773,059 S \* 11/2016 Kanchagar ..... D24/189  
D773,060 S \* 11/2016 Narvekar ..... D24/189  
D774,200 S \* 12/2016 Kanchagar ..... D24/189  
D774,201 S 12/2016 Gutierrez et al.  
D783,840 S 4/2017 Counts et al.  
D792,977 S 7/2017 Riesinger

FOREIGN PATENT DOCUMENTS

EM 002345066-0001 11/2013  
EM 002345066-0002 11/2013  
WO WO-2014/174291 A1 10/2014

OTHER PUBLICATIONS

Amazon. Mepilex Border Sacrum Foam Dressing, Size 8.7"x9.8", REF 282455, 10/Box. Dec. 31, 2018. <https://amzn.to/3jAOcRM> (Year: 2018).\*

3M™ Tegaderm™ Absorbent Clear Acrylic Dressing, Sacral Design 90807, retrieved from [http://solutions.3m.com/wps/portal/3M/en\\_US/3MC3SD/Wound-Care/Products/Wound-Care-Supplies/~1/3M-Tegaderm-Absorbent-Clear-Acrylic-Dressing-Sacral-Design-90807?N=627+42929333&rt=d](http://solutions.3m.com/wps/portal/3M/en_US/3MC3SD/Wound-Care/Products/Wound-Care-Supplies/~1/3M-Tegaderm-Absorbent-Clear-Acrylic-Dressing-Sacral-Design-90807?N=627+42929333&rt=d) [retrieved Apr. 10, 2014].

Allevyn<sup>◇</sup> Adhesive Sacrum, retrieved from <http://www.smith-nephew.com/professional/products/advanced-wound-management/allevyn/allevyn-sacrum/> [retrieved Apr. 10, 2014].

Allevyn<sup>◇</sup> Gentle Border Sacrum, retrieved from <http://www.smith-nephew.com/professional/products/advanced-wound-management/allevyn/allevyn-gentle-borer-sacrum/> [retrieved Apr. 10, 2014].

Allevyn<sup>◇</sup> Plus Adhesive Sacrum, retrieved from <http://www.smith-nephew.com/professional/products/advanced-wound-management/allevyn/allevyn-plus-adhesive-sacrum/> [retrieved Apr. 10, 2014].

Allevyn<sup>◇</sup> Sacrum Wound Dressing, retrieved from <http://www.smith-nephew.com/professional/products/advanced-wound-management/allevyn/allevyn-sacrum/> [retrieved Apr. 10, 2014].

Aguacel® Foam Dressing, retrieved from [http://www.convatee.com/products/wound/aguacel-foam-dressing/p-f42144fd-6f34-43a7-ba38-c842458fc9c6/2\\_0060/](http://www.convatee.com/products/wound/aguacel-foam-dressing/p-f42144fd-6f34-43a7-ba38-c842458fc9c6/2_0060/) [retrieved Apr. 10, 2014].

Biatain Sacral Dressing, retrieved from <http://www.mountainside-medical.com/biatain-sacral-dressing-9-x-9-dressings-5-box.html> [retrieved Apr. 10, 2014].

Coloplast Comfeel® Plus Sacral Dressing, retrieved from <http://www.woundsource.com/product/comfeel-plus-sacral-dressing> [retrieved Apr. 10, 2014].

Gentry Health, Mepilex Border Lite with Safetac technology. 2016 [earliest online date], [site visited Aug. 3, 2018]. Available from Internet URL: <http://gentryhealth.co.za/shop/wound-care-dressings-with-safetac-technology/nepilex-border-lite/> (2016).

Mepilex Border Sacrum, retrieved from <http://www.molnlycke.com/patient/en/Products/Wound/Mepilex-Border-Sacrum/> [retrieved Apr. 10, 2014].

\* cited by examiner

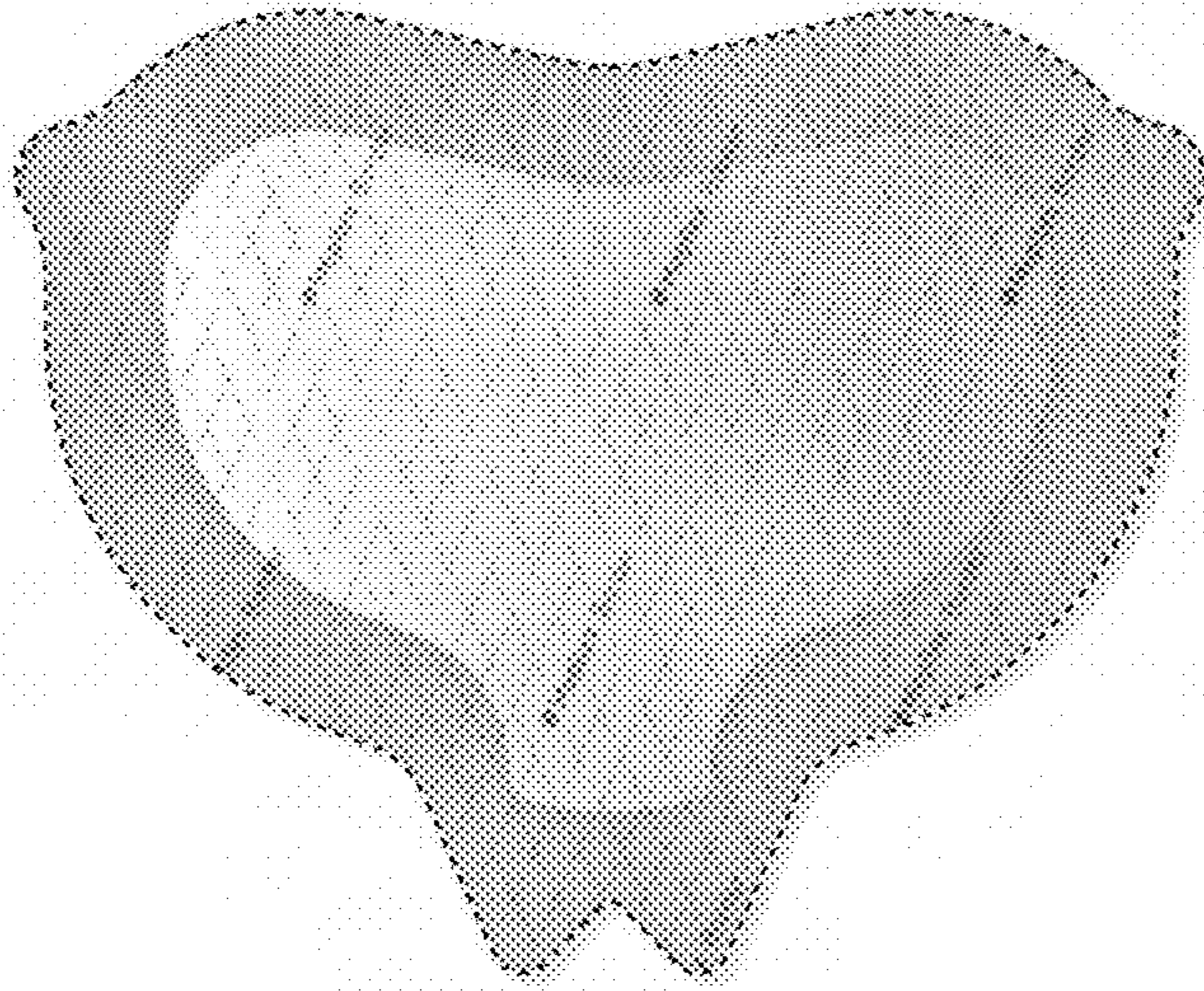


Figure 1




Figure 2



Figure 3

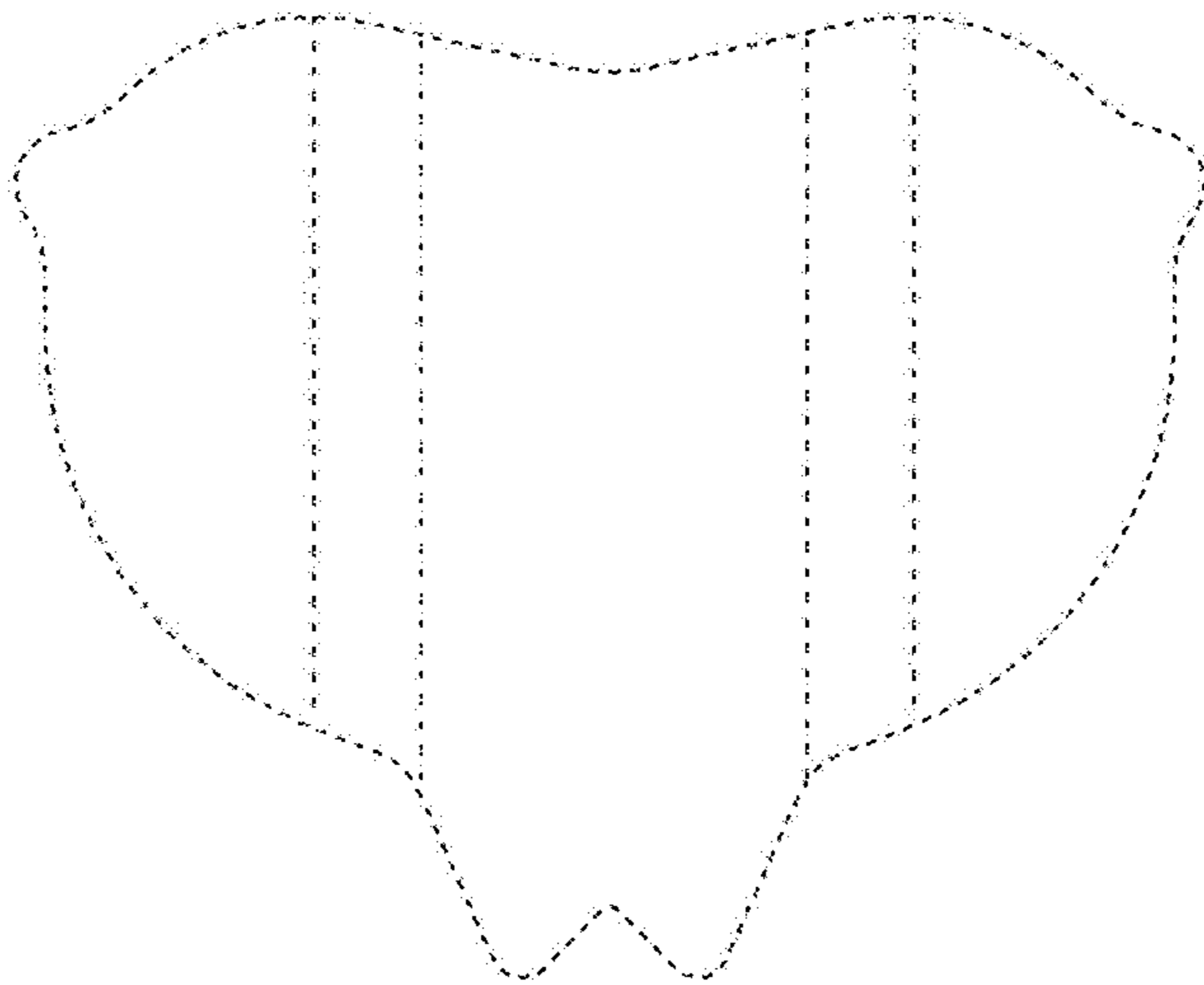


Figure 4



Figure 5



Figure 6

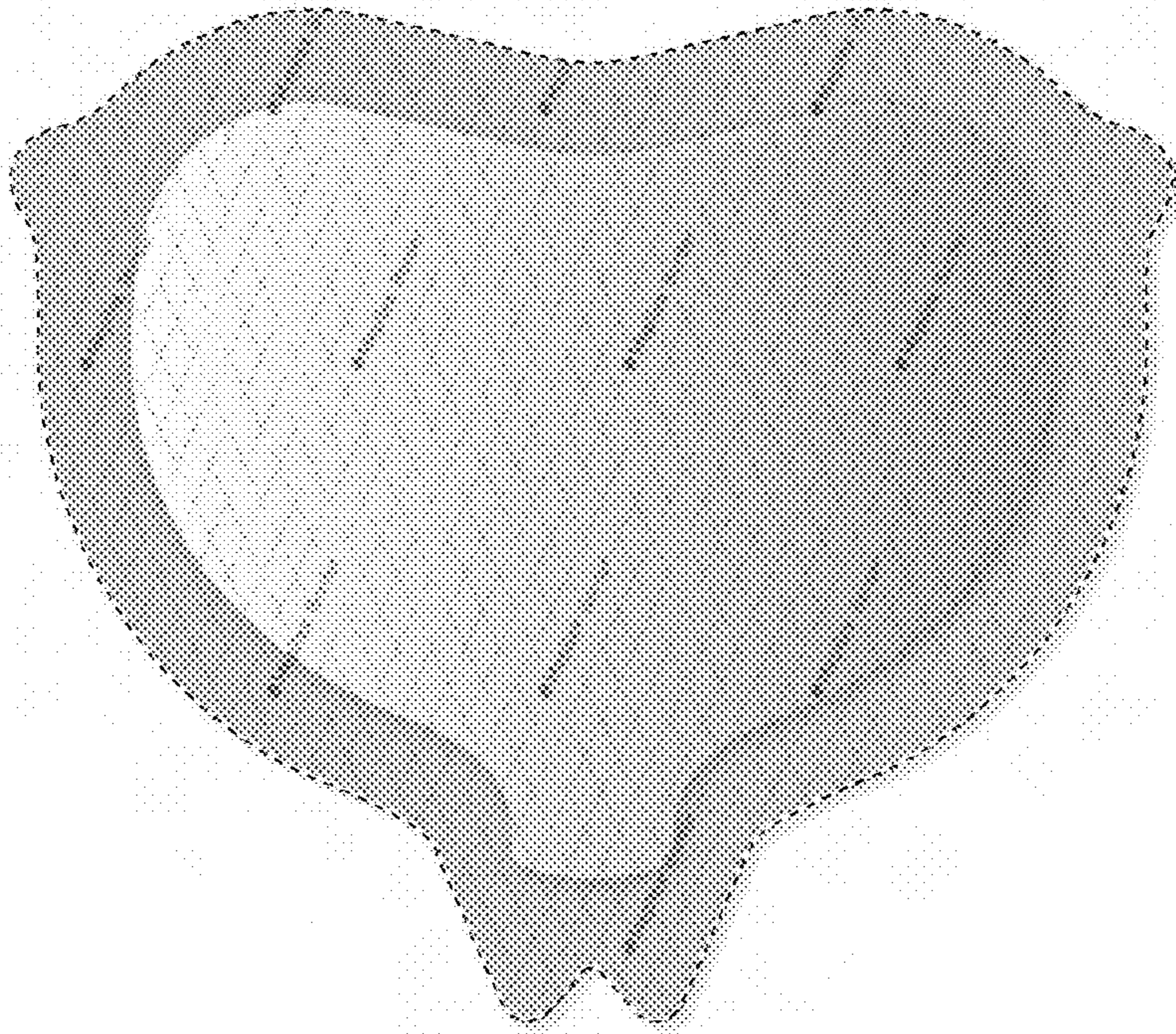


Figure 7




Figure 8



Figure 9

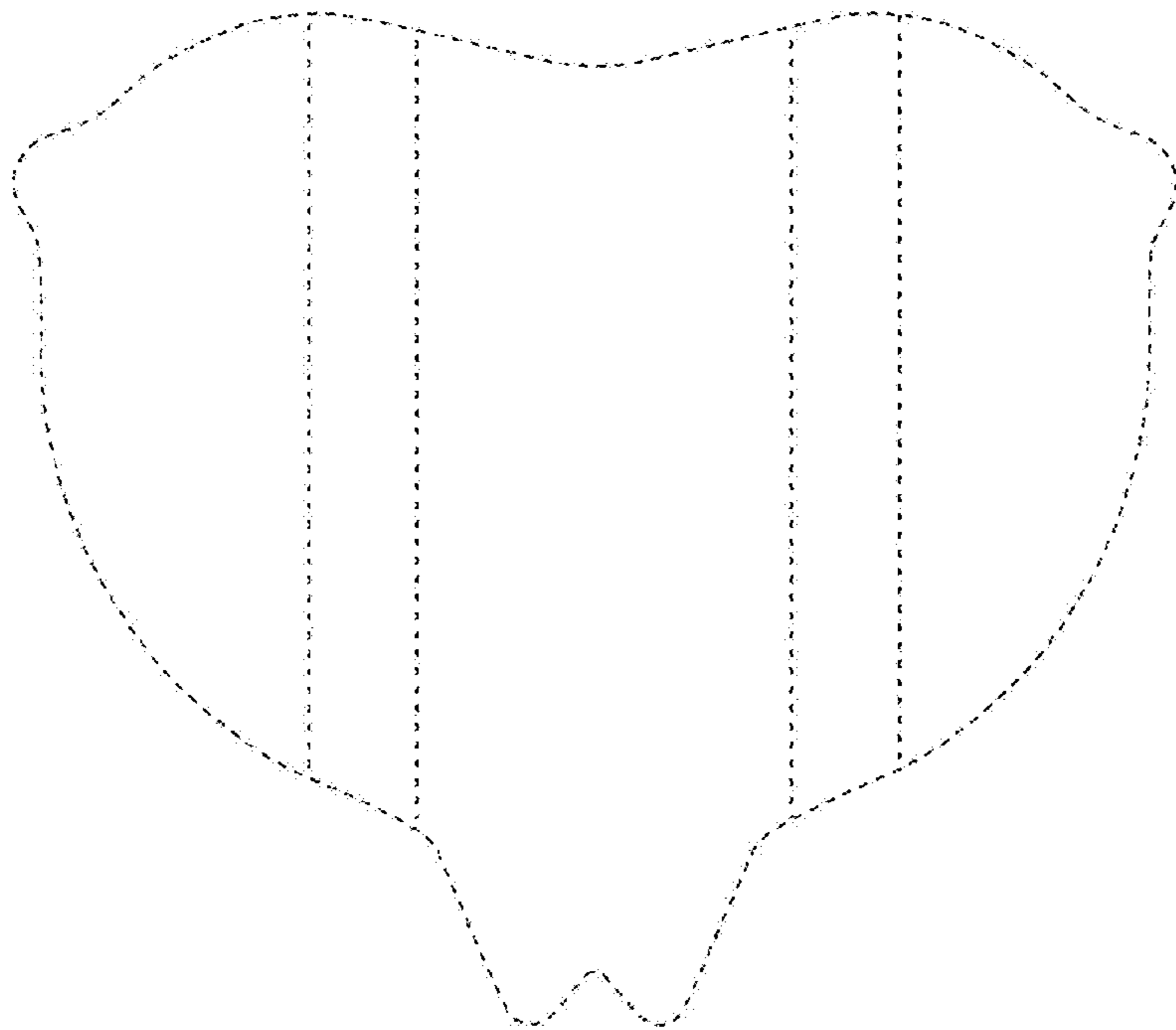


Figure 10



Figure 11




Figure 12