



US00D914875S

(12) **United States Design Patent** (10) **Patent No.:** **US D914,875 S**  
**Shaw et al.** (45) **Date of Patent:** **\*\* Mar. 30, 2021**

(54) **SYRINGE BARREL**  
(71) Applicants: **Retractable Technologies, Inc.**, Little Elm, TX (US); **Thomas J. Shaw**, Frisco, TX (US)  
(72) Inventors: **Thomas J. Shaw**, Frisco, TX (US); **Mark Small**, Heavener, OK (US)  
(73) Assignee: **RETRACTABLE TECHNOLOGIES, INC.**, Little Elm, TX (US)  
(\*\*) Term: **15 Years**  
(21) Appl. No.: **29/697,962**  
(22) Filed: **Jul. 12, 2019**  
(51) **LOC (13) Cl.** ..... **24-02**  
(52) **U.S. Cl.**  
USPC ..... **D24/130**  
(58) **Field of Classification Search**  
USPC ..... D24/127-131, 112-114, 133, 186; 606/181, 185; 604/264, 523-528, 272, 604/187, 158, 164.01-164.11, 181, 184, 604/227; 600/101, 139, 143; 128/200.24, 207.14, 207.15  
CPC ..... A61M 5/178; A61M 3/00; A61M 5/20; A61M 5/31; A61M 5/3146; A61M 5/3129; A61M 5/3148; A61M 5/315  
See application file for complete search history.

D377,687 S 1/1997 Udovch  
D383,205 S \* 9/1997 Pagay ..... D24/112  
5,782,804 A 7/1998 McMahon  
5,985,962 A \* 11/1999 Knors ..... C08L 23/0815  
524/101  
D420,129 S 2/2000 McMahon  
6,120,481 A \* 9/2000 Rennert ..... A61M 5/3129  
604/186  
D460,820 S \* 7/2002 Niedospial, Jr. .... D24/130  
6,514,261 B1 2/2003 Randall et al.  
D635,249 S \* 3/2011 Becker ..... D24/114  
D639,337 S \* 6/2011 Hung ..... D19/117  
D650,903 S \* 12/2011 Kosinski ..... D24/130  
8,287,491 B2 \* 10/2012 Burns ..... A61M 5/3202  
604/110  
D673,670 S 1/2013 Linnenschmidt  
8,512,279 B2 \* 8/2013 Klein ..... A61M 5/31  
604/93.01  
8,540,670 B2 \* 9/2013 Wayman ..... A61M 5/5066  
604/110  
D693,003 S 11/2013 Wang  
(Continued)

*Primary Examiner* — Nathan M Johnston  
(74) *Attorney, Agent, or Firm* — Monty L Ross PLLC;  
Monty Ross

(57) **CLAIM**

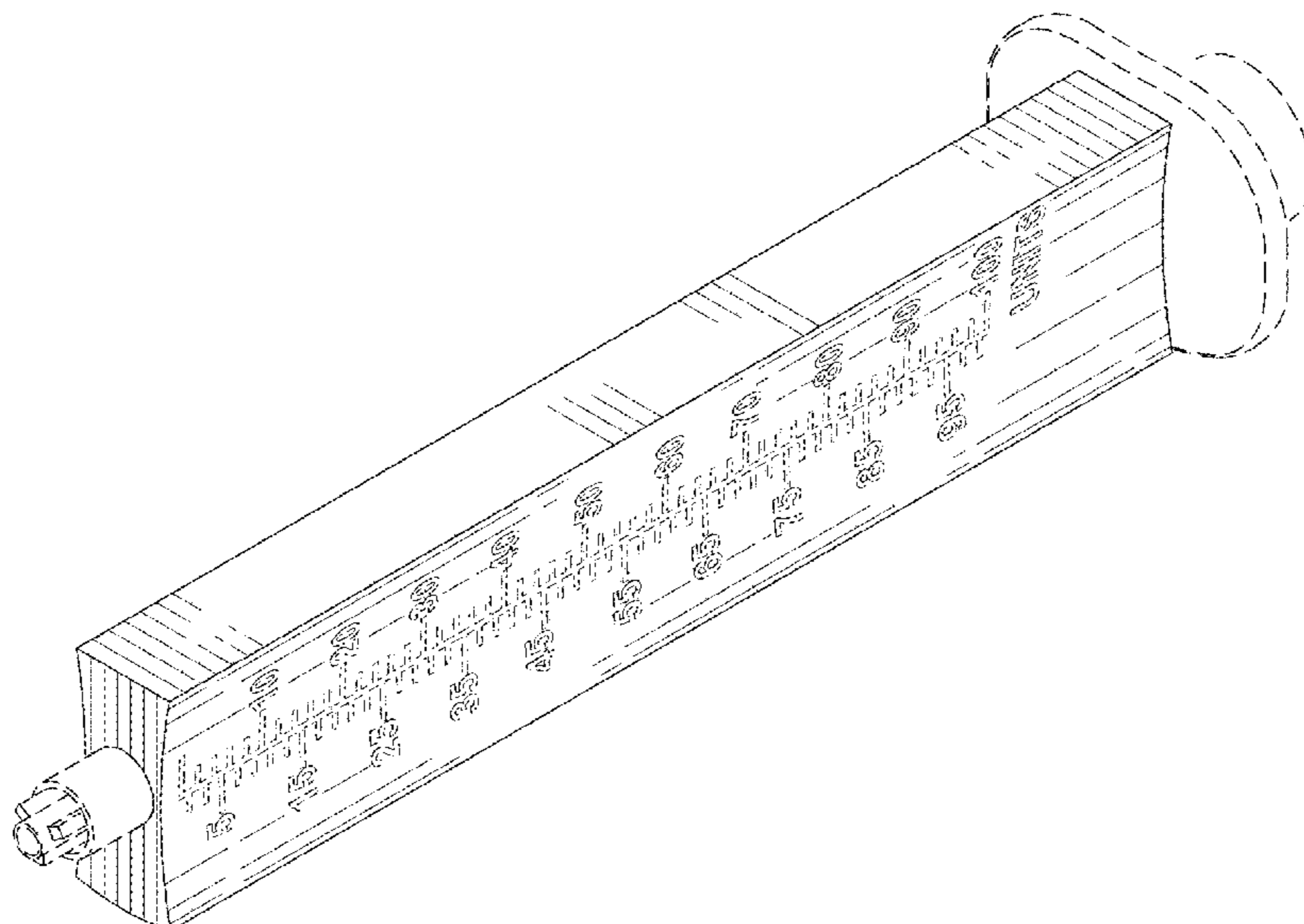
The ornamental design for a syringe barrel, as shown and described.

**DESCRIPTION**

FIG. 1 is a front perspective view;  
FIG. 2 is a front elevation view;  
FIG. 3 is a rear elevation view;  
FIG. 4 is a right side view;  
FIG. 5 is a left side view;  
FIG. 6 is a top view; and,  
FIG. 7 is a bottom view.  
The broken, lines show portions of the design that form no part of the claimed design.

**1 Claim, 4 Drawing Sheets**

(56) **References Cited**  
U.S. PATENT DOCUMENTS  
2,464,840 A \* 3/1949 Fogg ..... A61M 5/31  
29/402.11  
4,747,830 A \* 5/1988 Gloyer ..... A61M 5/322  
604/110  
D302,726 S 8/1989 Schwobel  
4,985,020 A \* 1/1991 Kasuya ..... A61M 5/3213  
604/192  
5,437,647 A 8/1995 Firth et al.



(56)

References Cited

U.S. PATENT DOCUMENTS

D726,305	S *	4/2015	Furukawa .....	D24/114
9,044,552	B2	6/2015	Schraga	
D793,549	S	8/2017	Defusco	
D793,550	S	8/2017	Defusco	
D805,199	S	12/2017	Chen et al.	
D815,732	S	4/2018	Mills et al.	
D823,457	S	7/2018	Shaw et al.	
D829,891	S	10/2018	Shaw et al.	
D832,423	S	10/2018	Ishida	
D835,265	S	12/2018	Inoue	
D836,772	S *	12/2018	Nandi .....	D24/114
D838,842	S *	1/2019	Shaw .....	D24/114
D849,938	S	5/2019	Gloria Bello et al.	
D851,757	S *	6/2019	Nandi .....	D24/114
D853,560	S	7/2019	Malcolm et al.	
D864,413	S *	10/2019	Ratner .....	D24/224
D876,620	S *	2/2020	Ho .....	D24/112
D888,233	S *	6/2020	Zhang .....	D24/114
2003/0097096	A1 *	5/2003	Niedospial, Jr. ....	A61M 5/3129 604/218
2003/0171719	A1 *	9/2003	Veillon, Jr. ....	A61M 39/20 604/187
2008/0114306	A1	5/2008	Bare	
2010/0181218	A1 *	7/2010	Beccaro .....	A61F 9/0017 206/365
2012/0022464	A1	1/2012	Zivkovic et al.	
2013/0023826	A1	1/2013	Ishida	
2014/0066862	A1 *	3/2014	Schweers .....	A61M 5/3129 604/227
2015/0196714	A1	7/2015	Creaturo	
2017/0049972	A1 *	2/2017	Persons .....	A61M 5/3297
2019/0298929	A1 *	10/2019	Shaw .....	A61M 5/3234

\* cited by examiner

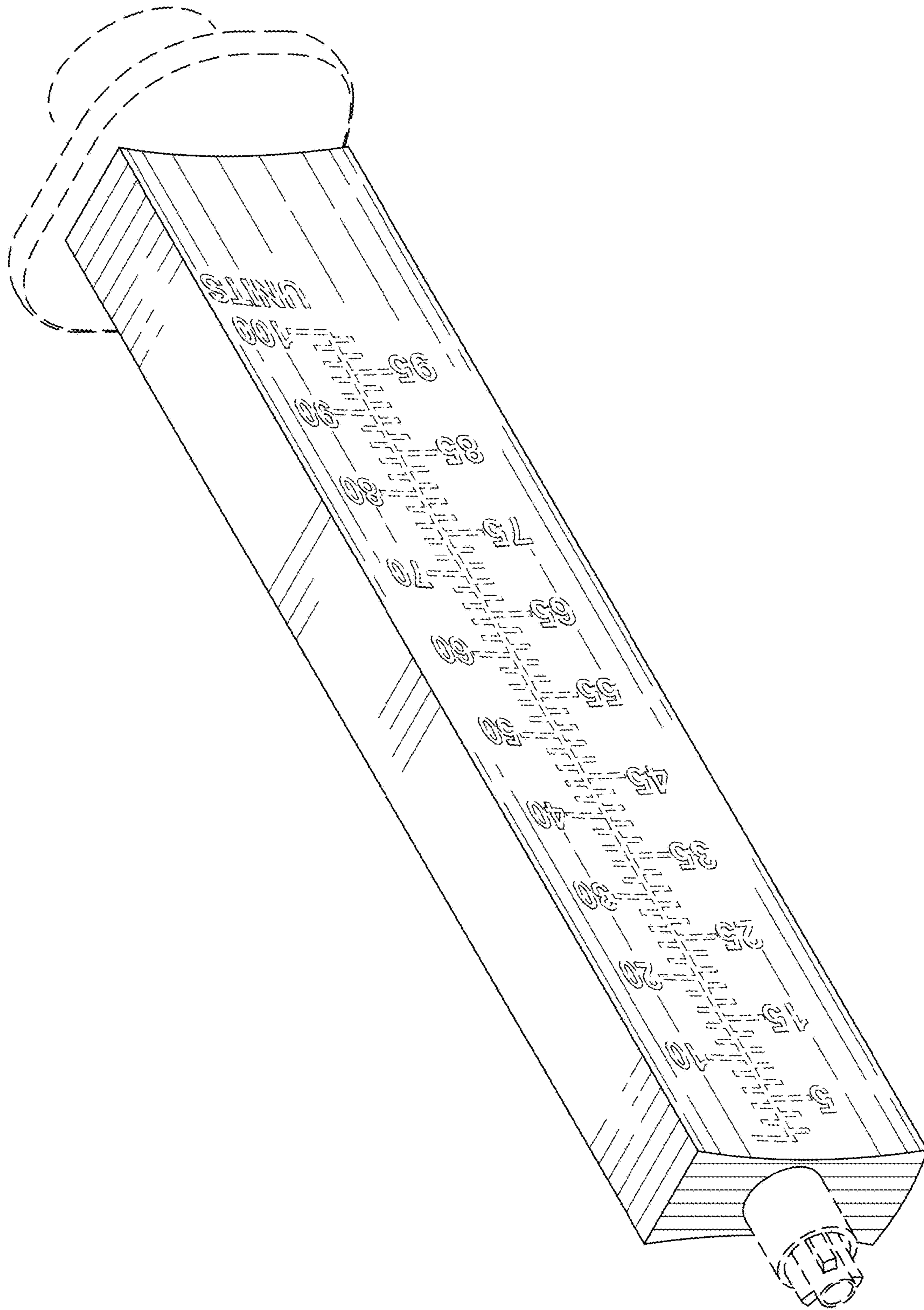


FIG. 1

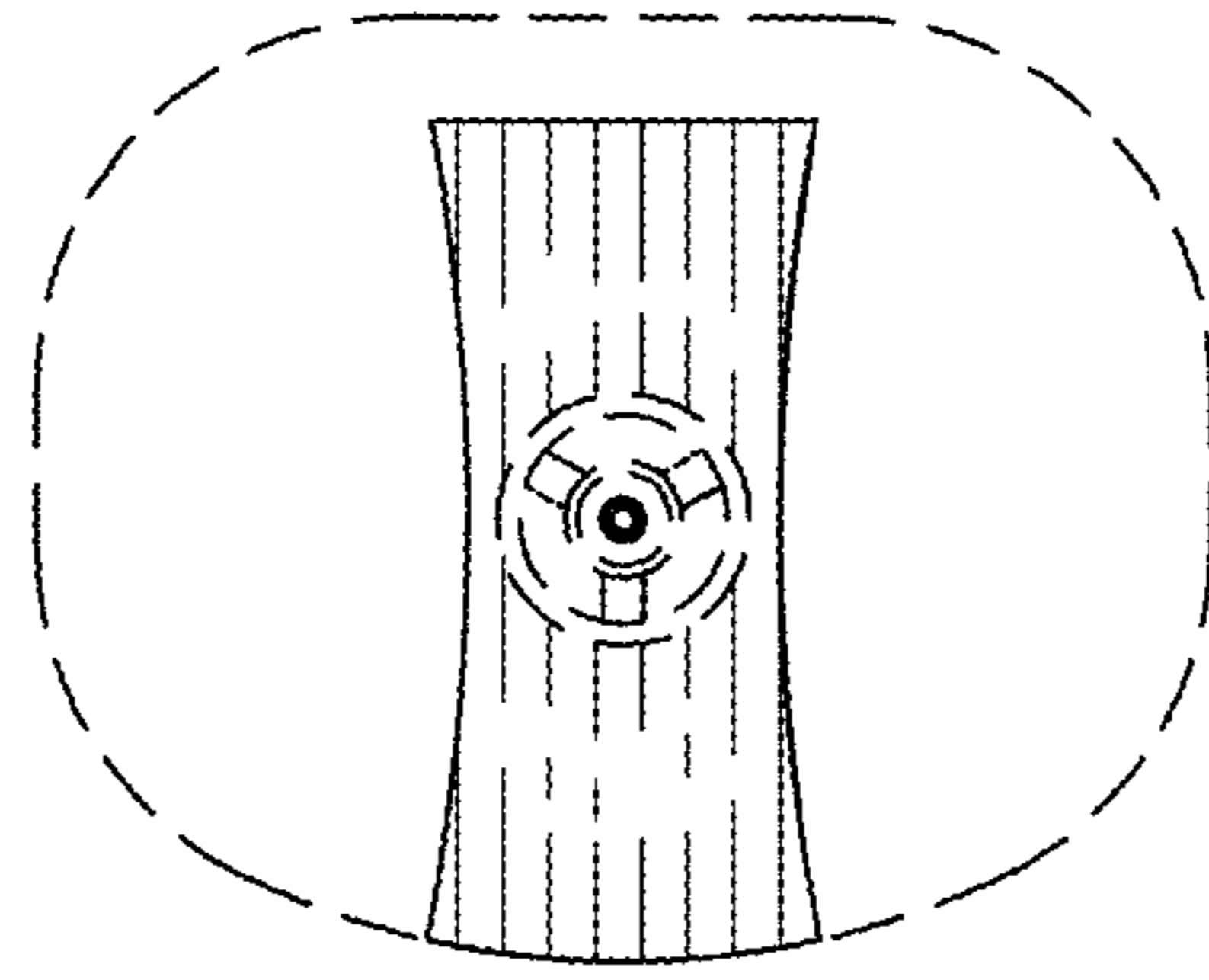


FIG. 2

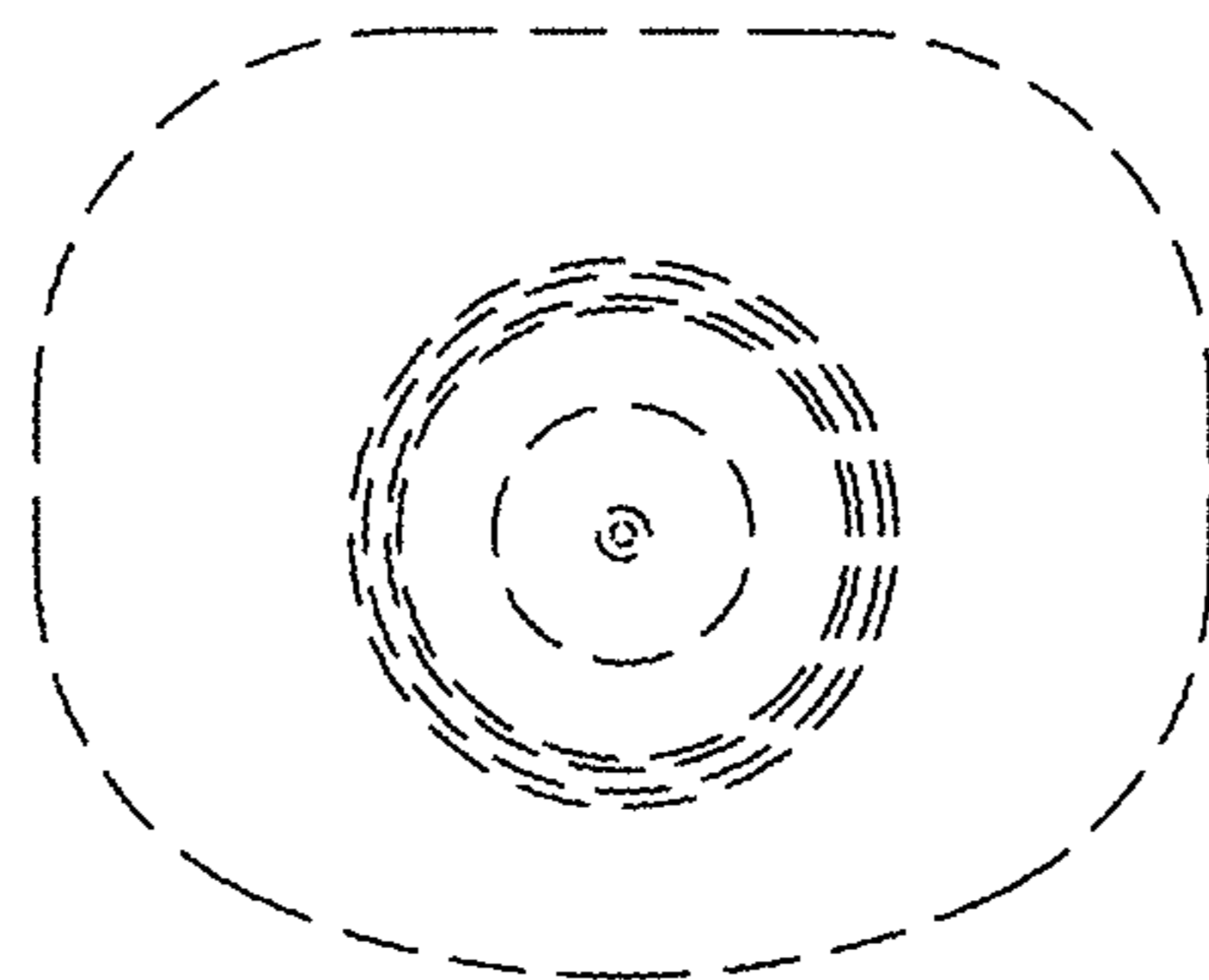


FIG. 3

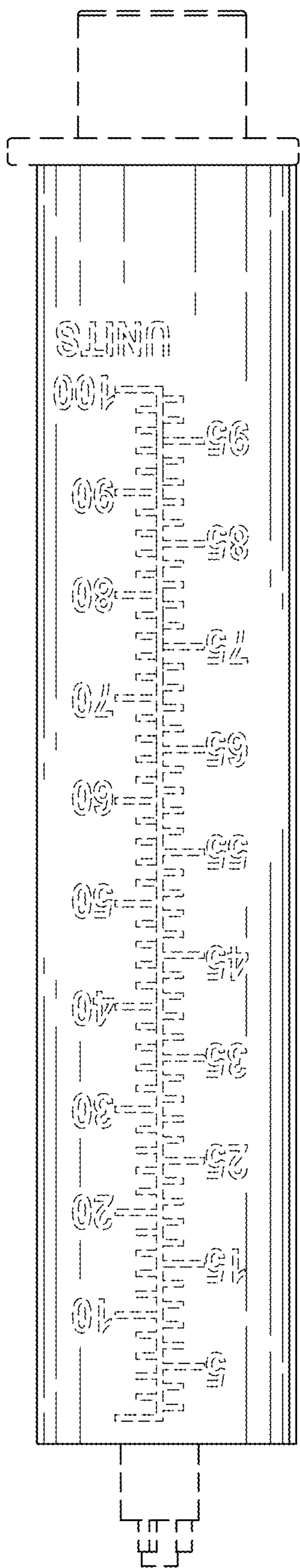


FIG. 4


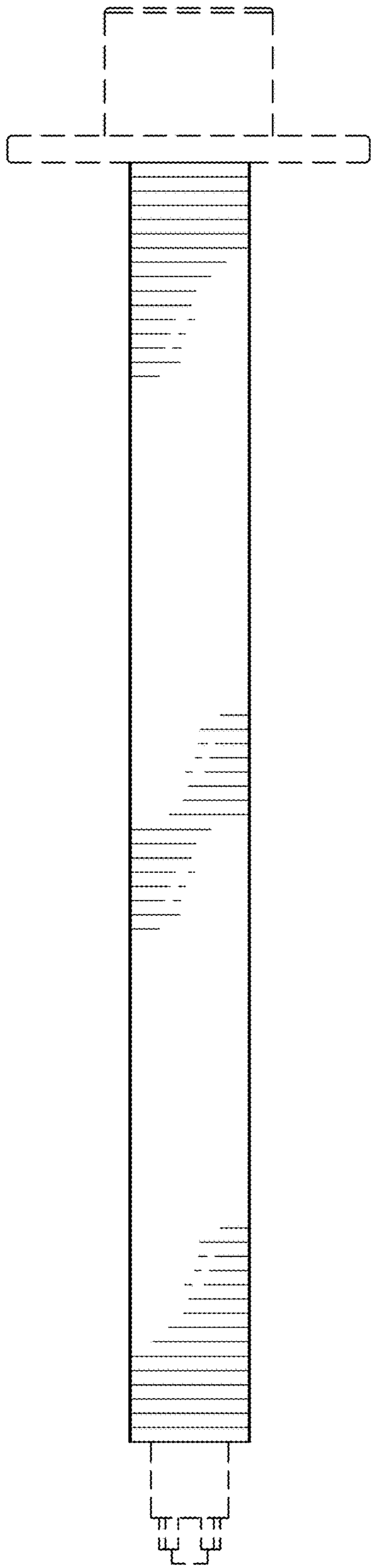
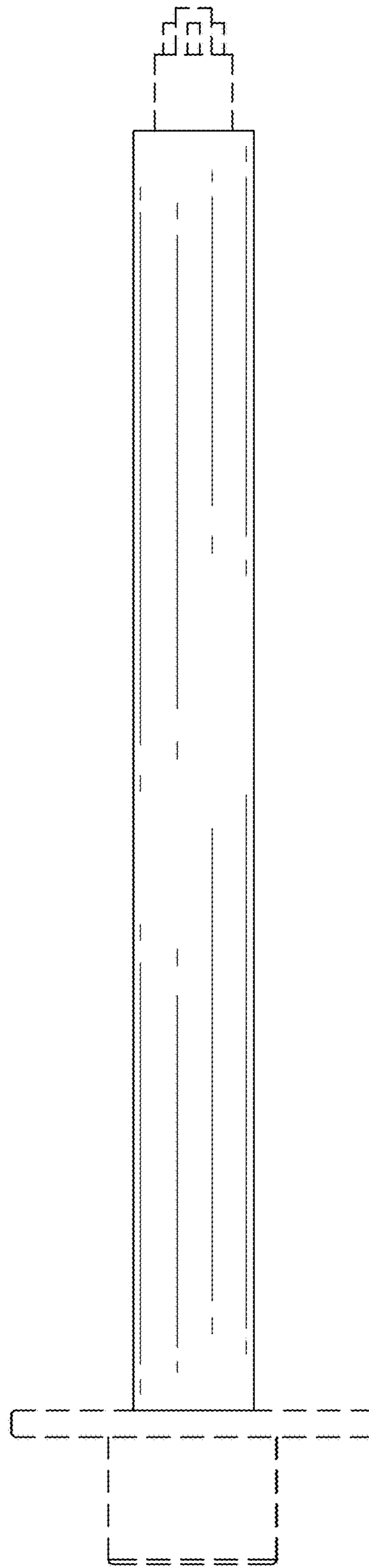


FIG. 5



*FIG. 6*



*FIG. 7*