



US00D914866S

(12) **United States Design Patent**
Gao

(10) **Patent No.:** **US D914,866 S**
(45) **Date of Patent:** **** Mar. 30, 2021**

- (54) **FIREWOOD RACK**
- (71) Applicant: **Xianfeng Gao**, Qingdao (CN)
- (72) Inventor: **Xianfeng Gao**, Qingdao (CN)
- (**) Term: **15 Years**
- (21) Appl. No.: **29/728,639**
- (22) Filed: **Mar. 20, 2020**
- (51) **LOC (13) Cl.** **23-03**
- (52) **U.S. Cl.**
USPC **D23/410**
- (58) **Field of Classification Search**
USPC D34/12, 14, 16, 17, 19, 20, 21, 23, 24,
D34/25, 27; D6/672, 675, 675.1, 675.2,
D6/675.3, 675.4, 675.5; D23/405, 407,
D23/409, 410, 415-422, 499, 403;
D7/403, 404, 407
CPC B62B 3/022; B25H 1/04; A47B 57/50;
A47B 47/027; A47B 63/00; B62D
33/0207
See application file for complete search history.

(56) **References Cited**

U.S. PATENT DOCUMENTS

D289,080 S *	3/1987	Einsel	D23/410
D335,404 S *	5/1993	Fleury	D23/410
D488,553 S	4/2004	Dery		
D642,671 S *	8/2011	Alexander	D23/410
D682,410 S *	5/2013	Hester	D23/410
D713,520 S *	9/2014	Alexander	D23/410
D713,955 S *	9/2014	Hester	D23/410
D723,843 S *	3/2015	Lai	D6/675.1
D794,273 S *	8/2017	Abel	D34/12
D825,233 S *	8/2018	Yamamoto	D6/675.1
D858,151 S *	9/2019	Li	D6/675.1
D869,809 S *	12/2019	Dardashti	D34/14
D878,700 S *	3/2020	Dardashti	D34/14

2001/0005070 A1 *	6/2001	Kemnitzner	B62D 33/0207 280/33.991
2004/0119257 A1 *	6/2004	Nelson	A47B 63/00 280/47.35
2008/0203042 A1 *	8/2008	Felsenthal	A47B 47/027 211/153
2010/0181274 A1 *	7/2010	Vargo	A47B 57/50 211/187
2010/0276910 A1 *	11/2010	Wise	B25H 1/04 280/651
2019/0047602 A1 *	2/2019	Dardashti	B62B 3/022

* cited by examiner

Primary Examiner — Susan E Krakower
Assistant Examiner — Jerry Shiuan-Hua Hsu
(74) *Attorney, Agent, or Firm* — ZANIP

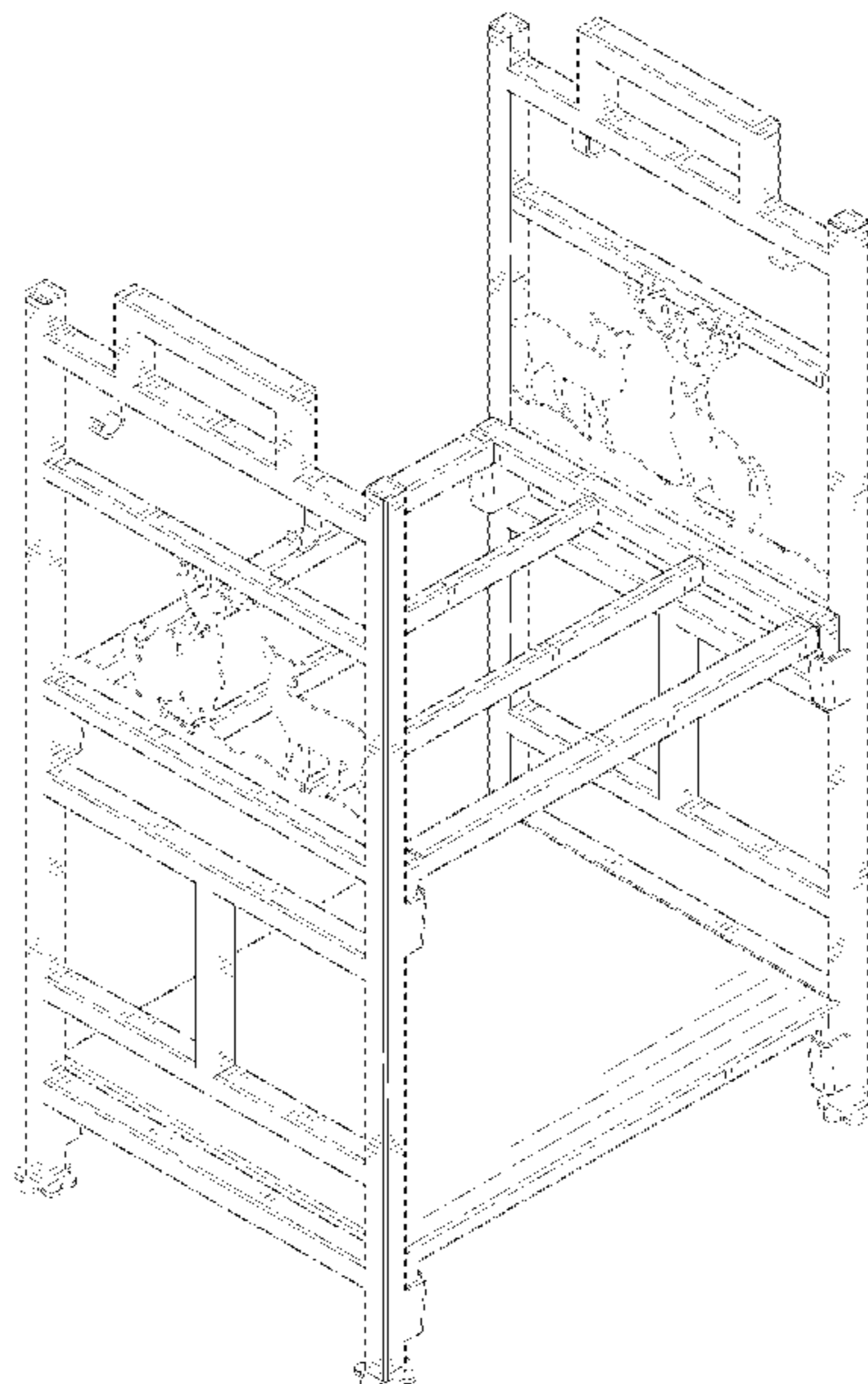
(57) **CLAIM**

The ornamental design for a firewood rack, as shown and described.

DESCRIPTION

FIG. 1 is a front and top perspective view of a firewood rack, showing my new design;
FIG. 2 is a rear and bottom perspective view thereof;
FIG. 3 is a front elevational view thereof;
FIG. 4 is a rear elevational view thereof;
FIG. 5 is a left side elevational view thereof;
FIG. 6 is a right side elevational view thereof;
FIG. 7 is a top plan view thereof;
FIG. 8 is a bottom plan view thereof; and,
FIG. 9 is another front and top perspective view thereof, showing cleaning tools hanged from hooks.
The broken lines in the figures illustrate portions of the firewood rack that form no part of the claimed design. The broken lines showing of cleaning tools in FIG. 9 depict environmental structure and form no part of the claimed design.

1 Claim, 9 Drawing Sheets



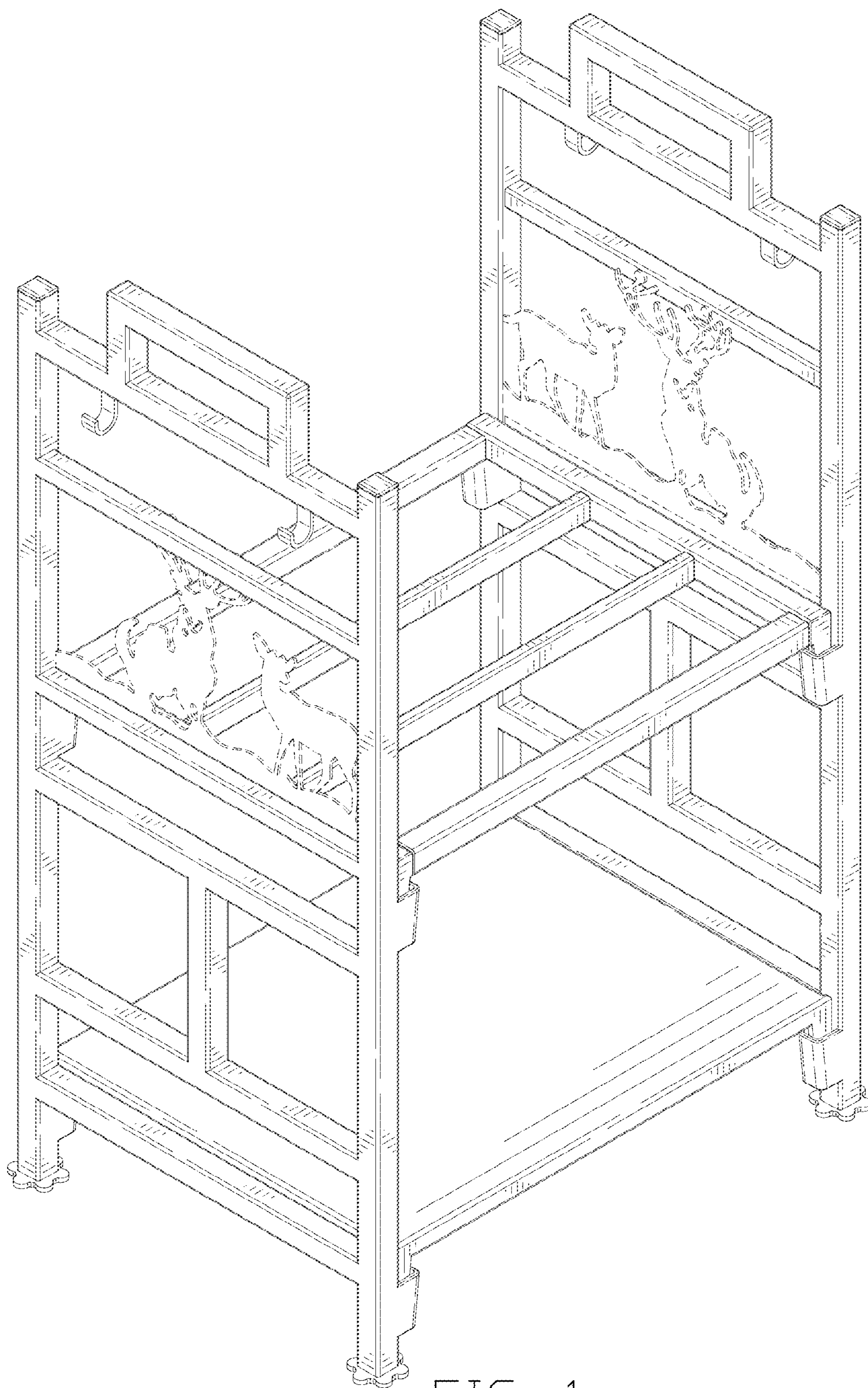


FIG. 1

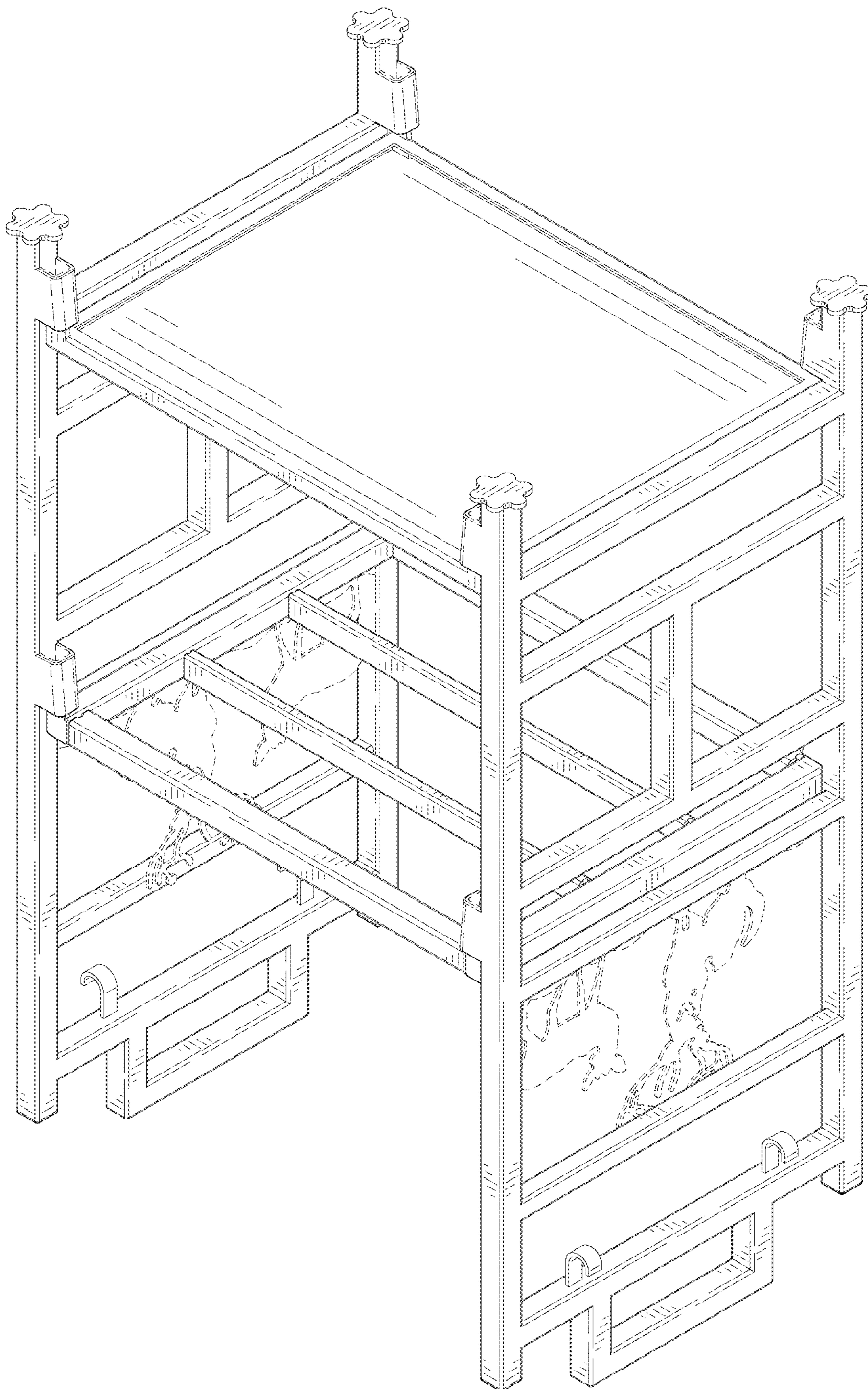


FIG. 2

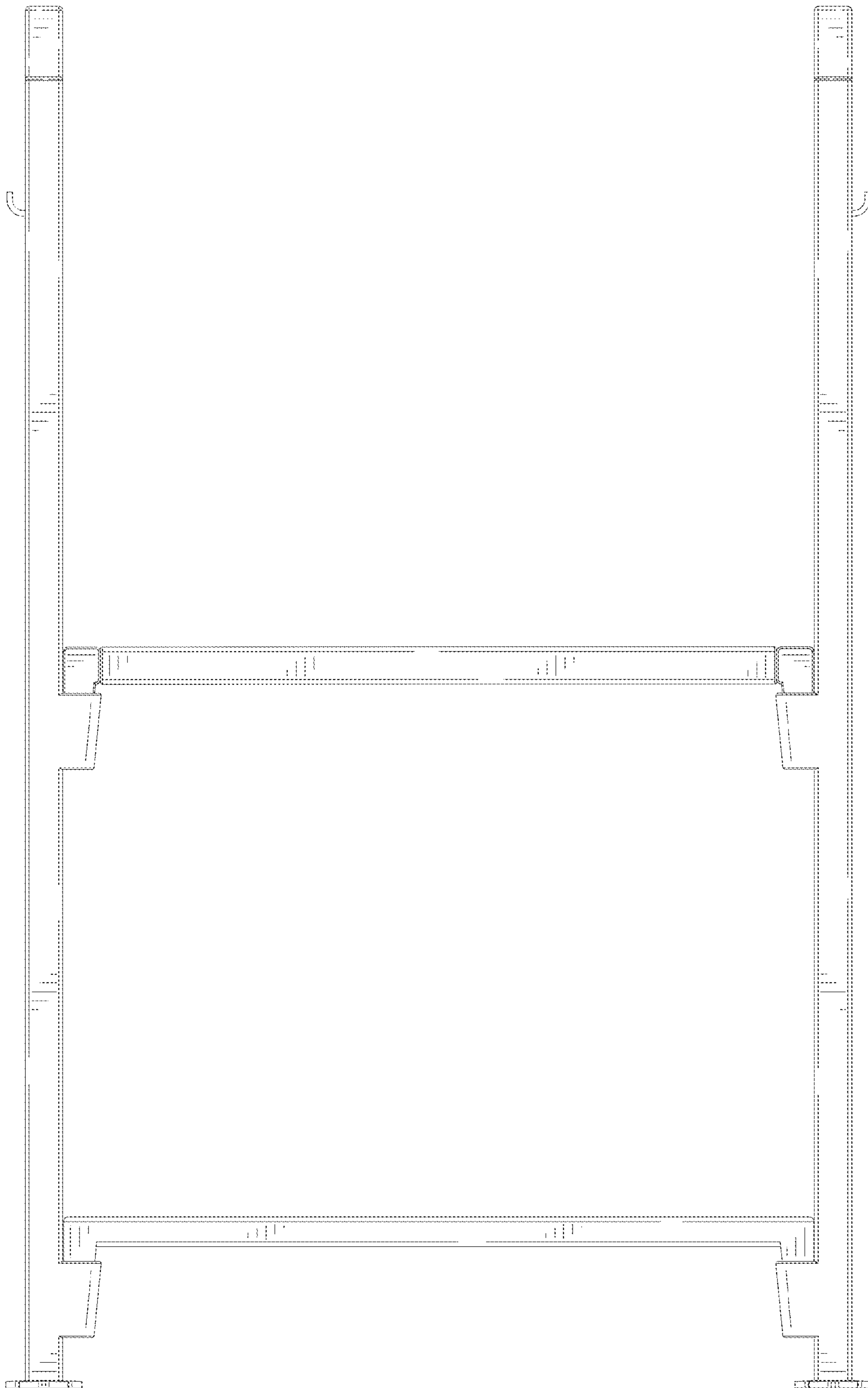


FIG. 3

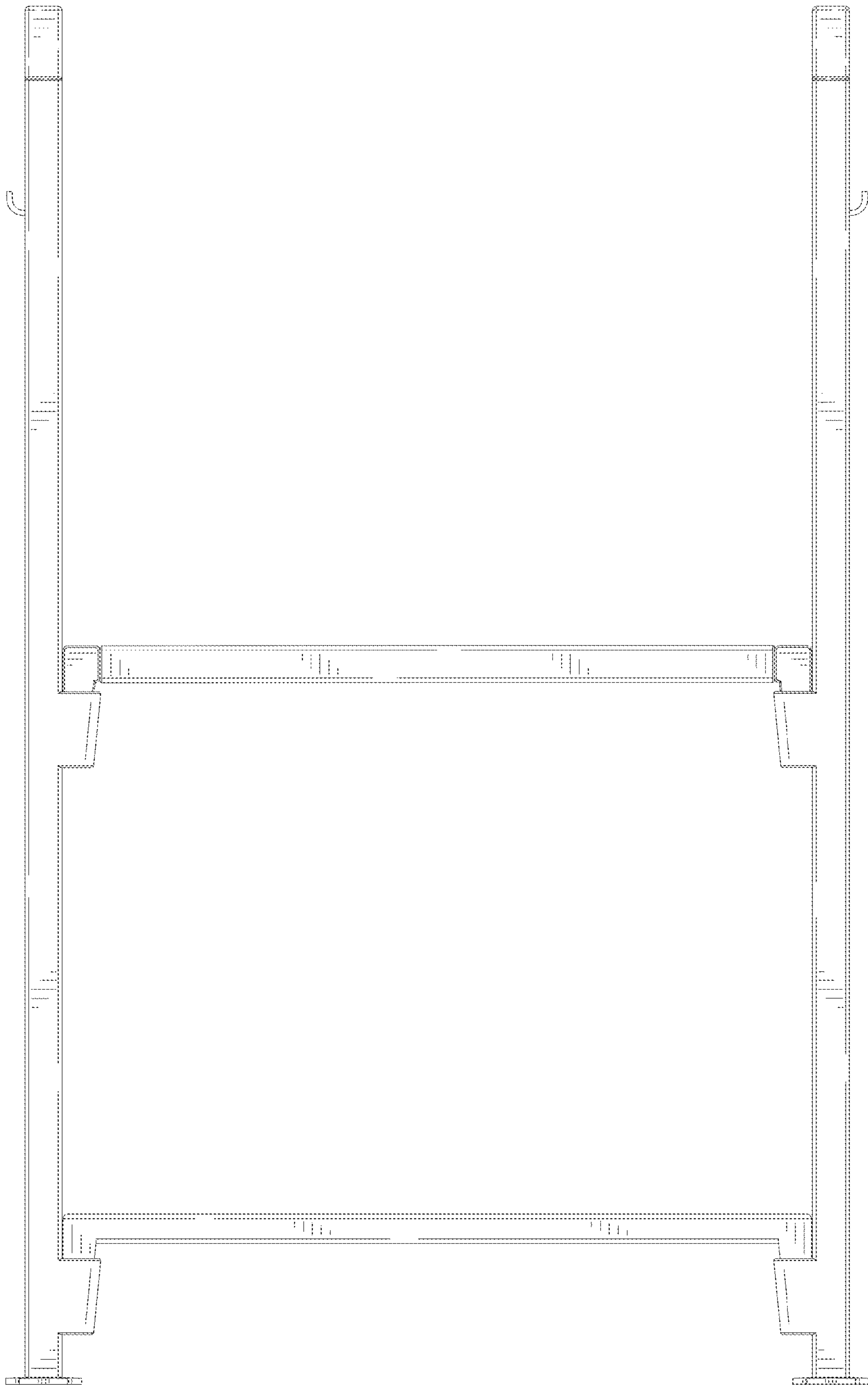


FIG. 4




FIG. 5




FIG. 6

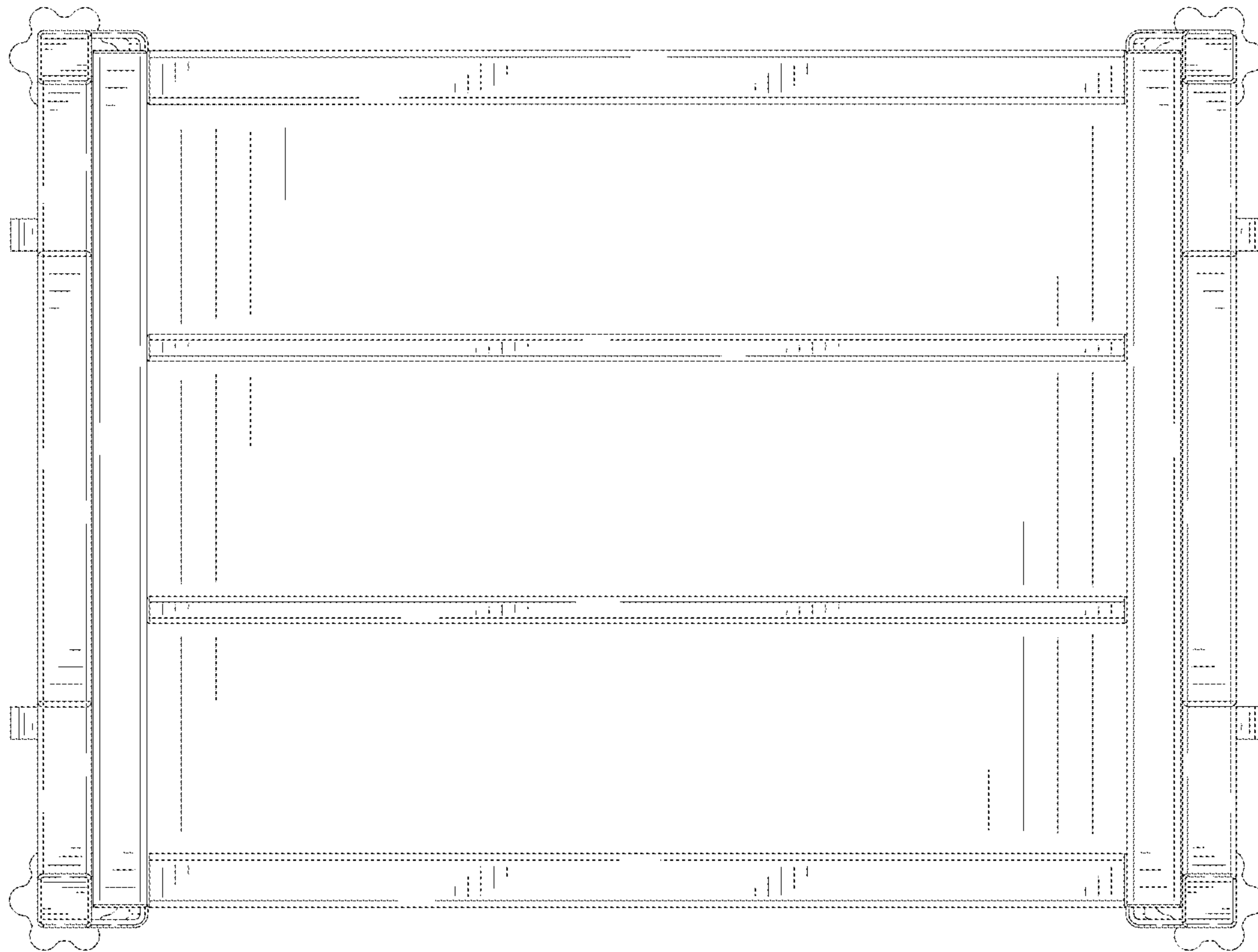


FIG. 7




FIG. 8

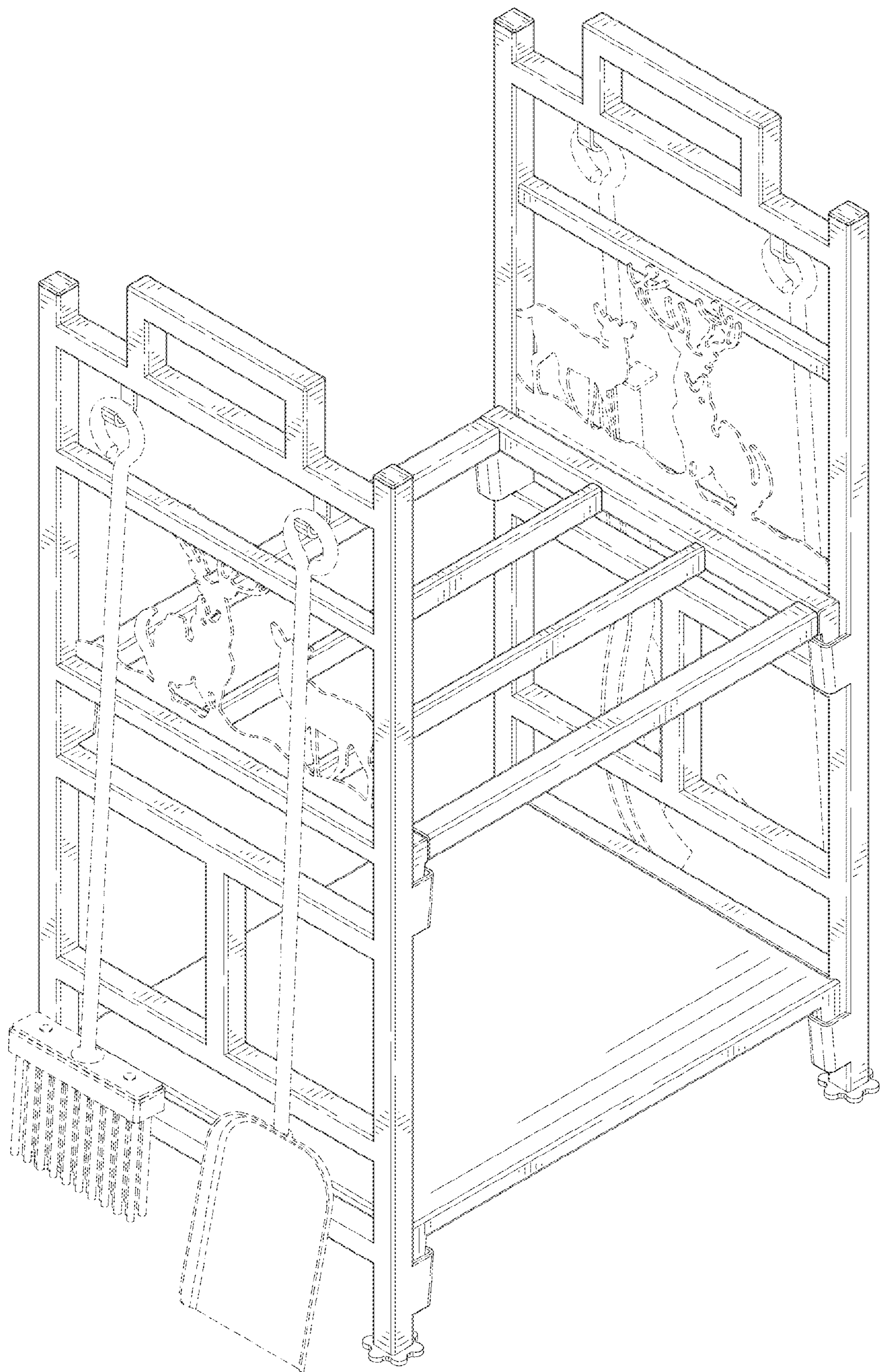


FIG. 9