



US00D914861S

(12) **United States Design Patent**
Ubakar

(10) **Patent No.:** **US D914,861 S**

(45) **Date of Patent:** **** Mar. 30, 2021**

(54) **VAPOR CUP**

(71) Applicant: **Nosakhare Bruno Ubakar**, Toronto
(CA)

(72) Inventor: **Nosakhare Bruno Ubakar**, Toronto
(CA)

(**) Term: **15 Years**

(21) Appl. No.: **29/702,031**

(22) Filed: **Aug. 16, 2019**

(51) **LOC (13) Cl.** **23-04**

(52) **U.S. Cl.**
USPC **D23/356**

(58) **Field of Classification Search**
USPC D23/355-366, 352, 369, 332, 333, 335,
D23/336, 342, 351; 422/120, 122;
55/356, 473, 504; 96/97; 261/DIG. 17,
261/DIG. 65, DIG. 88, DIG. 31
CPC .. A61L 9/16; A61L 9/22; B01D 47/00; B01D
47/027; B01D 2221/02; B01D 2259/4508;
B03C 3/155; B03C 3/368; F24F 3/16;
F24F 13/20; F24F 13/28; F24F
2001/0096
See application file for complete search history.

(56) **References Cited**

U.S. PATENT DOCUMENTS

D612,924 S * 3/2010 Jorgensen D23/366
D800,885 S * 10/2017 Chou D23/366

D803,375 S * 11/2017 Wu D23/366
D807,485 S * 1/2018 Bishop D23/366
D827,802 S * 9/2018 Chen D23/366
D865,930 S * 11/2019 Bradley D23/356
D865,931 S * 11/2019 Ha D23/356
D865,932 S * 11/2019 Ha D23/356
D870,871 S * 12/2019 McDonnell D23/356
D870,872 S * 12/2019 Takano D23/356
D878,535 S * 3/2020 Brandenburg D23/366
D879,274 S * 3/2020 Hu D23/356
D882,056 S * 4/2020 Baillie D23/364

* cited by examiner

Primary Examiner — David G Muller

(74) *Attorney, Agent, or Firm* — Alan D. Kamrath; Karin
L. Williams; Mayer & Williams PC

(57) **CLAIM**

The ornamental design for a vapor cup, as shown and
described.

DESCRIPTION

FIG. 1 is a perspective view of a vapor cup showing my new
design;

FIG. 2 is a front view thereof;

FIG. 3 is a rear view thereof;

FIG. 4 is a left side view thereof;

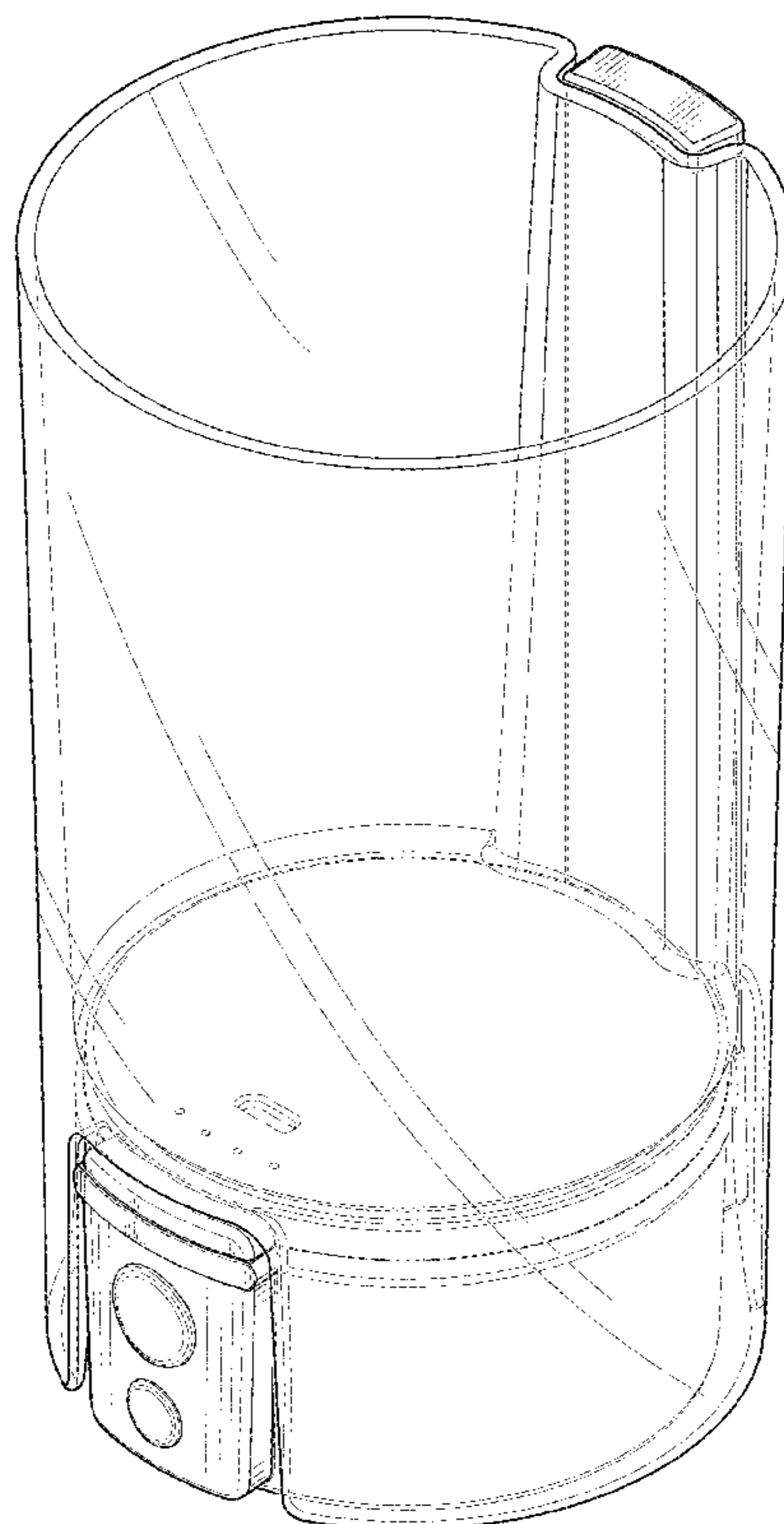
FIG. 5 is a right side view thereof;

FIG. 6 is a top plan view thereof, and,

FIG. 7 is a bottom plan view thereof.

The broken lines depict portions of the vapor cup in which
the design is embodied that are not considered part of the
claimed design.

1 Claim, 7 Drawing Sheets



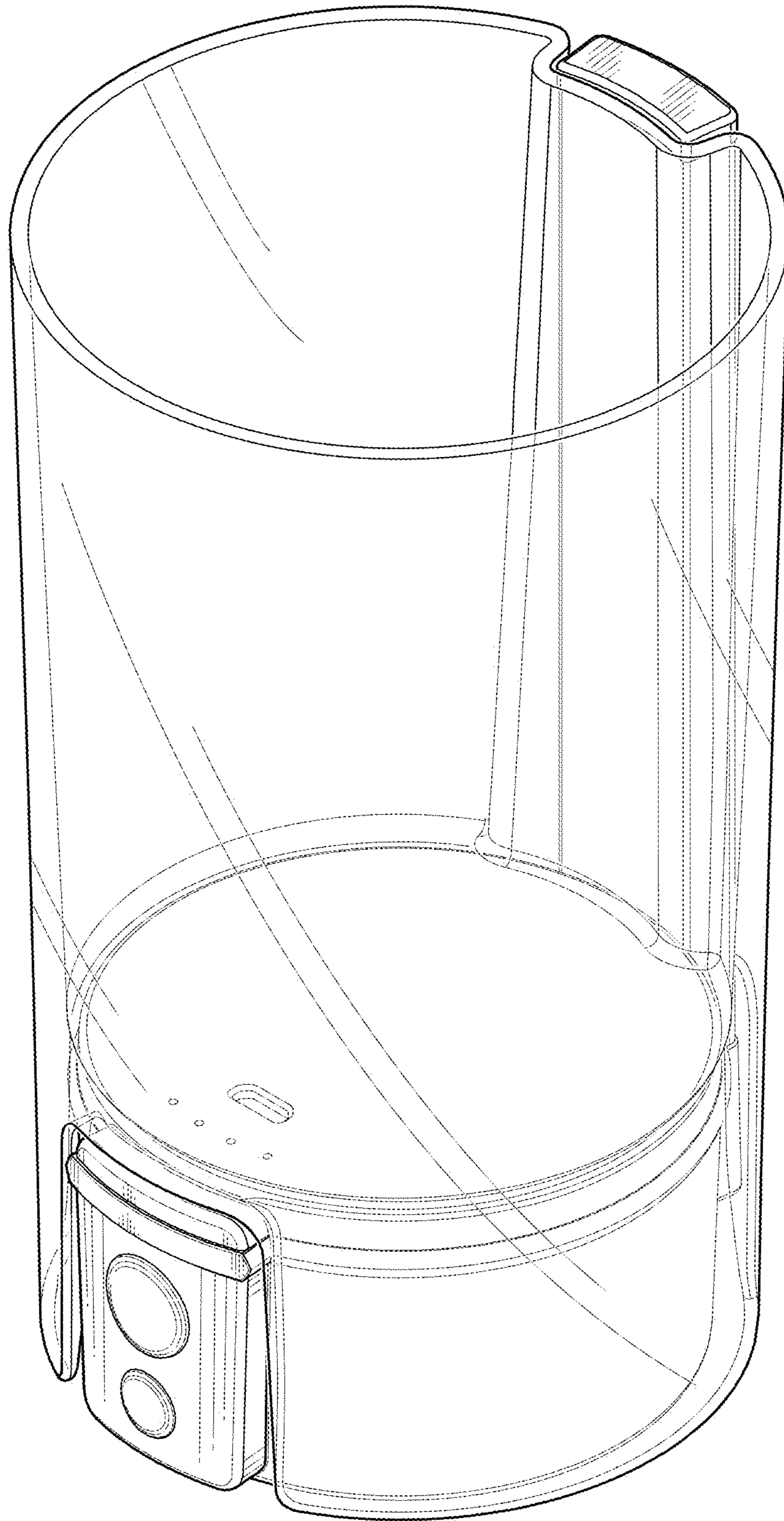


FIG. 1

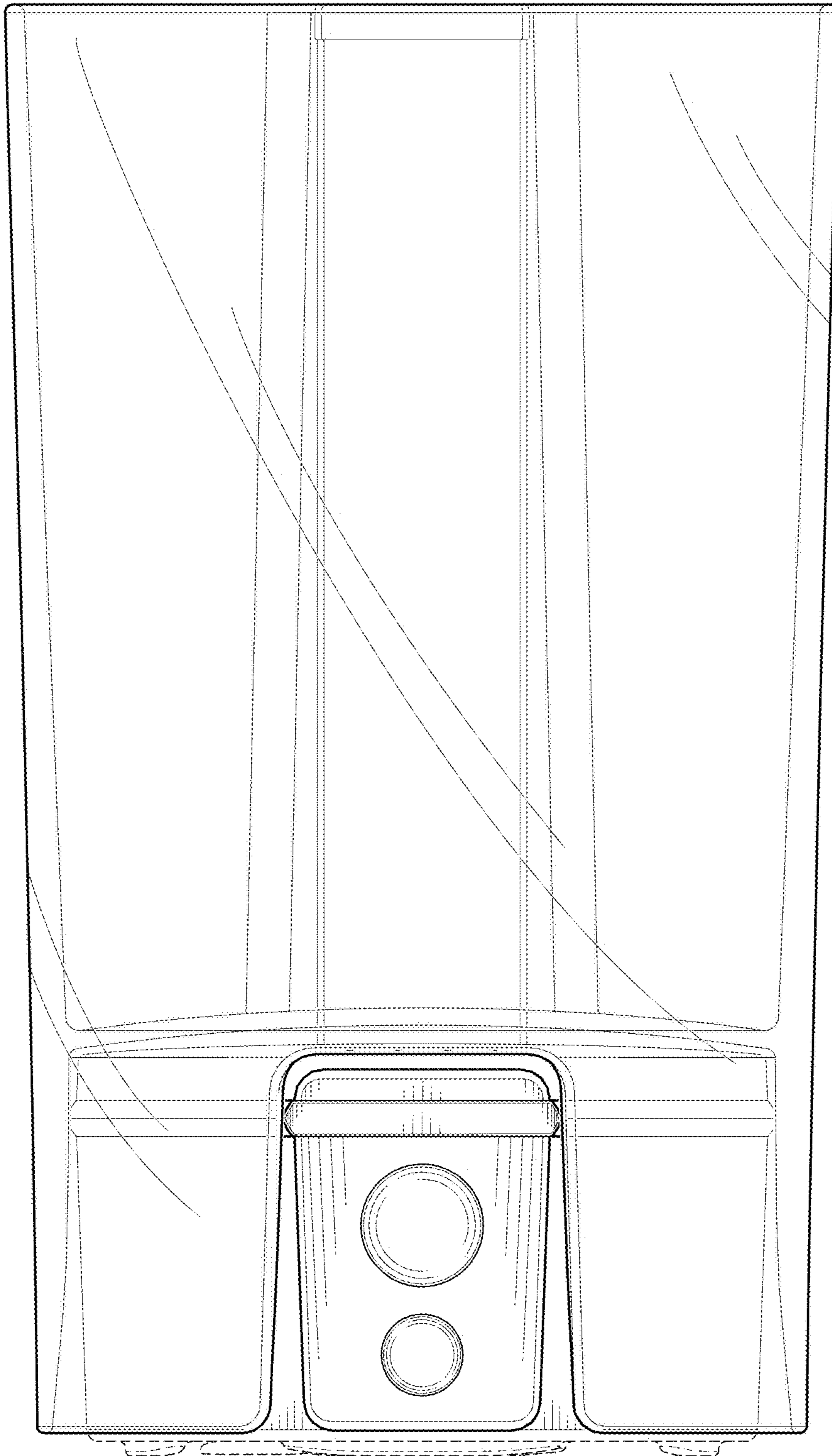


FIG. 2

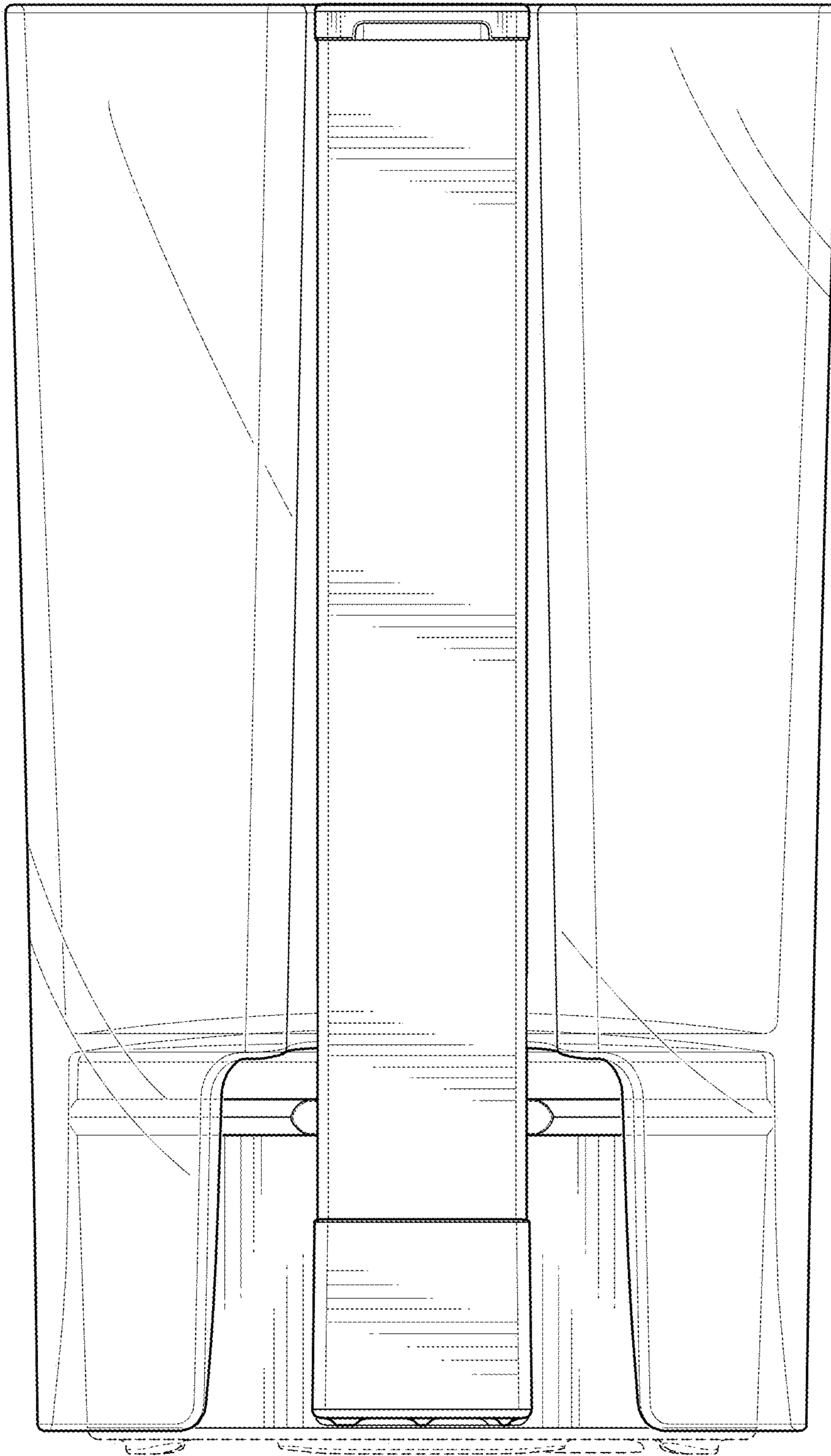


FIG. 3




FIG. 4




FIG. 5

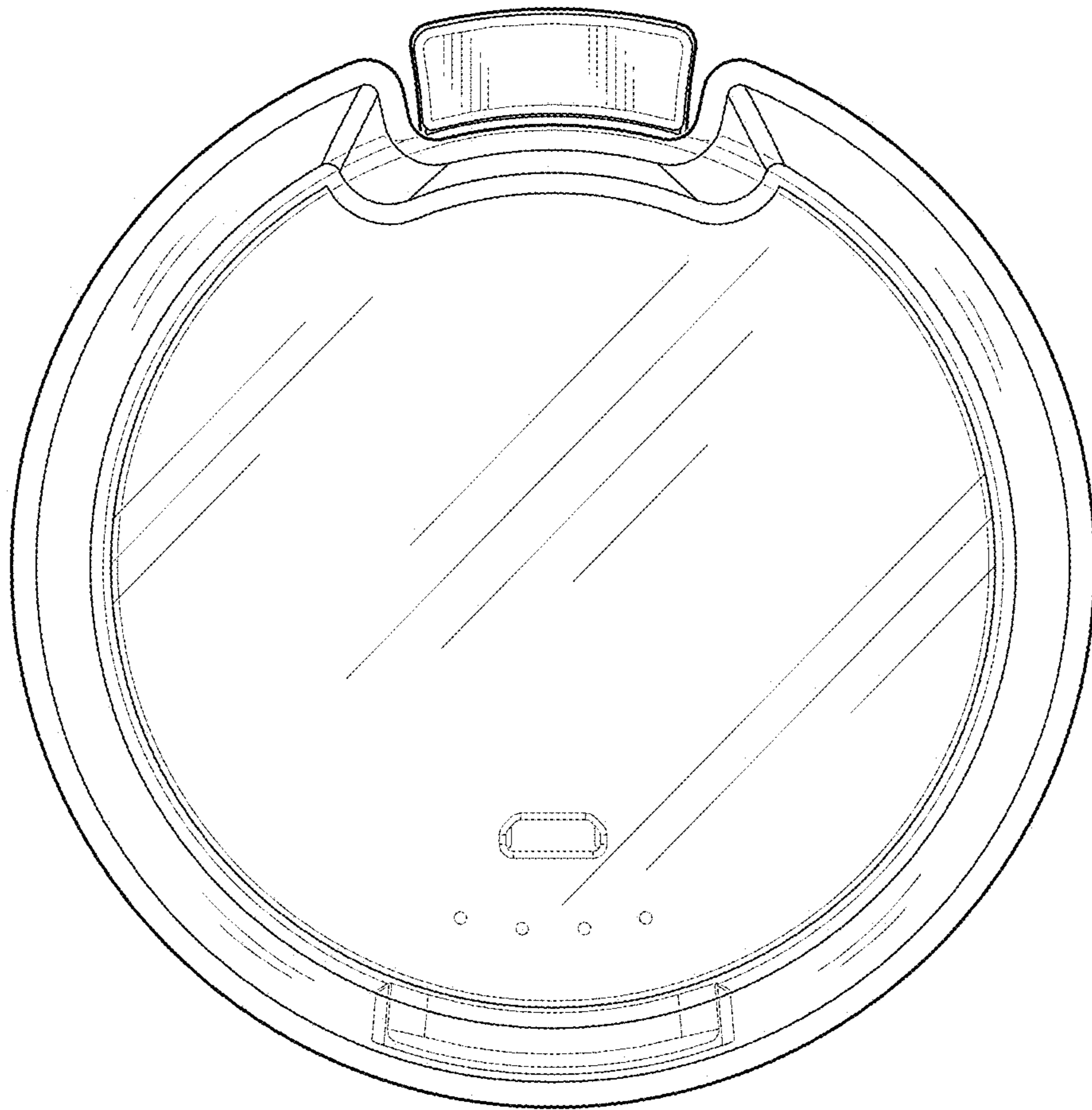


FIG. 6

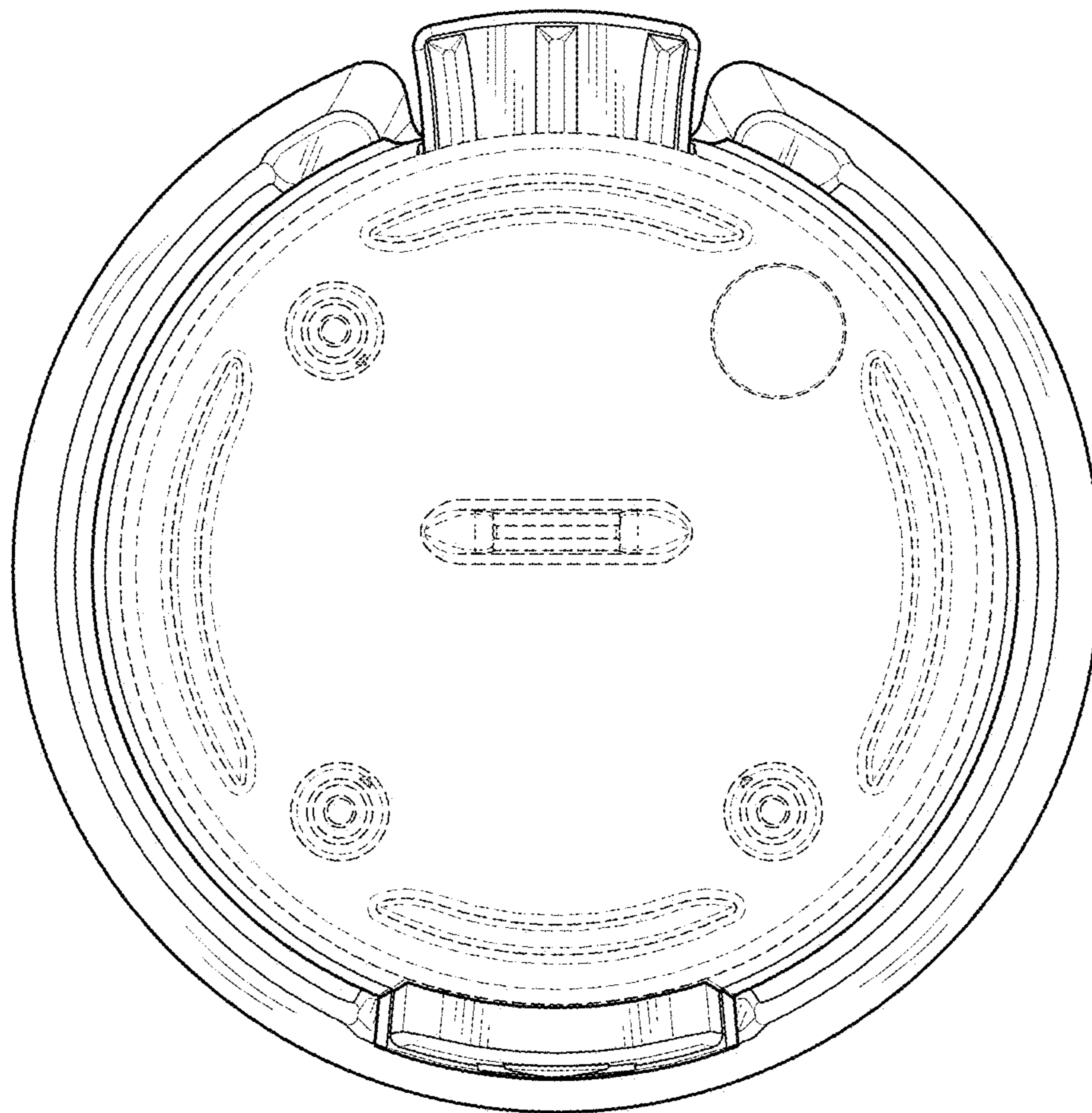


FIG. 7