



US00D914860S

(12) **United States Design Patent** (10) **Patent No.:** **US D914,860 S**
Lee et al. (45) **Date of Patent:** **** Mar. 30, 2021**

(54) **AIR CONDITIONER**

(57) **CLAIM**

(71) Applicant: **LG Electronics Inc.**, Seoul (KR)

The ornamental design for an air conditioner, as shown and described.

(72) Inventors: **Sangyoon Lee**, Seoul (KR); **Hyesun Lee**, Seoul (KR); **Schwan Bae**, Seoul (KR); **Seungho Baek**, Seoul (KR); **Ilseop So**, Seoul (KR); **Hosik Jang**, Seoul (KR); **Kyunam Lee**, Seoul (KR)

DESCRIPTION

(73) Assignee: **LG ELECTRONICS INC.**, Seoul (KR)

(**) Term: **15 Years**

(21) Appl. No.: **35/507,902**

(22) Filed: **Mar. 14, 2019**

(80) **Hague Agreement Data**

Int. Filing Date: **Mar. 14, 2019**

Int. Reg. No.: **DM/204184**

Int. Reg. Date: **Mar. 14, 2019**

Int. Reg. Pub. Date: **Nov. 29, 2019**

(51) **LOC (13) Cl.** **23-04**

(52) **U.S. Cl.**
USPC **D23/351**

(58) **Field of Classification Search**
USPC D23/333, 335, 341, 342, 351, 353-359,
D23/364, 365, 370, 385-388, 393
(Continued)

(56) **References Cited**

U.S. PATENT DOCUMENTS

D580,537 S * 11/2008 Niki D23/351
D624,167 S * 9/2010 Mishiro D23/351


(Continued)

Primary Examiner — Richard E Chilcot

(74) *Attorney, Agent, or Firm* — Birch, Stewart, Kolasch & Birch, LLP

1. Air conditioner
Reproduction 1.1 is a front perspective view of the air conditioner;
Reproduction 1.2 is a front view thereof;
Reproduction 1.3 is a back view thereof;
Reproduction 1.4 is a left side view thereof;
Reproduction 1.5 is a right side view thereof;
Reproduction 1.6 is a top plan view thereof;
Reproduction 1.7 is a bottom plan view thereof;
Reproduction 1.8 is a front perspective view of the air conditioner in a condition that the circulator cover is half open;
Reproduction 1.9 is a front view thereof;
Reproduction 1.10 is a back view thereof;
Reproduction 1.11 is a left side view thereof;
Reproduction 1.12 is a right side view thereof;
Reproduction 1.13 is a top plan view thereof;
Reproduction 1.14 is a bottom plan view thereof;
Reproduction 1.15 is a front perspective view of the air conditioner in a condition that the circulator cover is completely open;
Reproduction 1.16 is a front view thereof;
Reproduction 1.17 is a back view thereof;
Reproduction 1.18 is a left side view thereof;
Reproduction 1.19 is a right side view thereof;
Reproduction 1.20 is a top plan view thereof;
Reproduction 1.21 is a bottom plan view thereof;
Reproduction 1.22 is a front perspective view of the air conditioner in a condition that the circulator cover is protruding downward;
Reproduction 1.23 is a front view thereof;
Reproduction 1.24 is a back view thereof;
Reproduction 1.25 is a left side view thereof;
Reproduction 1.26 is a right side view thereof;
Reproduction 1.27 is a top plan view thereof;
Reproduction 1.28 is a bottom plan view thereof;

(Continued)



Reproduction 1.29 is a front perspective view of the air conditioner in a condition that the circulator cover is protruding leftward;

Reproduction 1.30 is a front view thereof;

Reproduction 1.31 is a back view thereof;

Reproduction 1.32 is a left side view thereof;

Reproduction 1.33 is a right side view thereof;

Reproduction 1.34 is a top plan view thereof; and

Reproduction 1.35 is a bottom plan view thereof.

The dash-dash broken lines depict portions of the air conditioner that form no part of the claimed design. The dash-dot broken lines define the boundary of the claimed design and form no part thereof. This is a design for an air conditioner with a round circulator at the upper front part. In the inoperative state, as shown in reproductions 1.1 to 1.7, the circulator cover is closed. In the operative state, as shown in reproductions 1.8 to 1.35, the circulator cover is open and then it protrudes.

1 Claim, 35 Drawing Sheets

(52) U.S. Cl.

CPC F24F 11/30 (2018.01)

(58) Field of Classification Search

CPC .. F24F 11/30; F24F 11/52; F24F 11/46; F24F 11/83; F24F 2110/10; F24F 3/14; F24F 11/0001; F24F 11/54; F24F 11/56; F24F

11/58; F24F 11/62; F24F 11/64; F24F 11/66; F24F 11/70; F24F 11/72; F24F 11/74; F24F 11/76; F24F 11/77; F24F 11/84; F24F 11/85; F24F 11/86; F24F 11/89; F24F 13/20; F24F 13/28; F24F 1/022; F24F 1/38; F24F 2006/008; F24F 2006/046; F24F 2110/00; F24F 2110/40; F24F 2110/50; F24F 2110/64; F24F 2120/10; F24F 2140/12; F24F 2140/40; F24F 2140/50; F24F 2221/54; F24F 3/044; F24F 3/0442; F24F 3/0444; F24F 3/08; F24F 5/00; F24F 5/0003; F24F 6/04; F24F 6/16; F24F 7/007; F24F 7/10

See application file for complete search history.

(56)

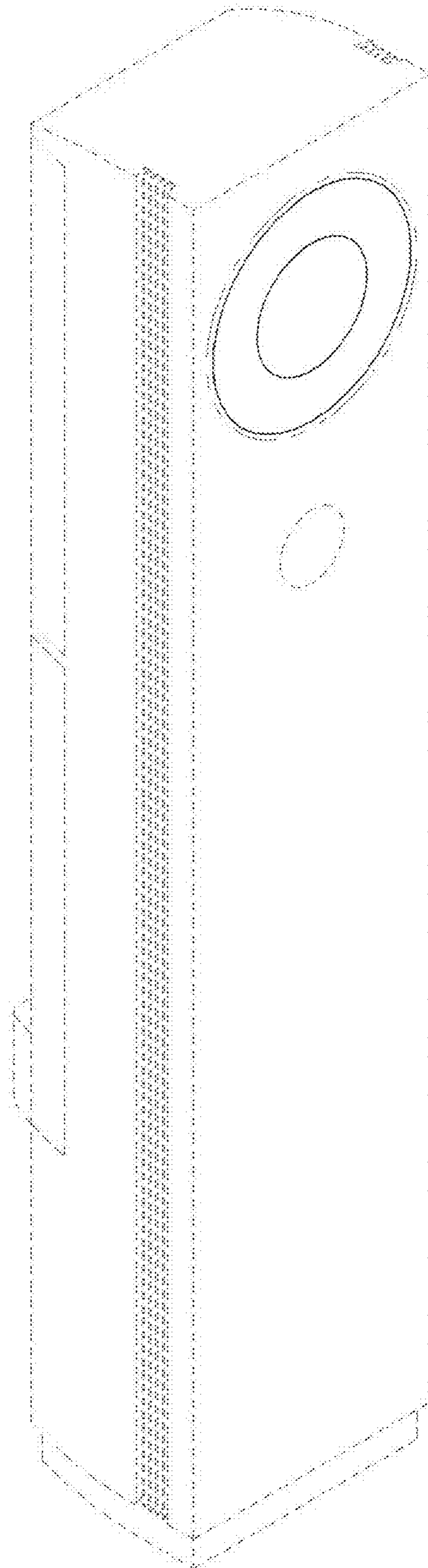
References Cited

U.S. PATENT DOCUMENTS


D701,295 S *	3/2014	Chouji	D23/351
D720,444 S *	12/2014	Chouji	D23/351
D720,842 S *	1/2015	Chouji	D23/351
D726,295 S *	4/2015	Kim	D23/351
D802,108 S *	11/2017	Birchler	D23/351
D824,502 S *	7/2018	Kudo	D23/351
D827,798 S *	9/2018	Guan	D23/351
D855,166 S *	7/2019	Bae	D23/351
D873,398 S *	1/2020	Seo	D23/364

* cited by examiner

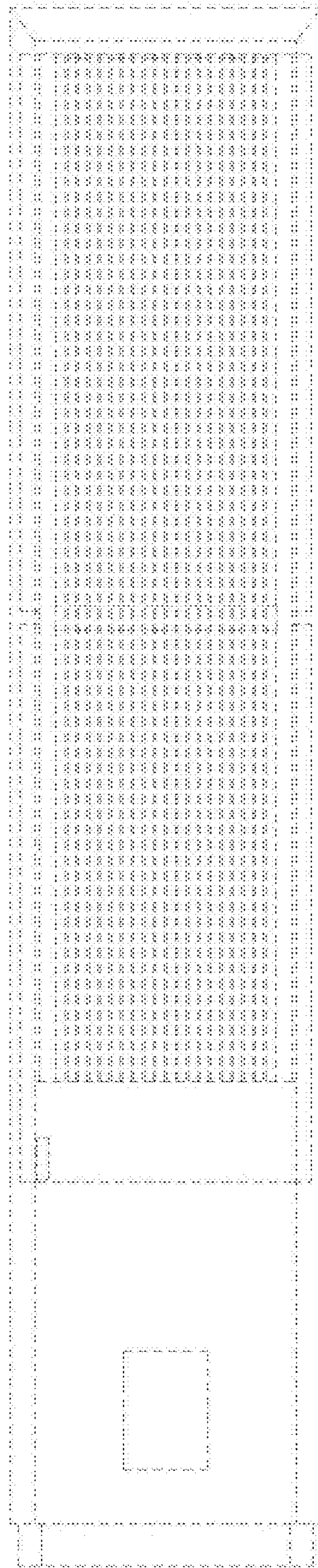
1.1



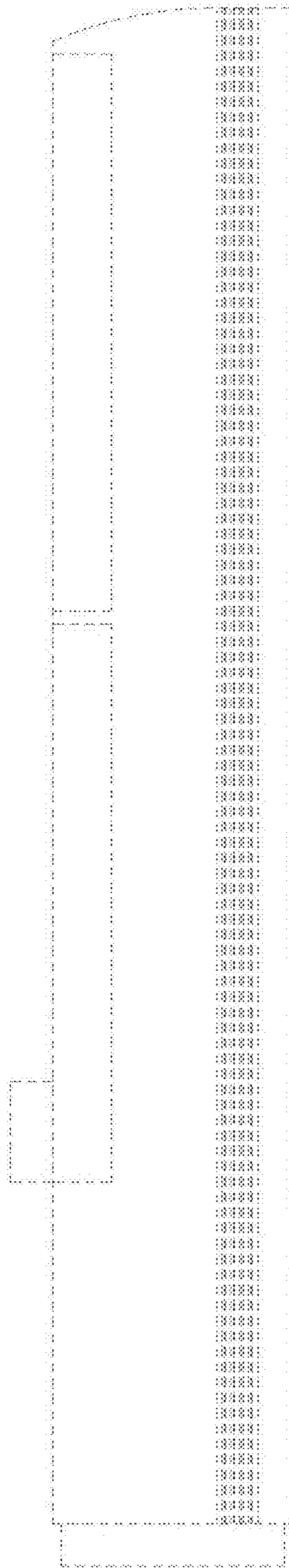
1.2



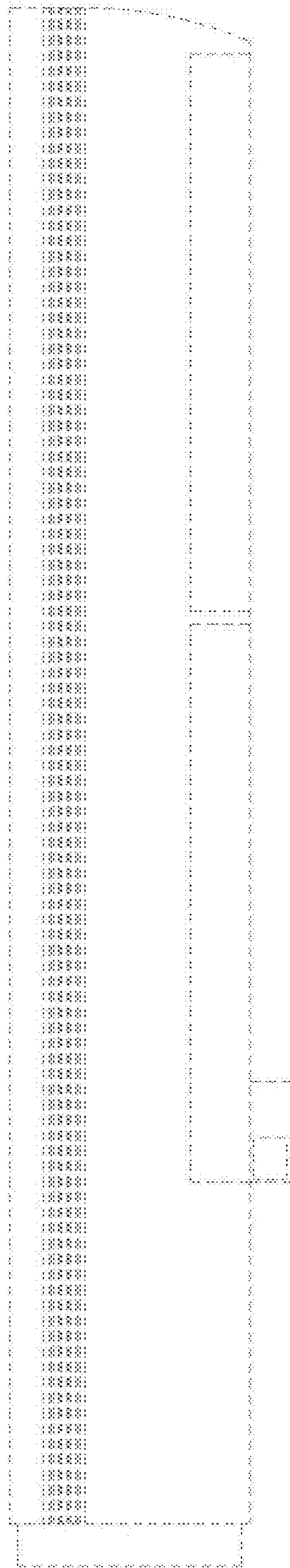
1.3



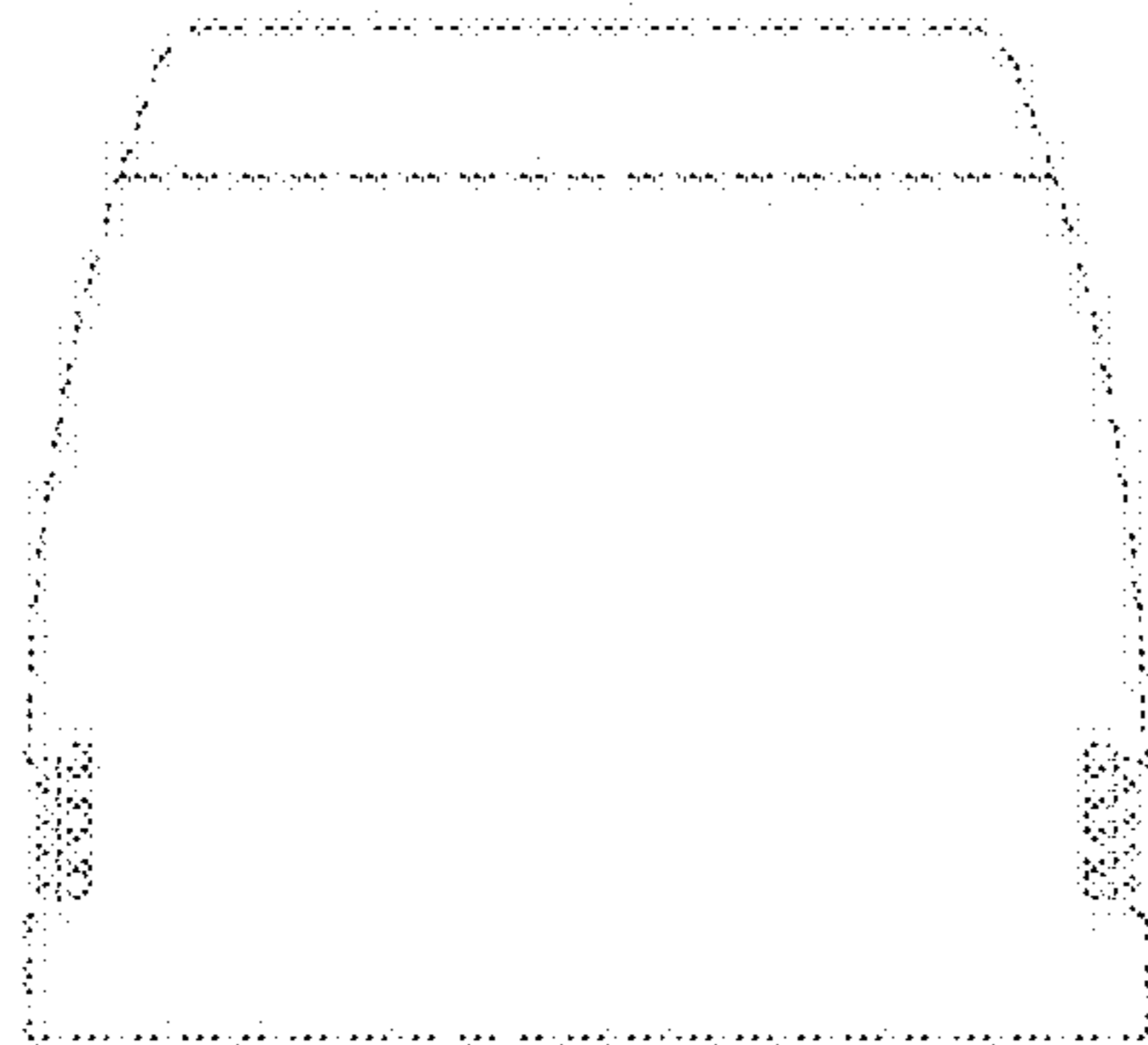
1.4




1.5




1.6




1.7



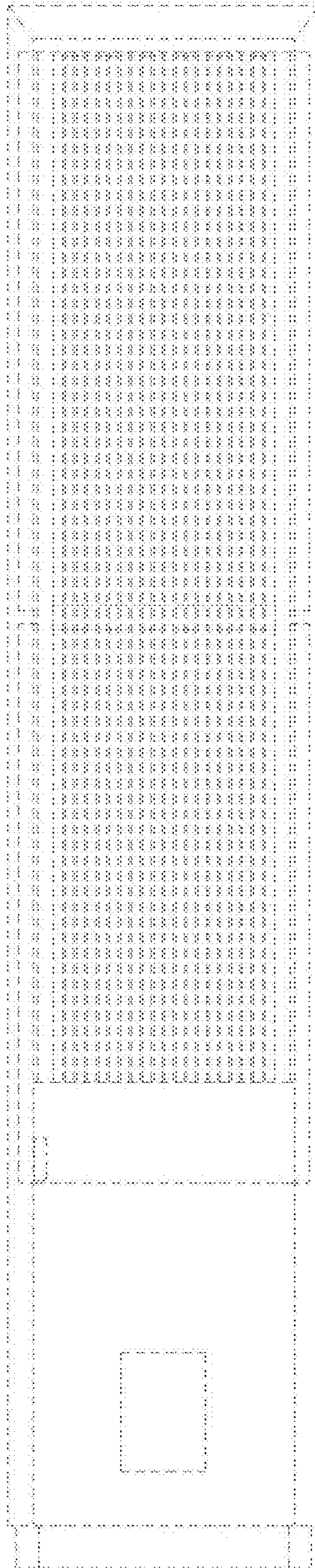
1.8



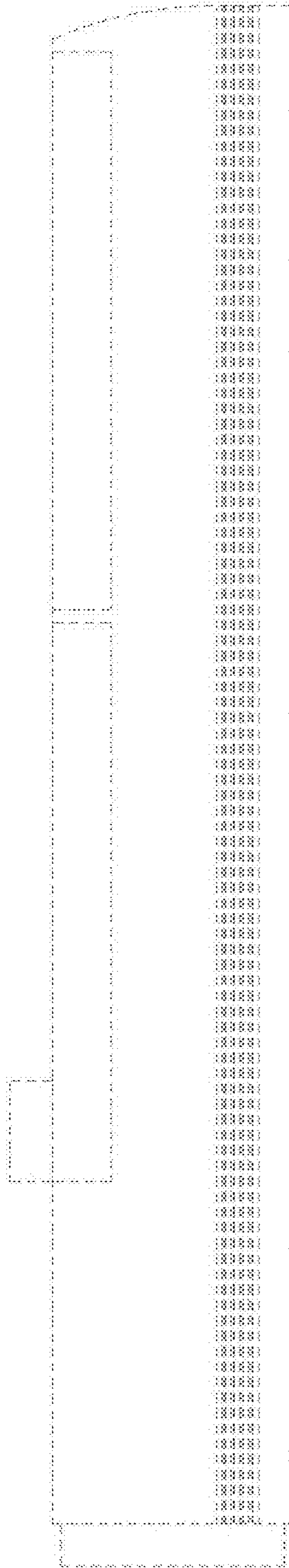
1.9



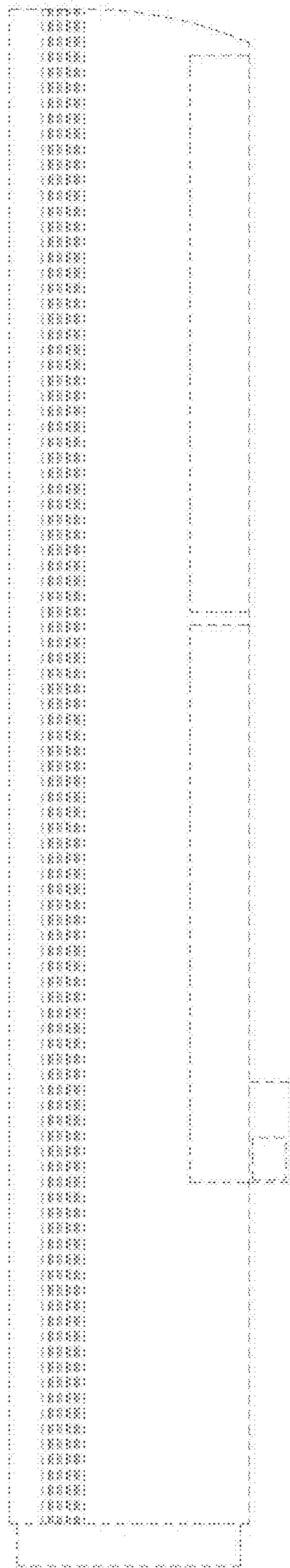
1.10



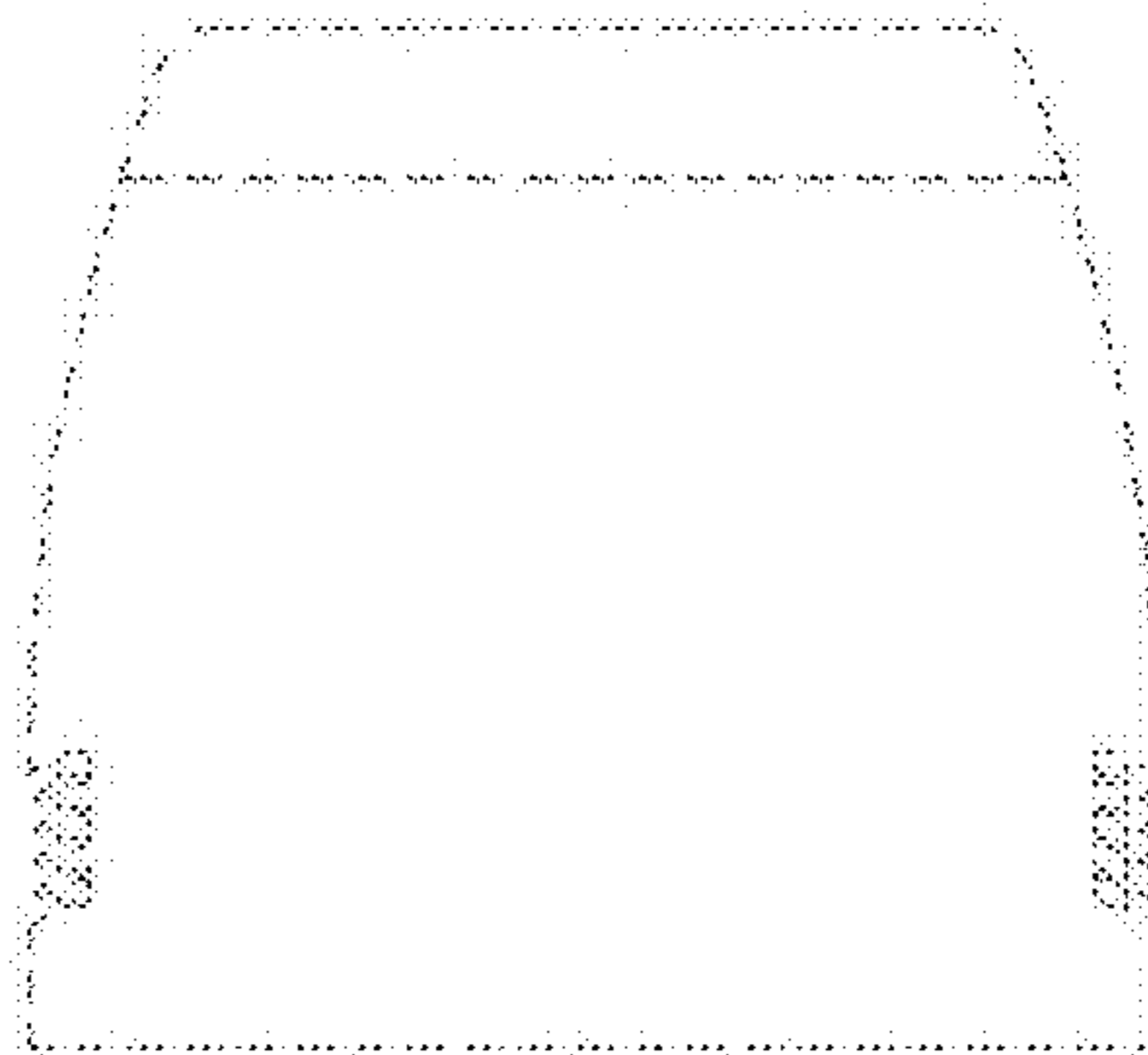
1.11




1.12




1.13




1.14



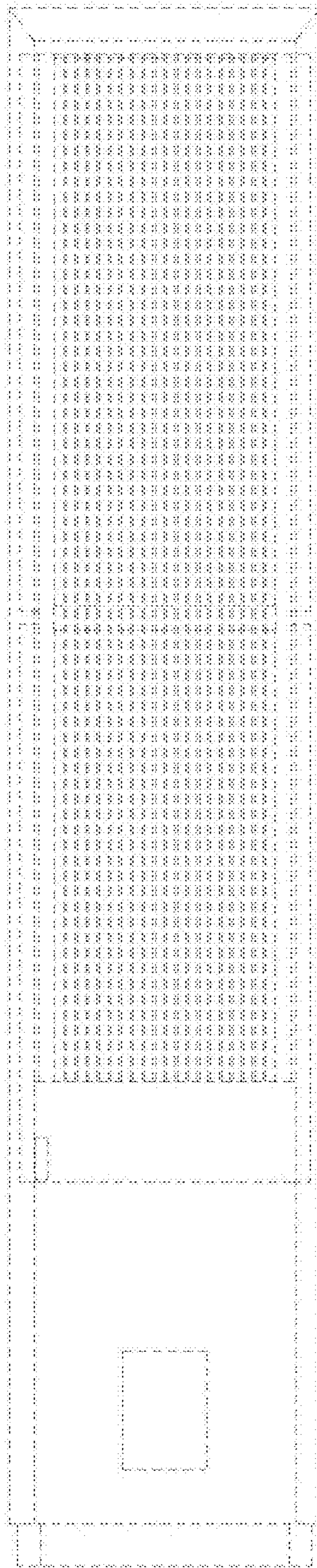
1.15



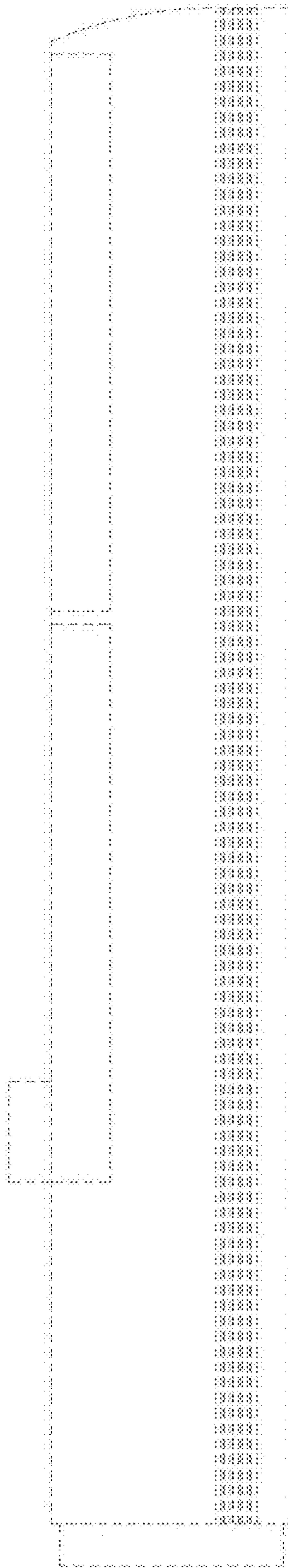
1.16



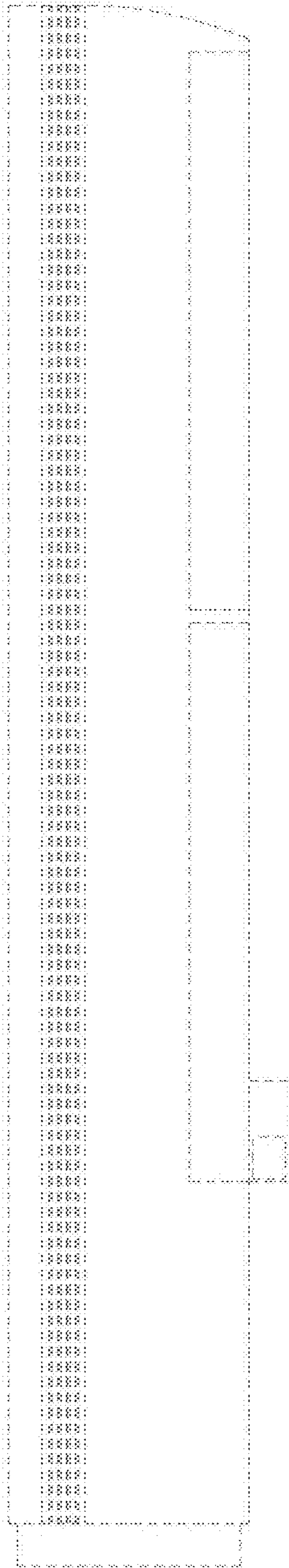
1.17



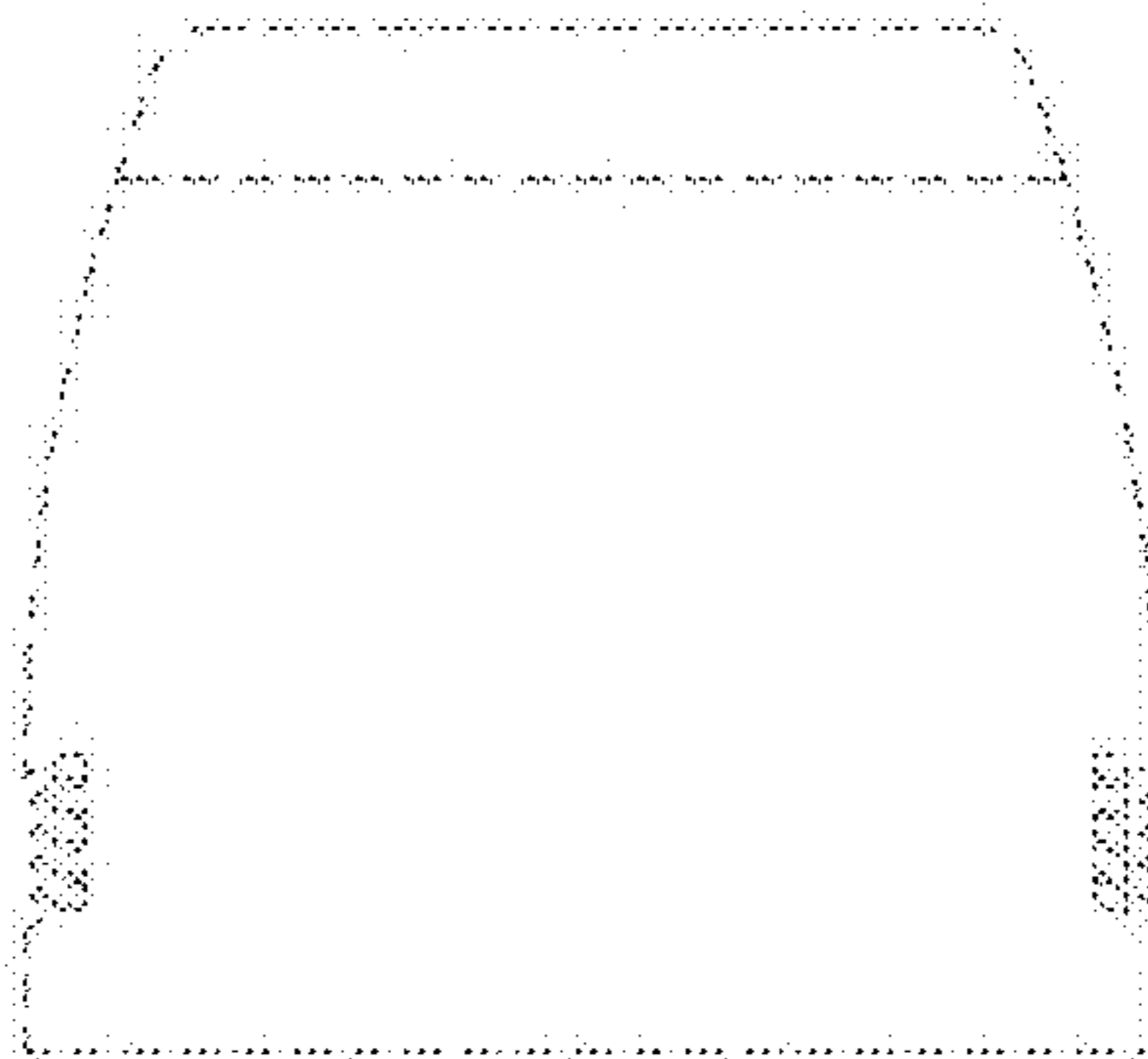
1.18




1.19




1.20




1.21



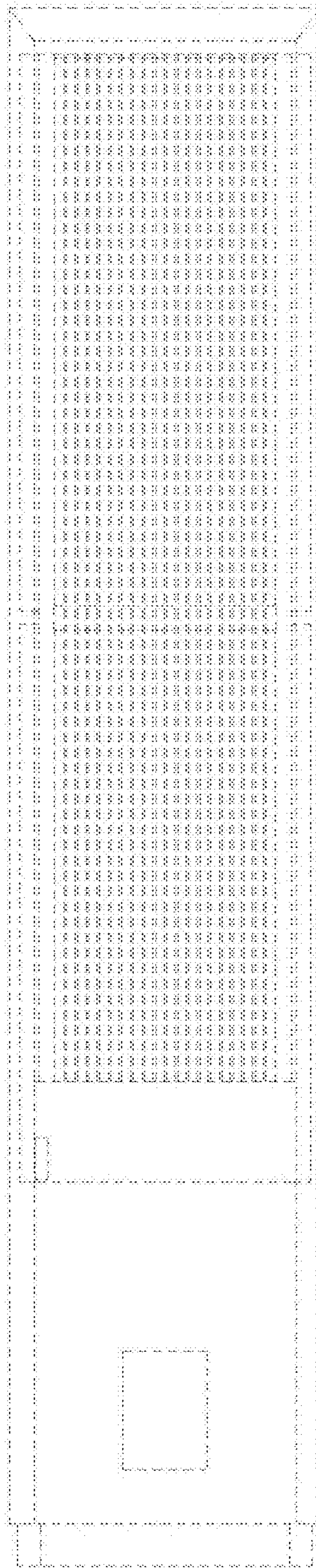
1.22



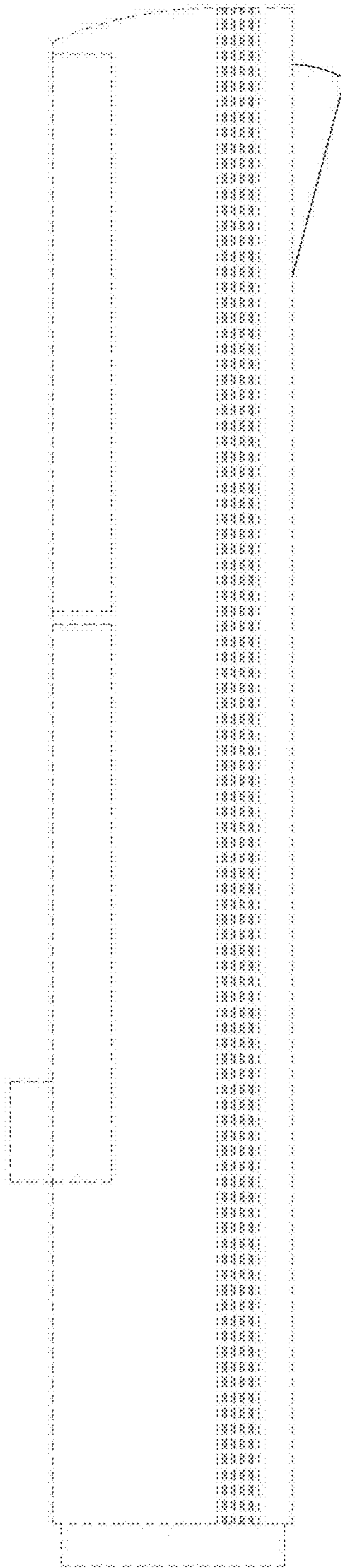
1.23



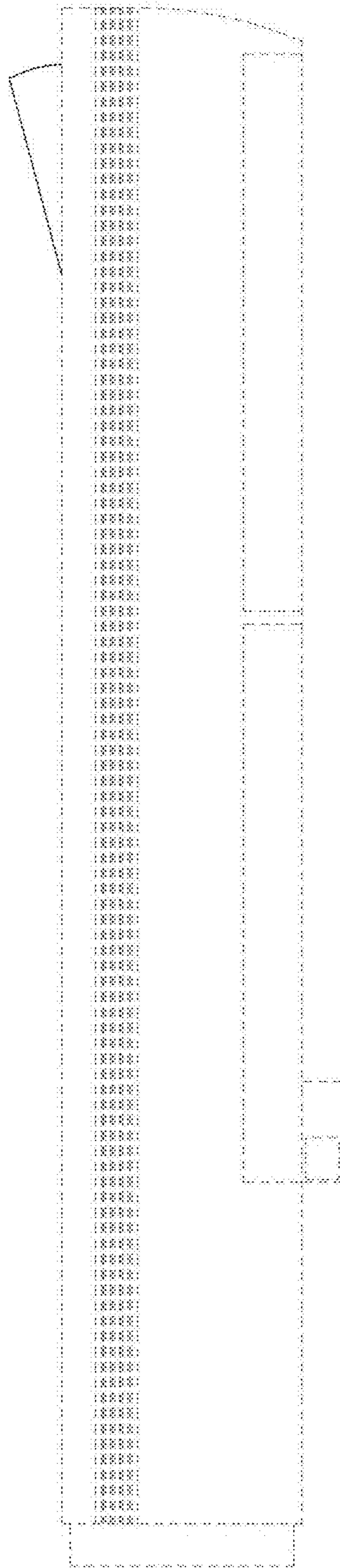
1.24



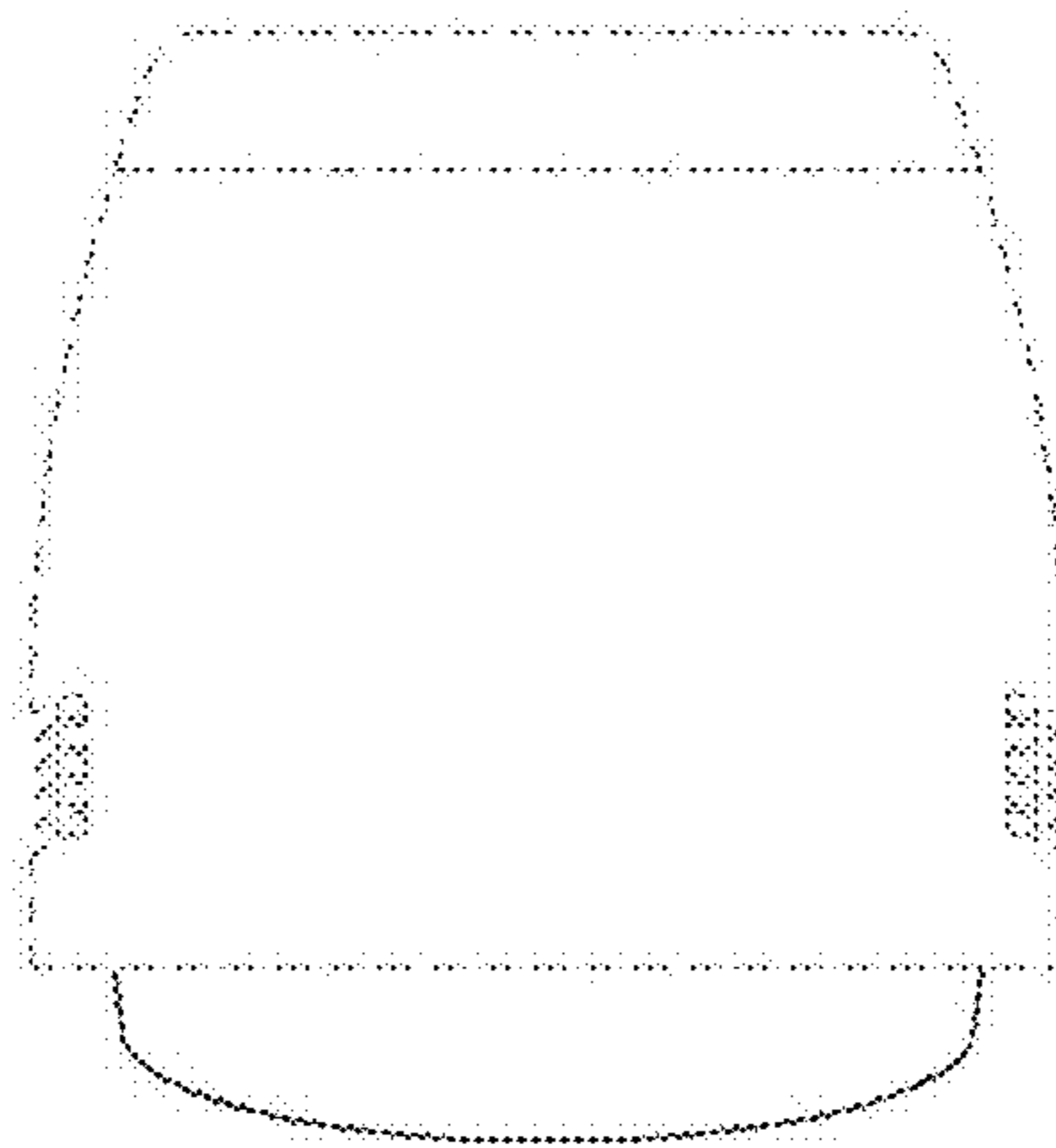
1.25



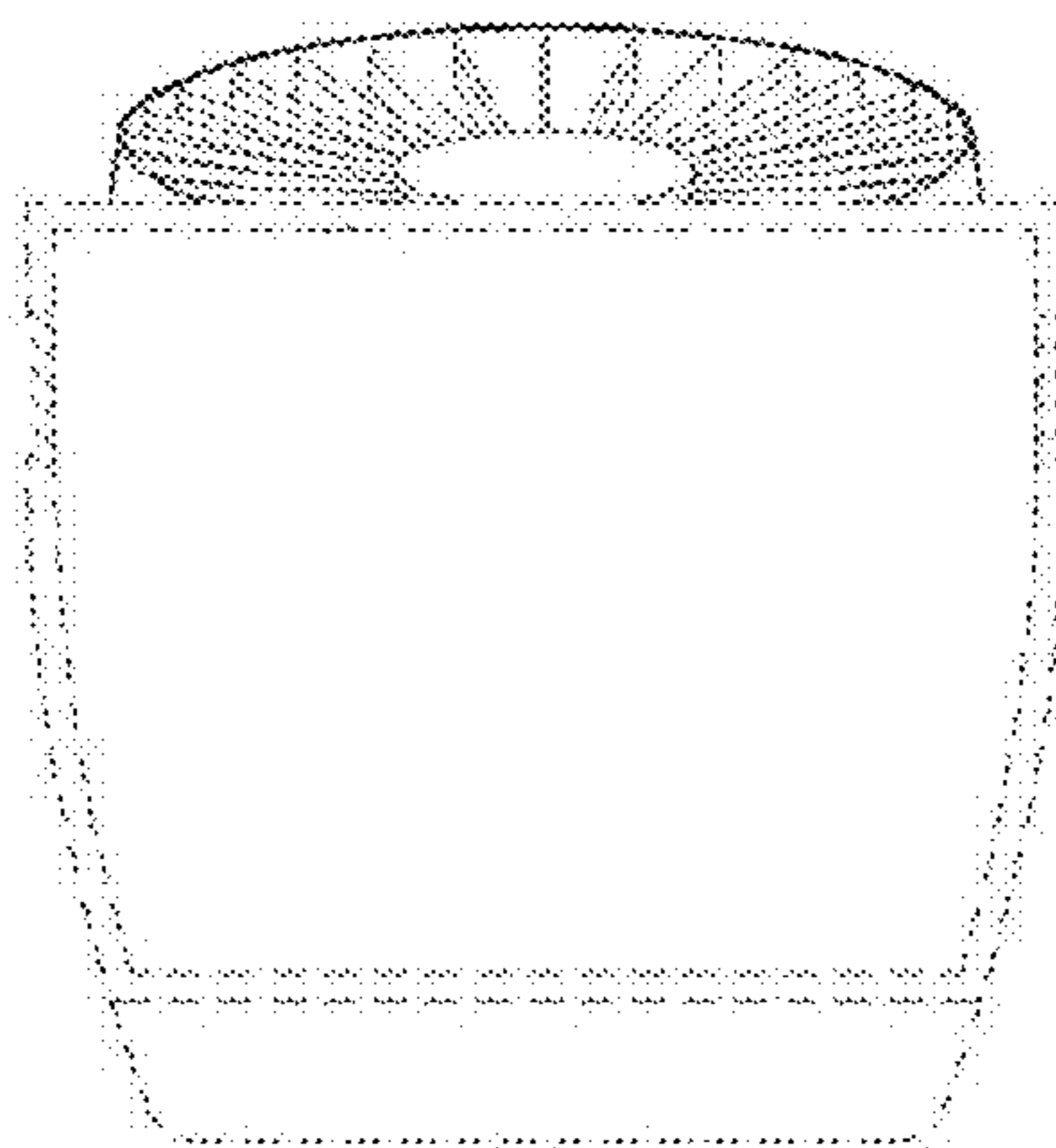
1.26




1.27




1.28



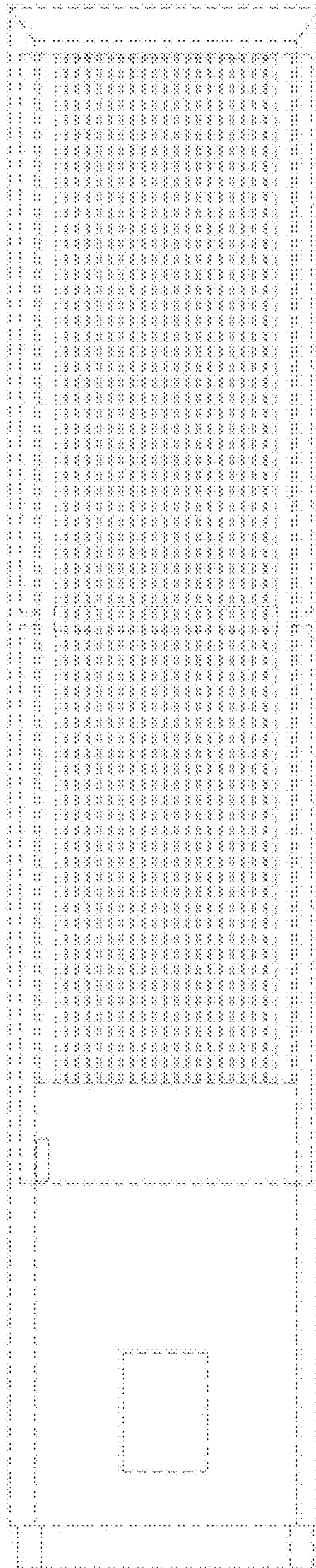
1.29



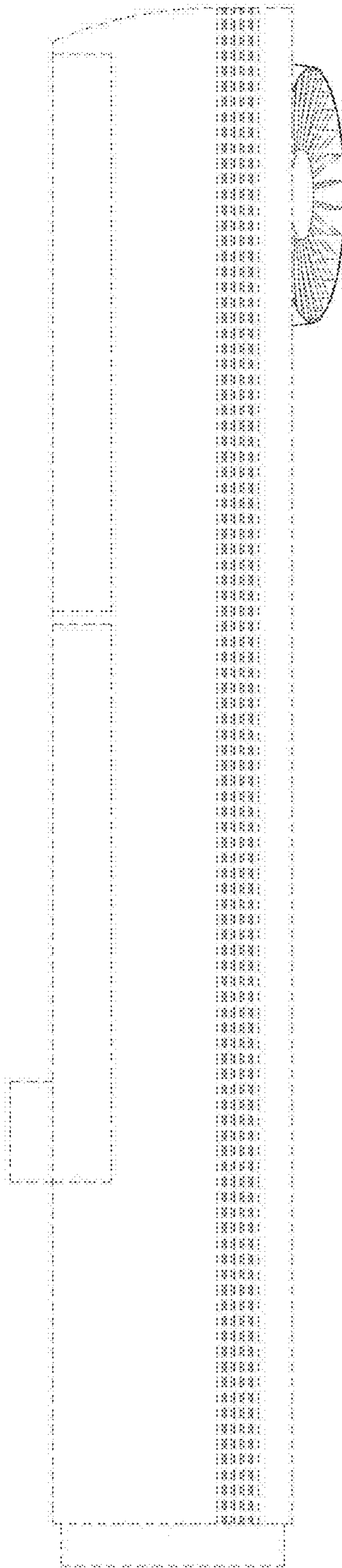
1.30



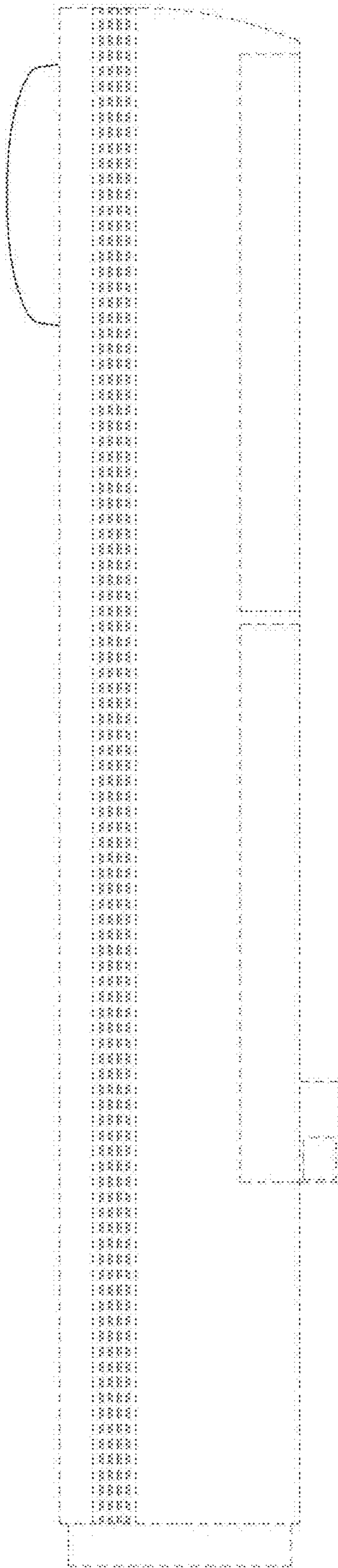
1.31



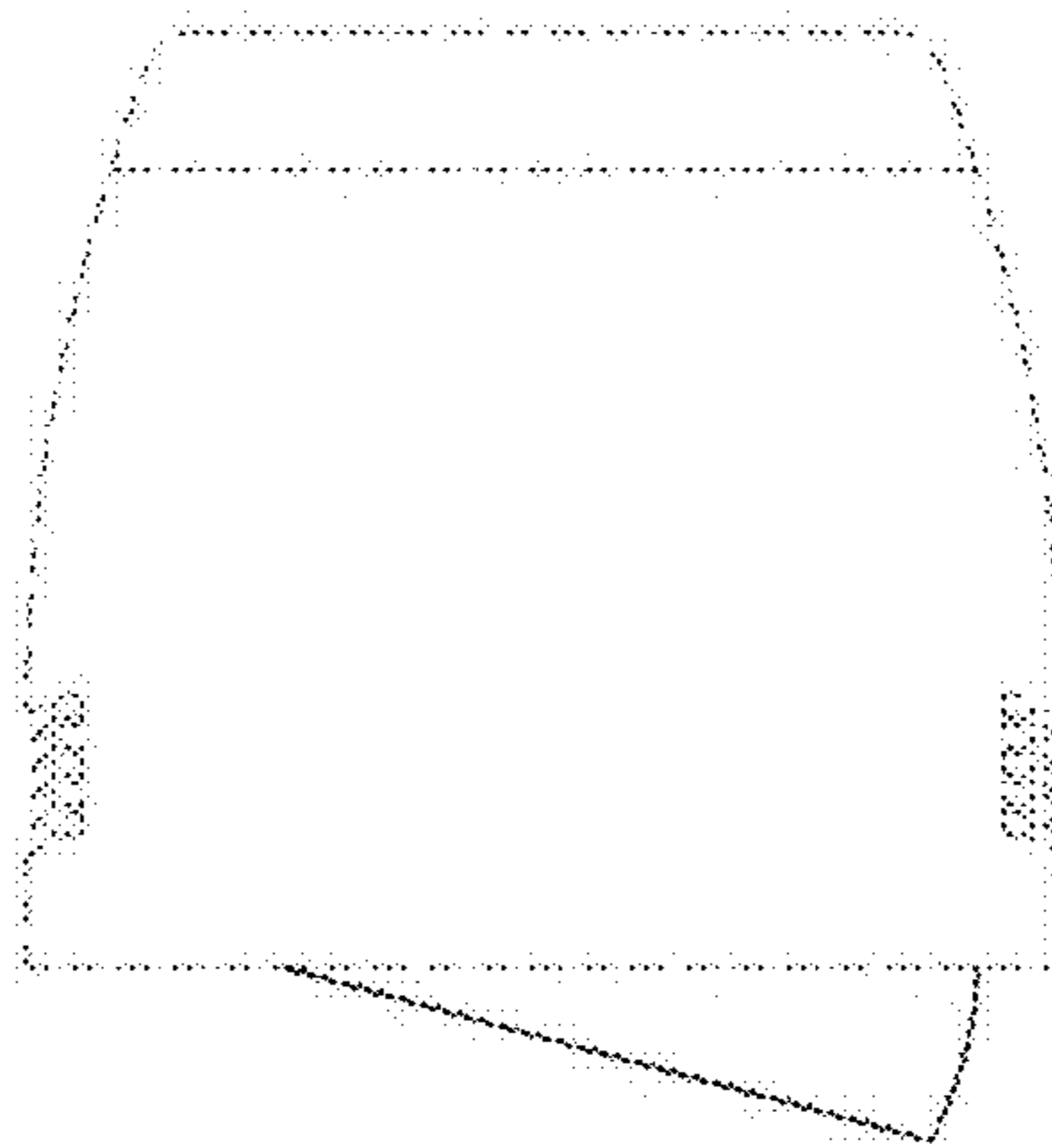
1.32



1.33



1.34



1.35

