



US00D914859S

(12) **United States Design Patent**
Harris et al.

(10) **Patent No.:** **US D914,859 S**

(45) **Date of Patent:** **** Mar. 30, 2021**

(54) **APPARATUS FOR COOLING AIR**
(71) Applicant: **Seeley International Pty Ltd**, Lonsdale (AU)
(72) Inventors: **Shane Antony Harris**, Glenelg South (AU); **Ian Howard Pendergrast**, Woodcroft (AU)
(73) Assignee: **Seeley International Pty Ltd**, Lonsdale (AU)
(**) Term: **15 Years**

D353,883 S * 12/1994 Blanchard D23/351
D383,200 S * 9/1997 Hancock D23/351
D433,111 S * 10/2000 Wright D23/351
D434,126 S * 11/2000 Caronna D23/351
D434,480 S * 11/2000 Caronna D23/351
D503,783 S * 4/2005 Tucker D23/351
D503,784 S * 4/2005 Tucker D23/351
D513,528 S * 1/2006 Tucker D23/351
D532,502 S * 11/2006 Bartlett D23/351
D532,887 S * 11/2006 David D23/351
D534,633 S * 1/2007 David D23/351
D534,634 S * 1/2007 David D23/351
D534,635 S * 1/2007 David D23/351
D534,636 S * 1/2007 David D23/351
D534,637 S * 1/2007 David D23/351

* cited by examiner

(21) Appl. No.: **29/698,065**

(22) Filed: **Jul. 14, 2019**

(30) **Foreign Application Priority Data**

Jan. 14, 2019 (AU) 201910221

(51) **LOC (13) Cl.** **23-04**

(52) **U.S. Cl.**
USPC **D23/351**

(58) **Field of Classification Search**
USPC D23/333, 351-354, 388
CPC F24F 1/00; F24F 1/0007; F24F 1/02; F24F 1/08; F24F 1/42; F24F 1/56; F24F 1/60; F24F 3/044; F24F 3/048; F24F 3/16; G05D 23/1905; G05D 23/1932; G05D 23/1902; G05D 23/1931; G05B 19/0426; G05B 19/409; G05B 15/02
See application file for complete search history.

(56) **References Cited**

U.S. PATENT DOCUMENTS

D244,293 S * 5/1977 Carluccio D23/351
D271,328 S * 11/1983 Lanier D23/351

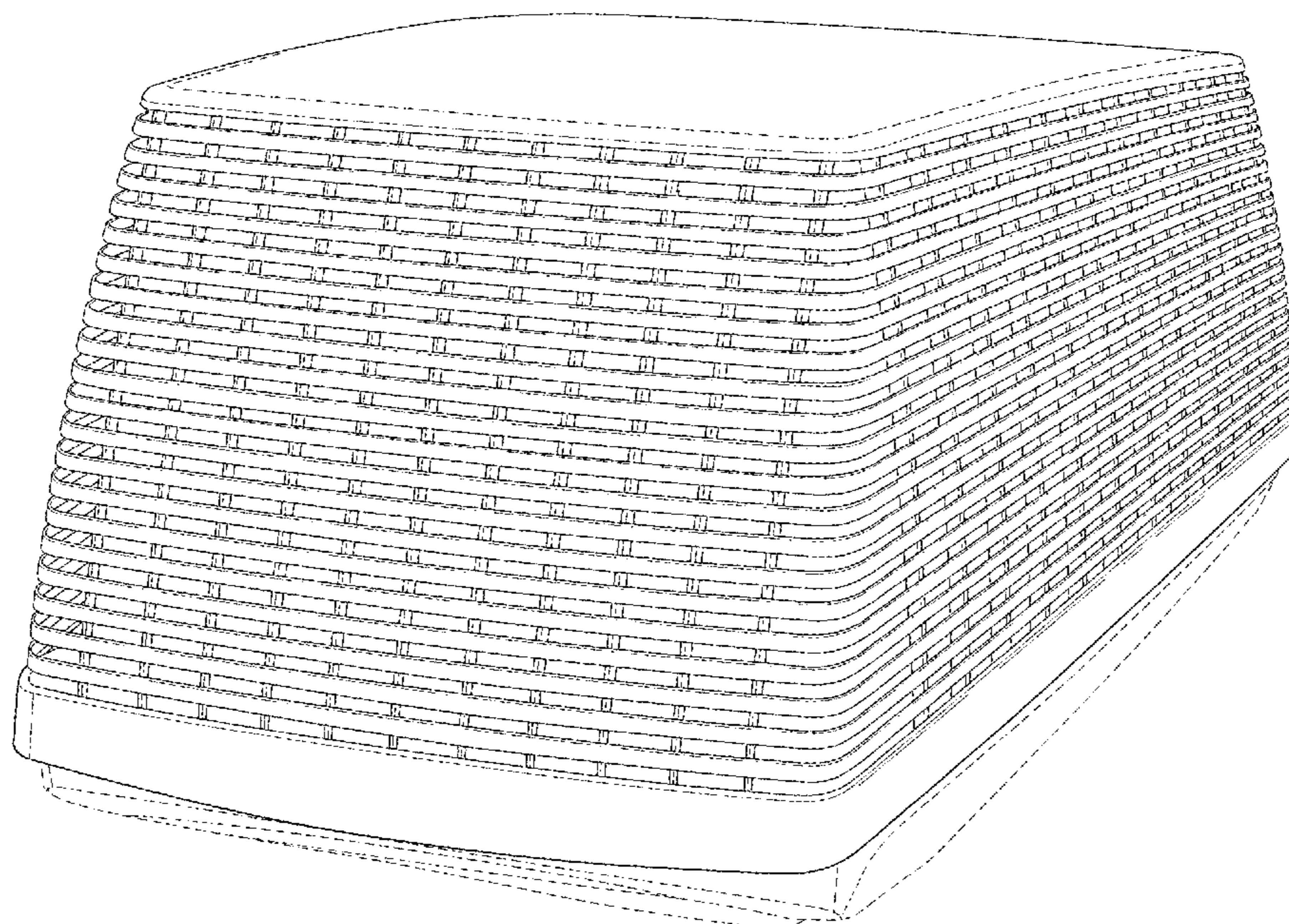
(57) **CLAIM**

The ornamental design for an apparatus for cooling air, as shown and described.

DESCRIPTION

FIG. 1 is a front perspective view of an apparatus for cooling air showing the new design;
FIG. 2 is a top view thereof;
FIG. 3 is a right side view;
FIG. 4 is a left side view;
FIG. 5 is a front view;
FIG. 6 is a rear view; and,
FIG. 7 is a bottom view.

1 Claim, 7 Drawing Sheets



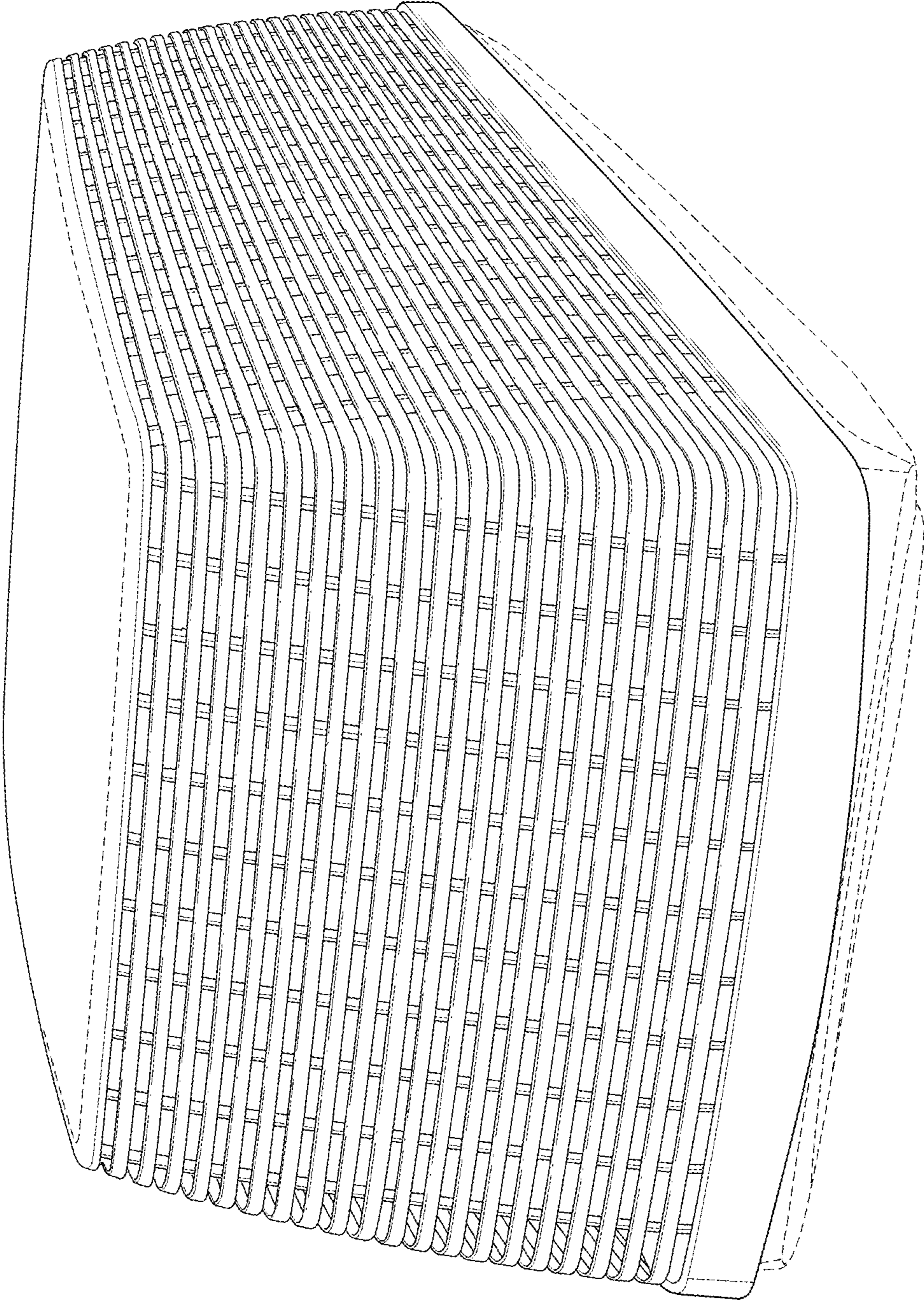


FIG. 1




FIG. 2

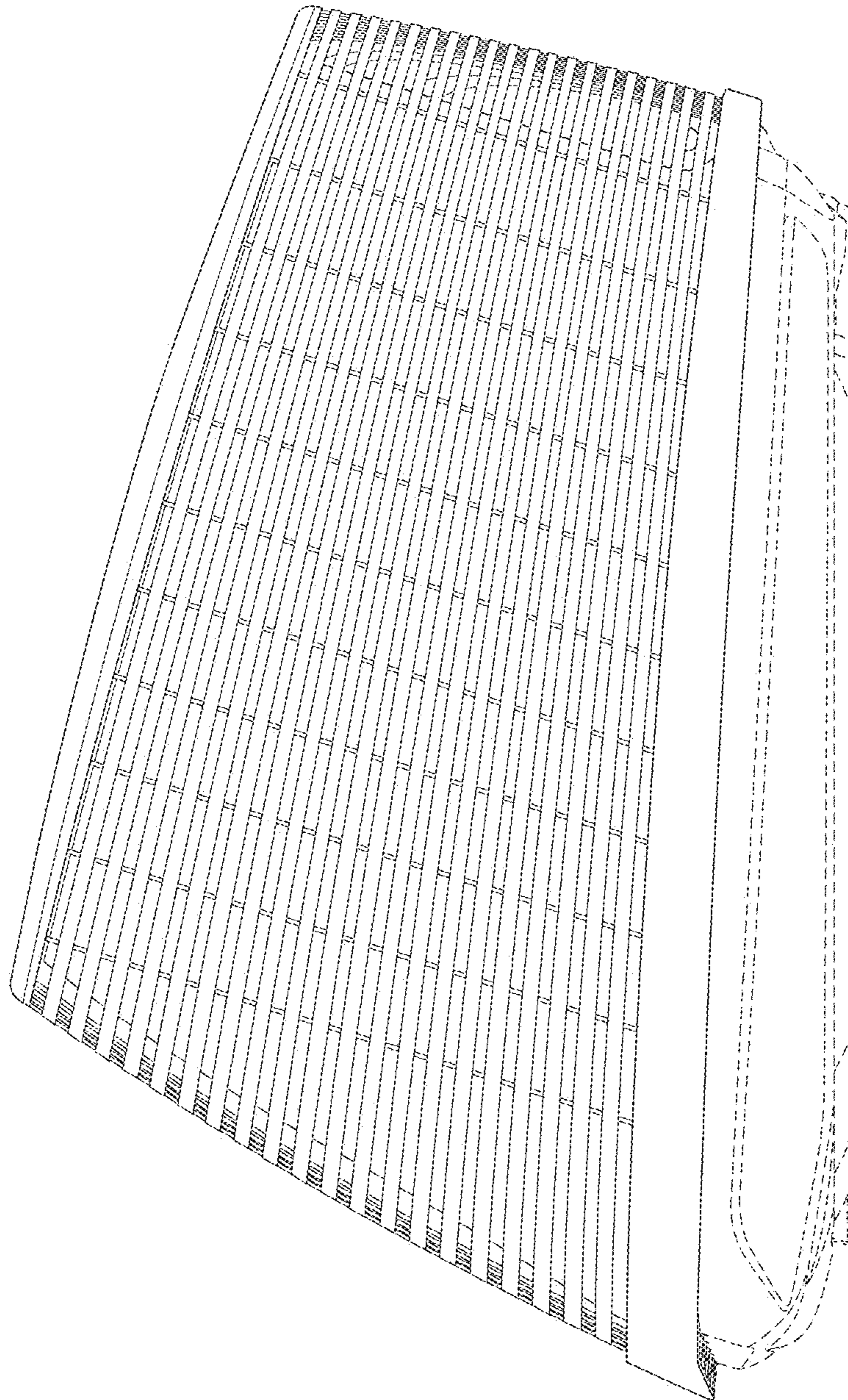


FIG. 3

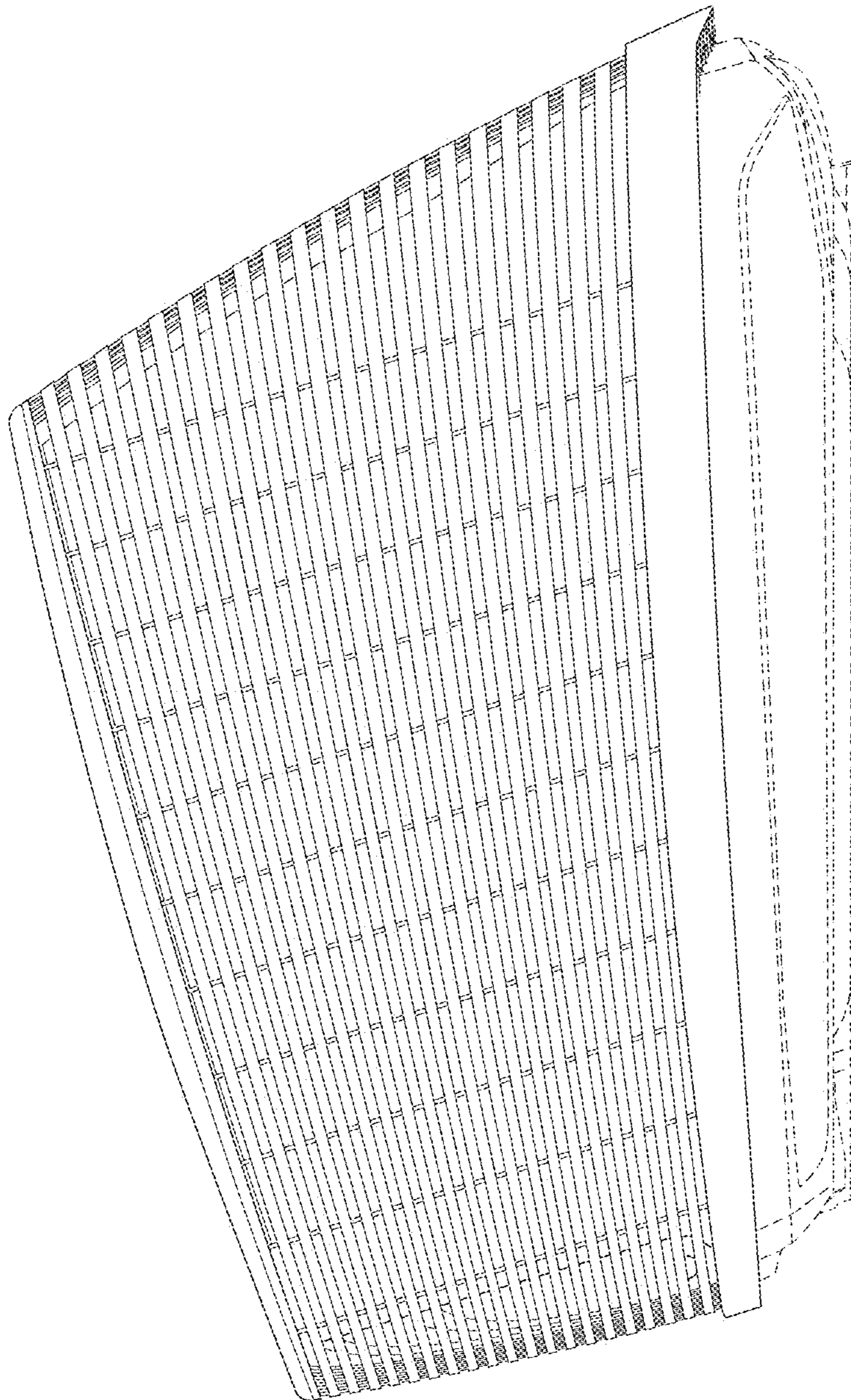


FIG. 4




FIG. 5

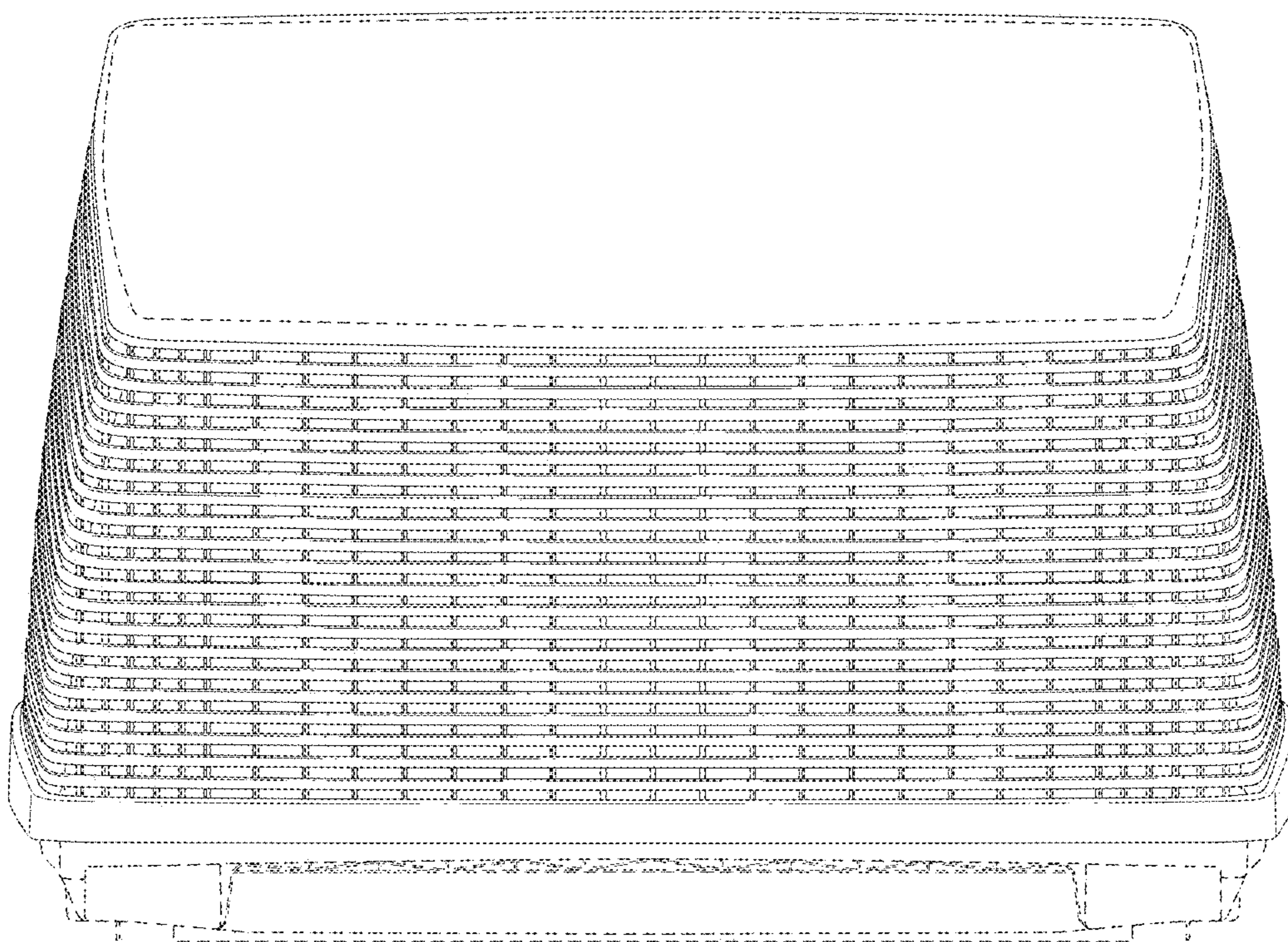


FIG. 6

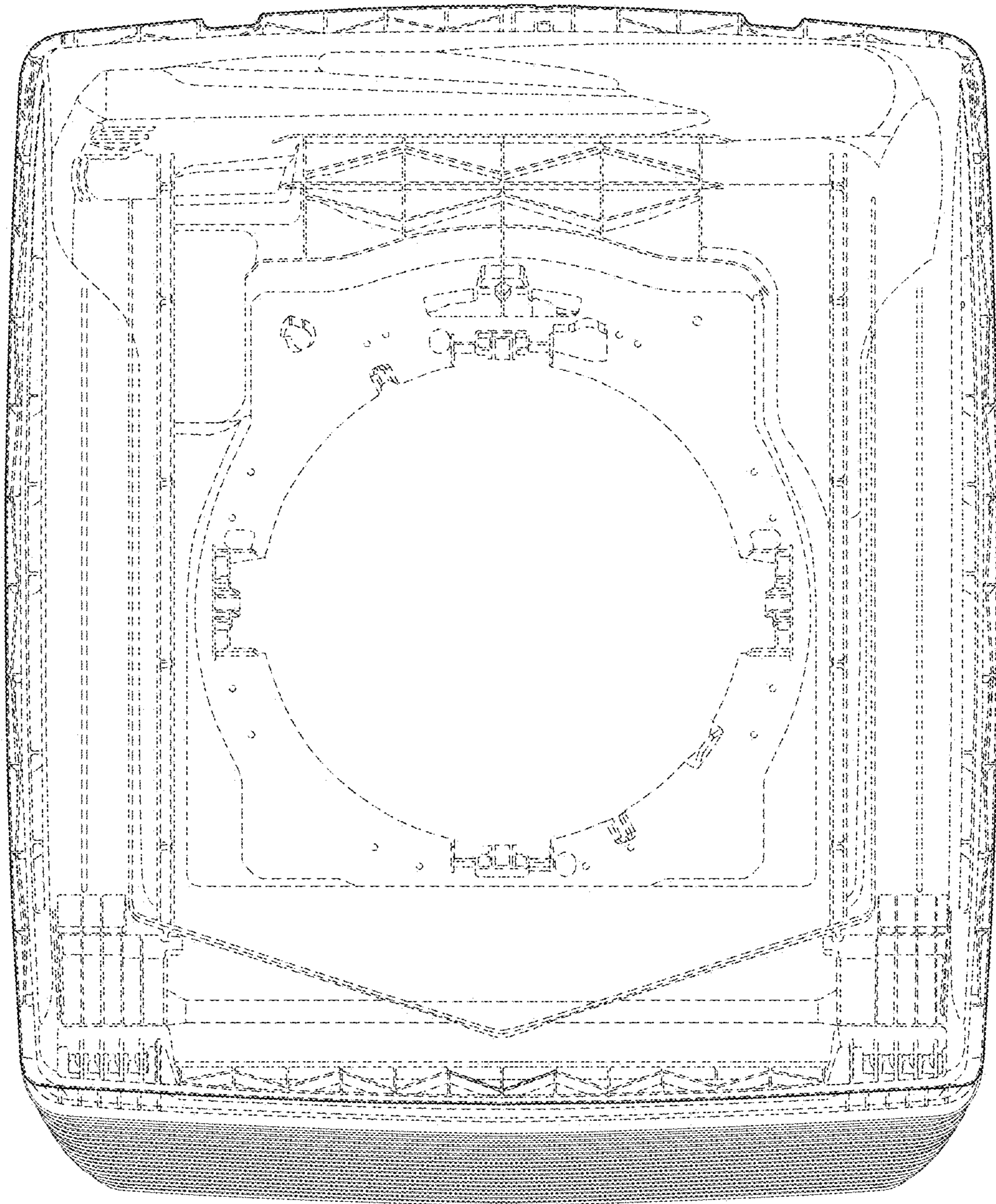


FIG. 7