



US00D914835S

(12) **United States Design Patent**
Moreau et al.

(10) **Patent No.:** **US D914,835 S**
(45) **Date of Patent:** **** Mar. 30, 2021**

(54) **WATER PURIFIER**
(71) Applicant: **Merck Patent GmbH**, Darmstadt (DE)
(72) Inventors: **Laurent Moreau**, Versailles (FR);
Thierry Cassou, Montigny le Bretonneux (FR)
(73) Assignee: **Merck Patent GmbH**, Darmstadt (DE)
(**) Term: **15 Years**
(21) Appl. No.: **29/680,207**
(22) Filed: **Feb. 14, 2019**

D771,769 S * 11/2016 Pin D23/207
D840,500 S * 2/2019 Moreau A01M 1/2044
D23/207
D842,966 S * 3/2019 Shin D23/207
D844,101 S * 3/2019 Zheng D23/207
D878,518 S * 3/2020 Erdwiens D23/209
2008/0073443 A1* 3/2008 Tollens A01M 1/2044
239/4

* cited by examiner

Primary Examiner — Sheryl Lane
Assistant Examiner — Calvin E Vansant
(74) *Attorney, Agent, or Firm* — Edell, Shapiro & Finnan, LLC

(30) **Foreign Application Priority Data**
Aug. 14, 2018 (EM) 005608650-0001
(51) **LOC (13) Cl.** **23-01**
(52) **U.S. Cl.**
USPC **D23/207**
(58) **Field of Classification Search**
USPC D23/200, 202, 207–210; D6/512, 542;
D7/306–308; D8/1, 391, 448
CPC B01D 5/006; B01D 35/30; C02F 1/002;
C02F 1/003; B09C 2101/00
See application file for complete search history.

(57) **CLAIM**

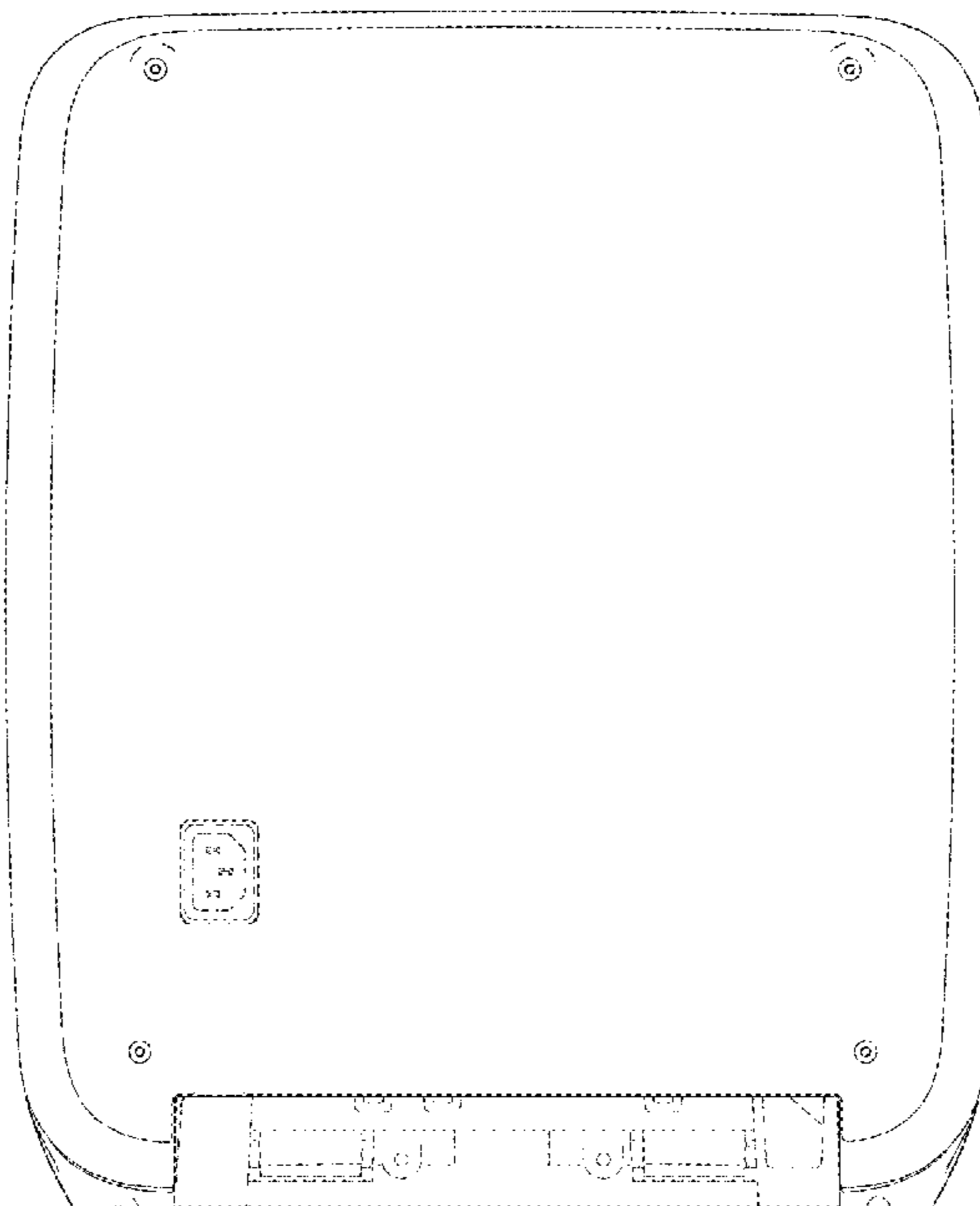
The ornamental design for a water purifier, as shown and described.

(56) **References Cited**
U.S. PATENT DOCUMENTS
D477,857 S * 7/2003 Kuna D23/209
D482,100 S * 11/2003 Foy D23/207
D482,755 S * 11/2003 Rhinehart D23/207
D596,265 S * 7/2009 Long D23/202
D603,932 S * 11/2009 Natrass D23/202
D682,387 S * 5/2013 Tseng D23/207
D710,968 S * 8/2014 Colbert D23/202
D738,150 S * 9/2015 Polaski D7/300

DESCRIPTION

FIG. 1 is a bottom plan view of a water purifier.
FIG. 2 is a right side elevation view of the water purifier of FIG. 1.
FIG. 3 is a front elevation view of the water purifier of FIG. 1.
FIG. 4 is a left side elevation view of the water purifier of FIG. 1.
FIG. 5 is a rear elevation view of the water purifier of FIG. 1.
FIG. 6 is a top plan view of the water purifier of FIG. 1; and, FIG. 7 is a front, left perspective view from above of the water purifier of FIG. 1.
The broken lines depict portions of the water purifier that form no part of the claimed design.

1 Claim, 7 Drawing Sheets



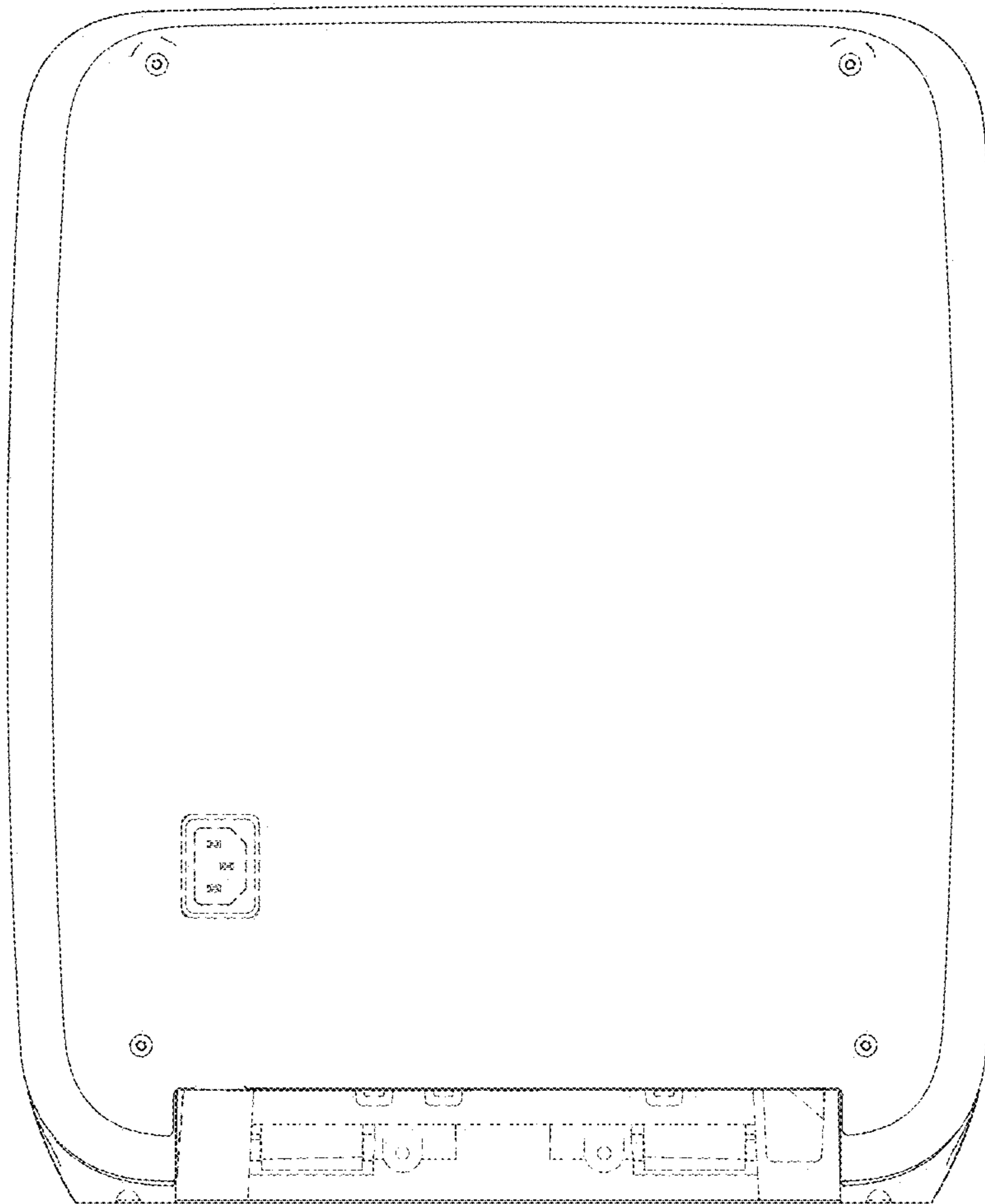


FIG.1

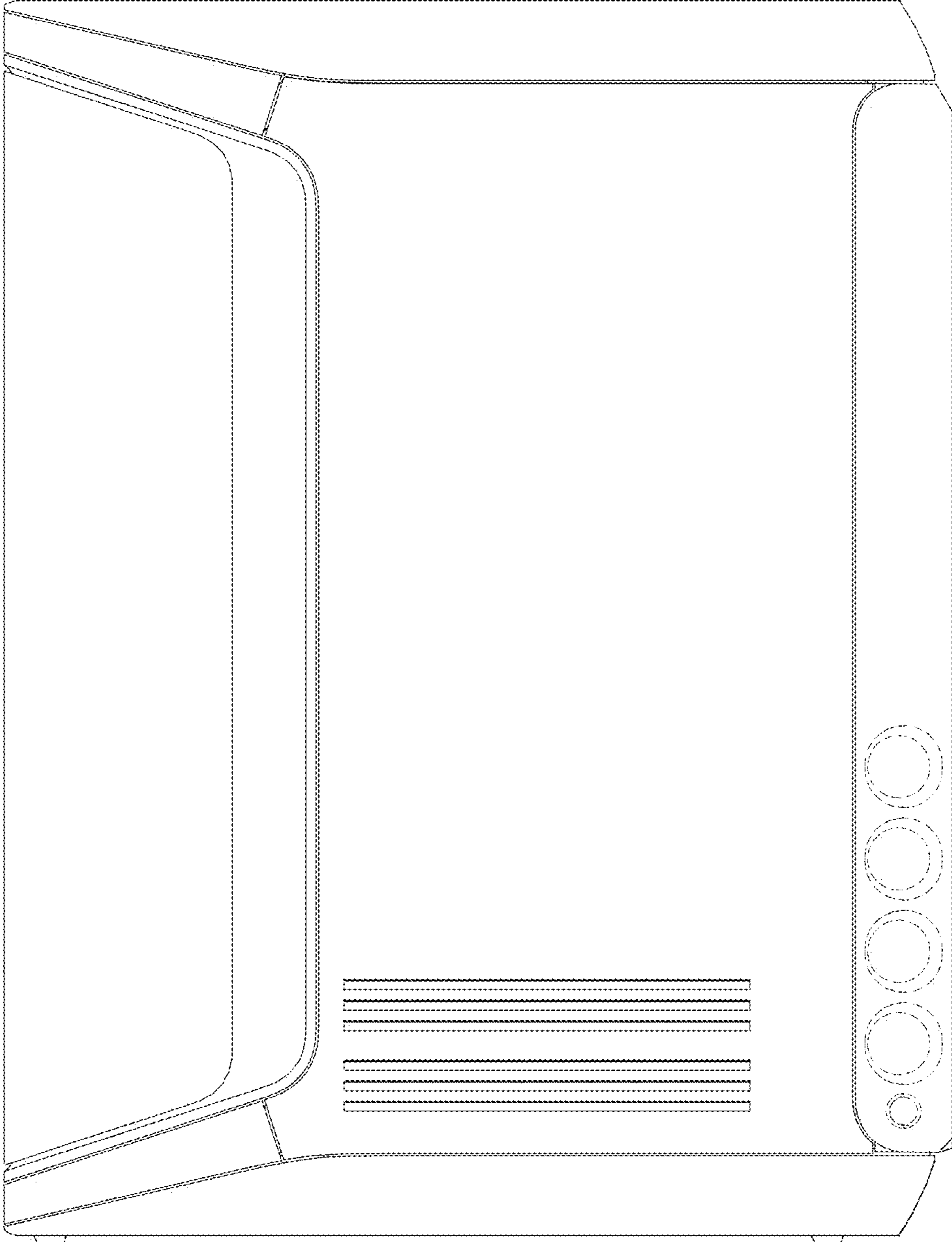


FIG.2




FIG.3

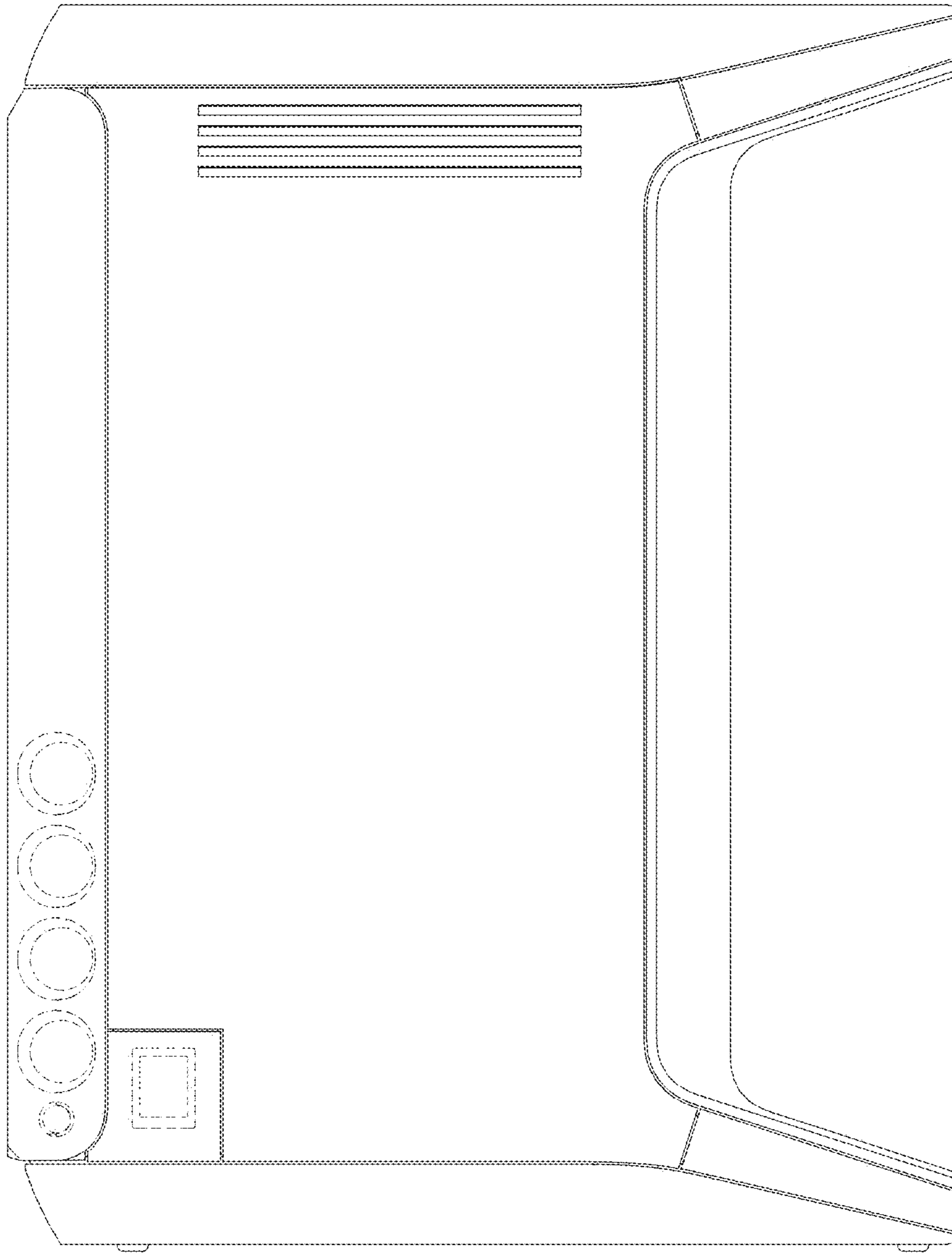


FIG.4

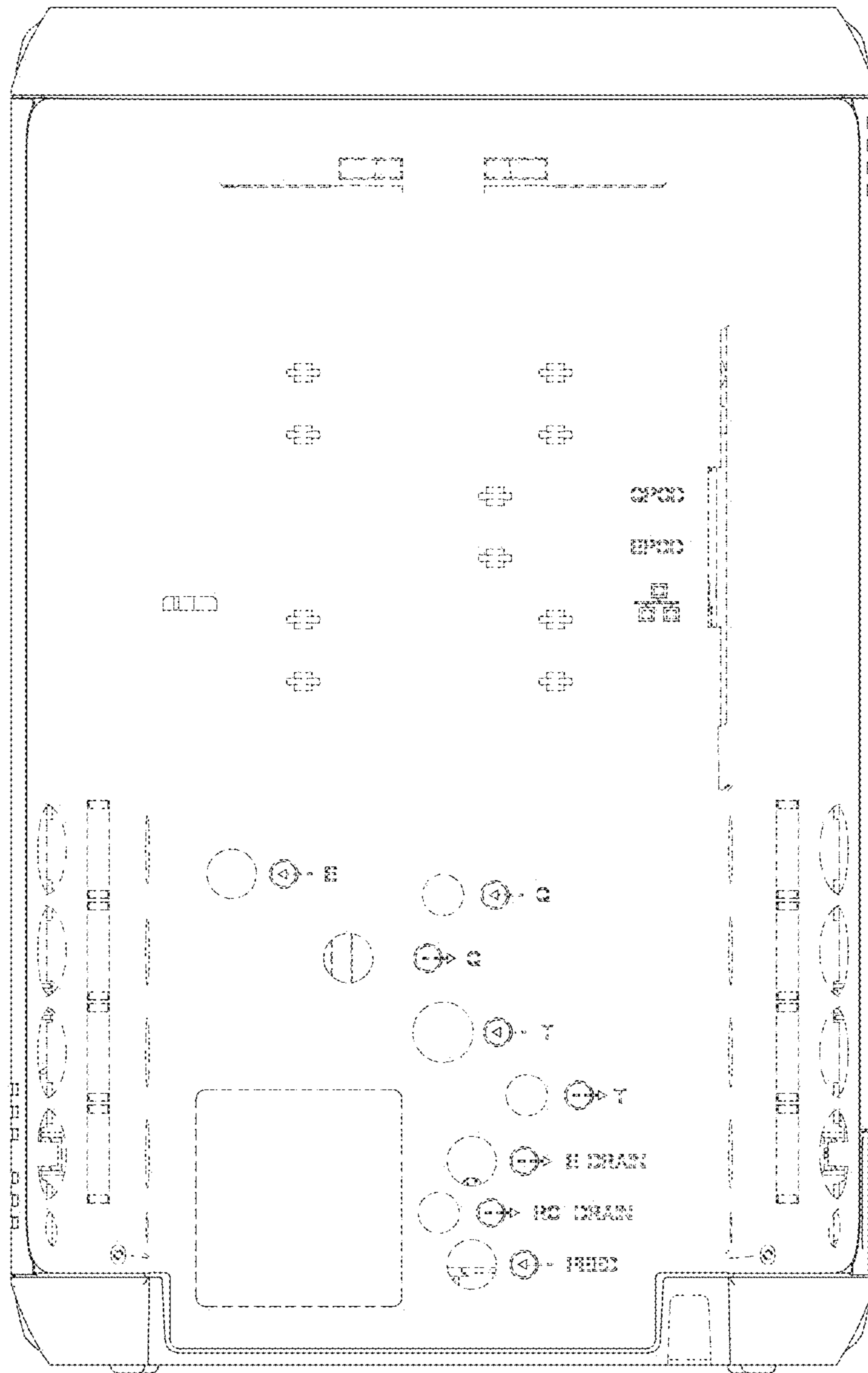


FIG.5




FIG.6

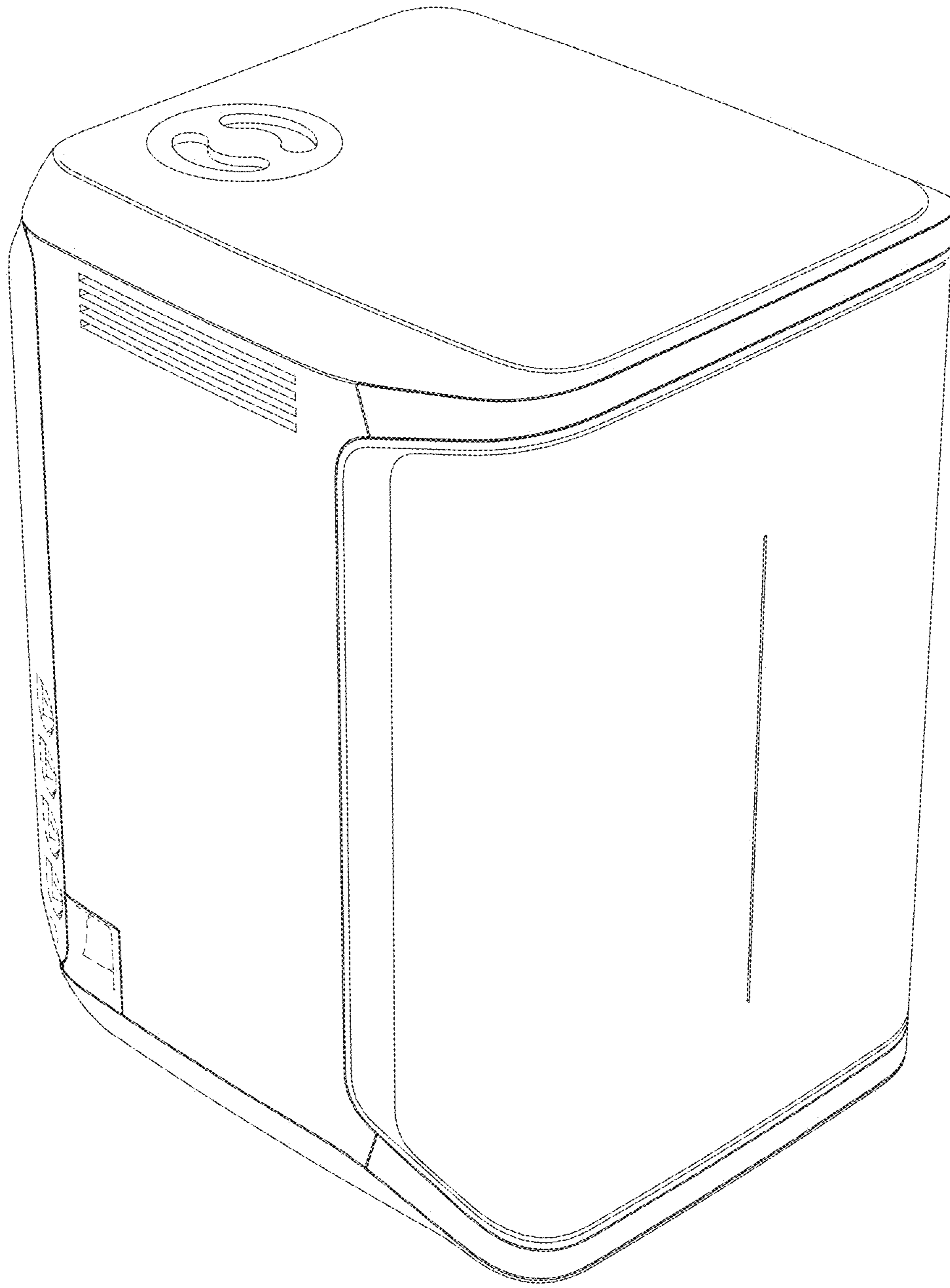


FIG.7