



US00D914827S

(12) **United States Design Patent**  
**Koehler**

(10) **Patent No.:** **US D914,827 S**

(45) **Date of Patent:** **\*\* Mar. 30, 2021**

(54) **SHADE WITH SHADE EXTENDERS FOR A POP-UP TENT**

(71) Applicant: **Brett Koehler**, San Gabriel, CA (US)

(72) Inventor: **Brett Koehler**, San Gabriel, CA (US)

(\*\*) Term: **15 Years**

(21) Appl. No.: **29/703,146**

(22) Filed: **Aug. 23, 2019**

(51) **LOC (13) Cl.** ..... **21-04**

(52) **U.S. Cl.**  
USPC ..... **D21/837**

(58) **Field of Classification Search**  
USPC ..... D21/834–839; D12/401, 403; D25/56  
CPC ..... E04H 15/00; E04H 15/003; E04H 15/18;  
E04H 15/28; E04H 15/32; E04H 15/34;  
E04H 15/40; E04H 15/405; E04H 15/44;  
E04H 15/52; E04H 15/54; E04H 15/58;  
E04H 15/64; E04H 15/642

See application file for complete search history.

(56) **References Cited**

**U.S. PATENT DOCUMENTS**

D316,288 S *	4/1991	Lynch	.....	D21/837
D324,898 S *	3/1992	Andersen	.....	D21/837
D486,242 S *	2/2004	Lin	.....	D25/56
D670,003 S *	10/2012	Lovley, II	.....	D25/56
D718,403 S *	11/2014	Jin	.....	D21/837
9,546,501 B2 *	1/2017	Dyeson	.....	E04H 15/322
9,869,110 B2 *	1/2018	Krenzel	.....	E04H 15/50
2002/0104561 A1 *	8/2002	Carter	.....	E04H 15/50 135/145
2006/0118155 A1 *	6/2006	Carter	.....	E04H 15/58 135/156
2010/0051078 A1 *	3/2010	Sy-Facunda	.....	E04H 15/58 135/145

2010/0275959 A1 *	11/2010	Lane	.....	E04H 15/54 135/115
2011/0030750 A1 *	2/2011	Lin	.....	E04H 15/40 135/97
2017/0234030 A1 *	8/2017	Macias	.....	E04H 15/34 135/20.1
2019/0284830 A1 *	9/2019	Nicholson, Jr.	.....	E04H 15/58
2019/0284831 A1 *	9/2019	Volin	.....	E04H 15/16

\* cited by examiner

*Primary Examiner* — Cynthia M. Chin

(74) *Attorney, Agent, or Firm* — Quickpatents, LLC;  
Kevin Prince

(57) **CLAIM**

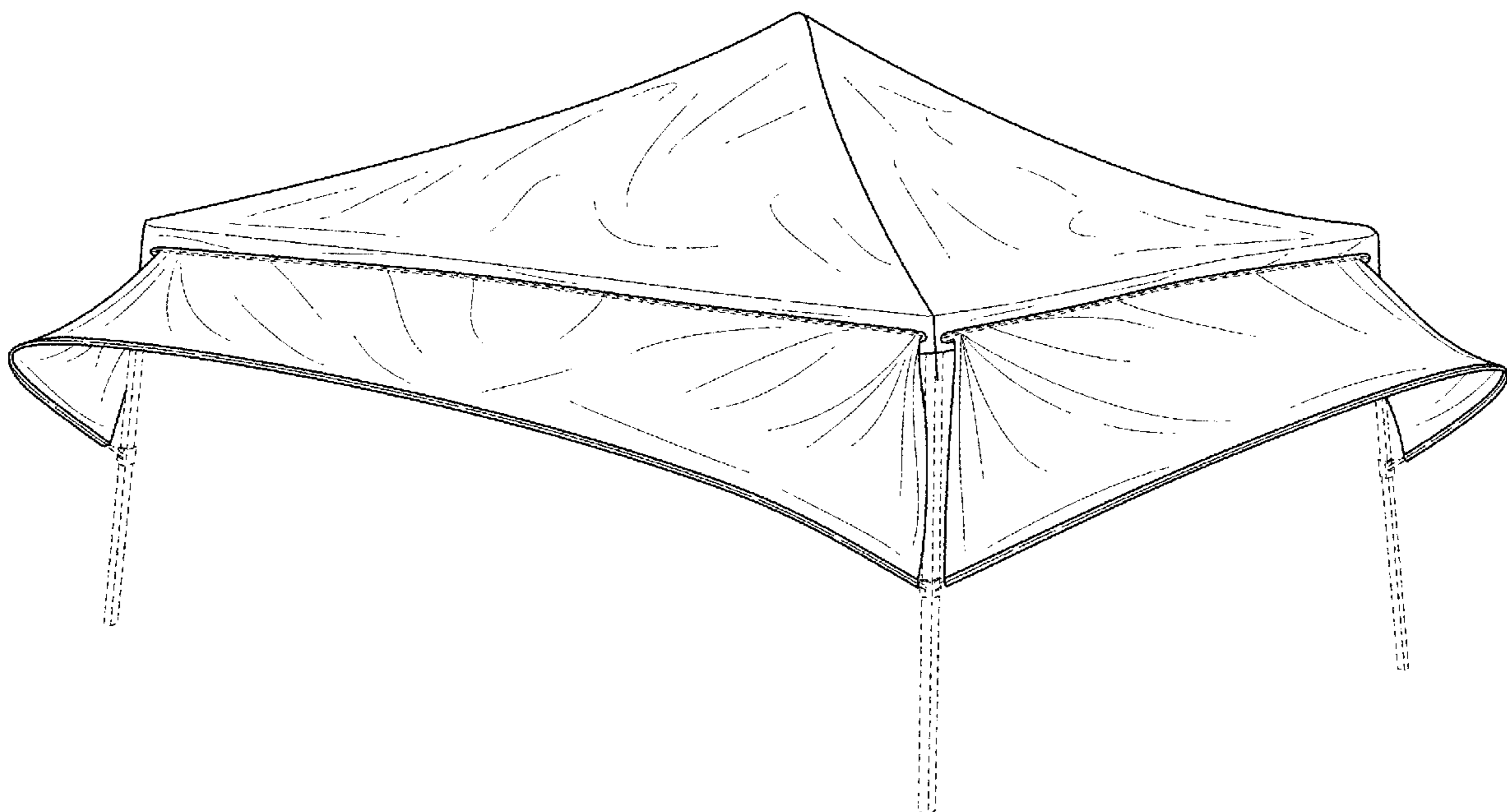
The ornamental design for a shade with shade extenders for a pop-up tent, as shown and described.

**DESCRIPTION**

FIG. 1 is a top perspective view of a shade with shade extenders for a pop-up tent, showing my new design with four shade extensions in a lowered position; FIG. 2 is a bottom perspective view of FIG. 1; FIG. 3 is a front elevational view of FIG. 1, the rear elevational view, left-side elevational view, and right-side elevational view all being identical thereto; FIG. 4 is a top plan view of FIG. 1; FIG. 5 is a bottom plan view of FIG. 1; FIG. 6 is a top perspective view thereof, illustrated with the shade extensions in a raised position; and, FIG. 7 is a bottom perspective view of FIG. 6.

The broken lines showing a pop-up tent depict environmental matter and form no part of the claimed design. The broken lines on the shade extender depict stitching, and form part of the claimed design.

**1 Claim, 7 Drawing Sheets**



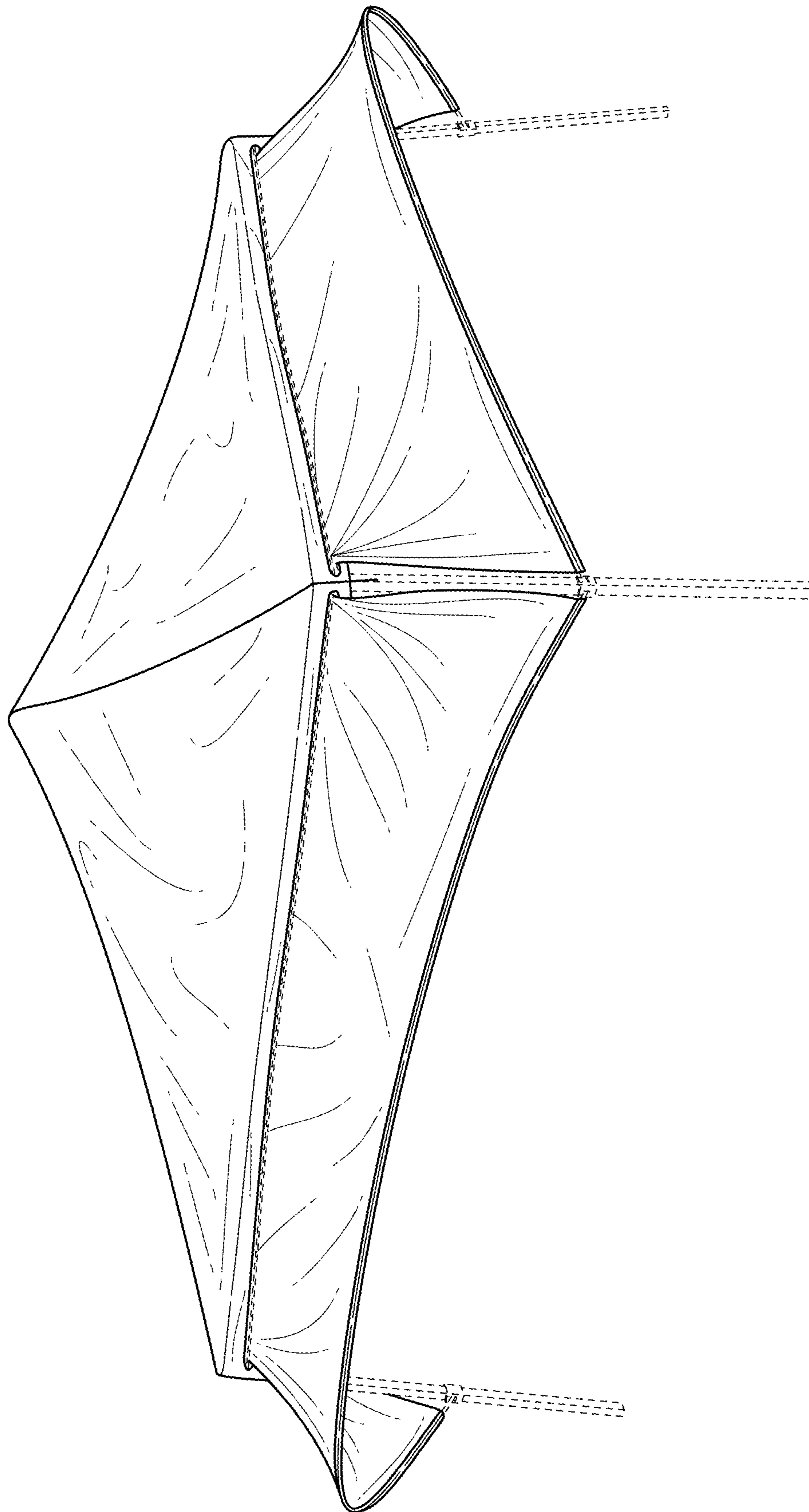


FIG. 1

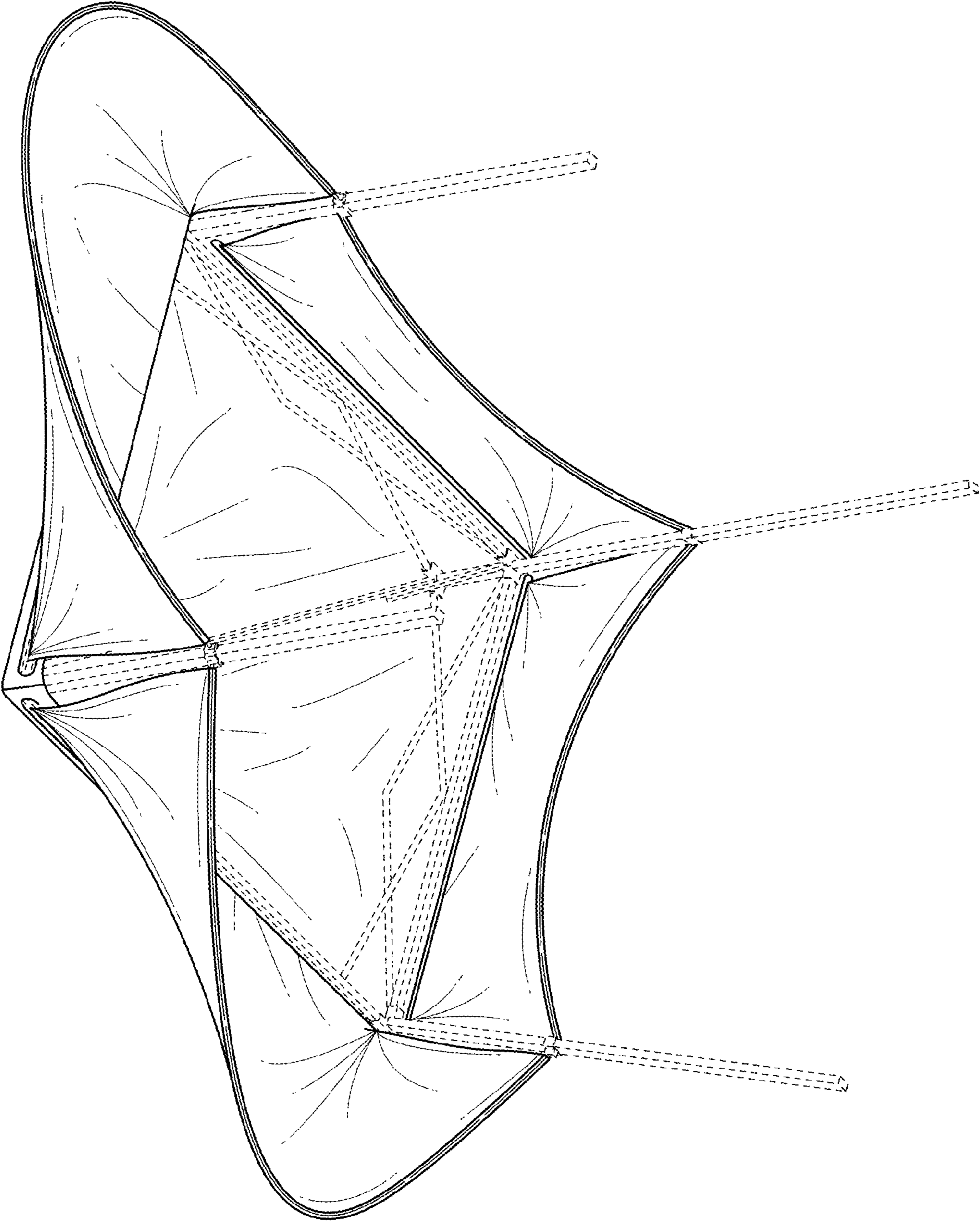


FIG. 2




FIG. 3

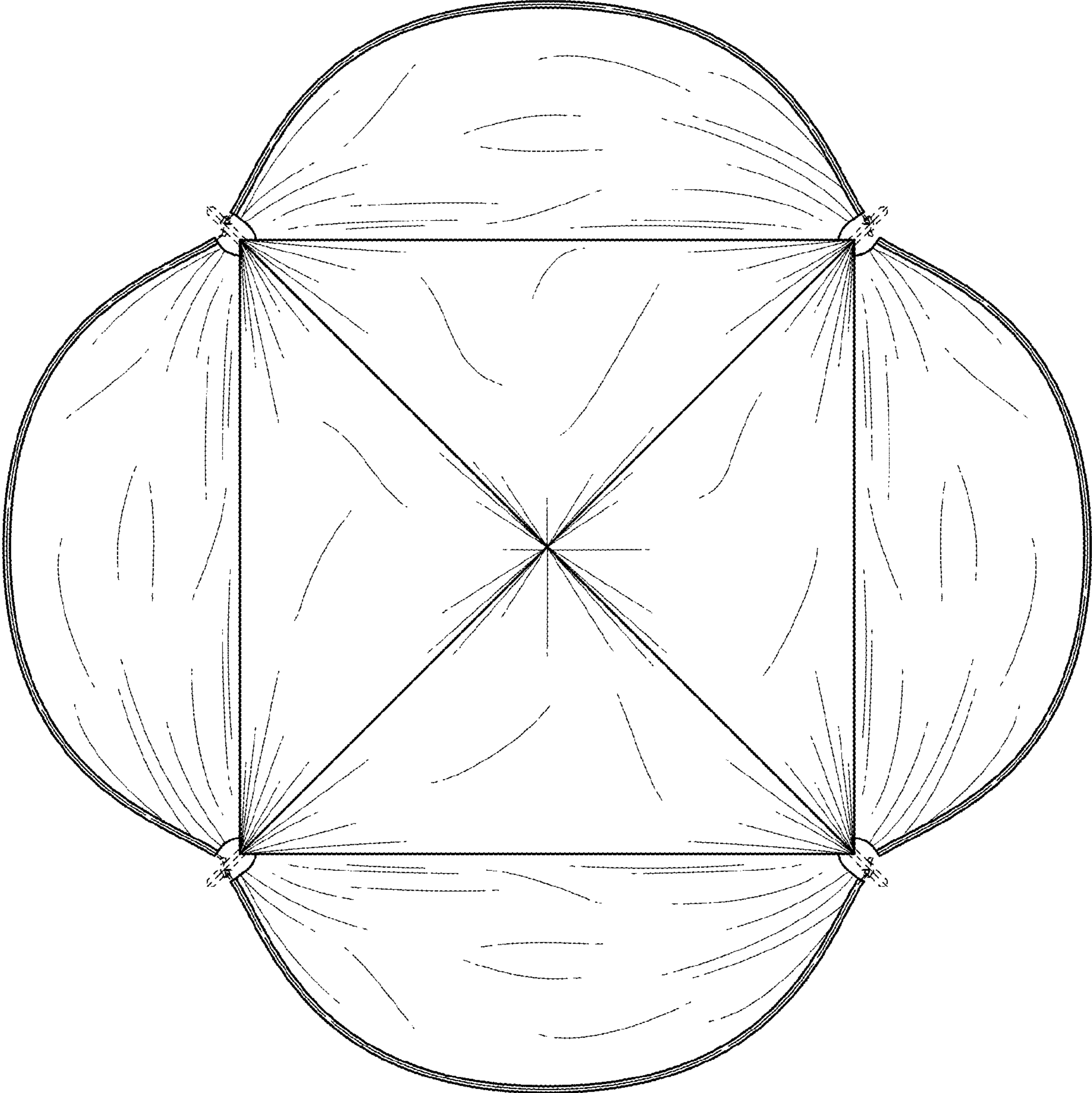


FIG. 4

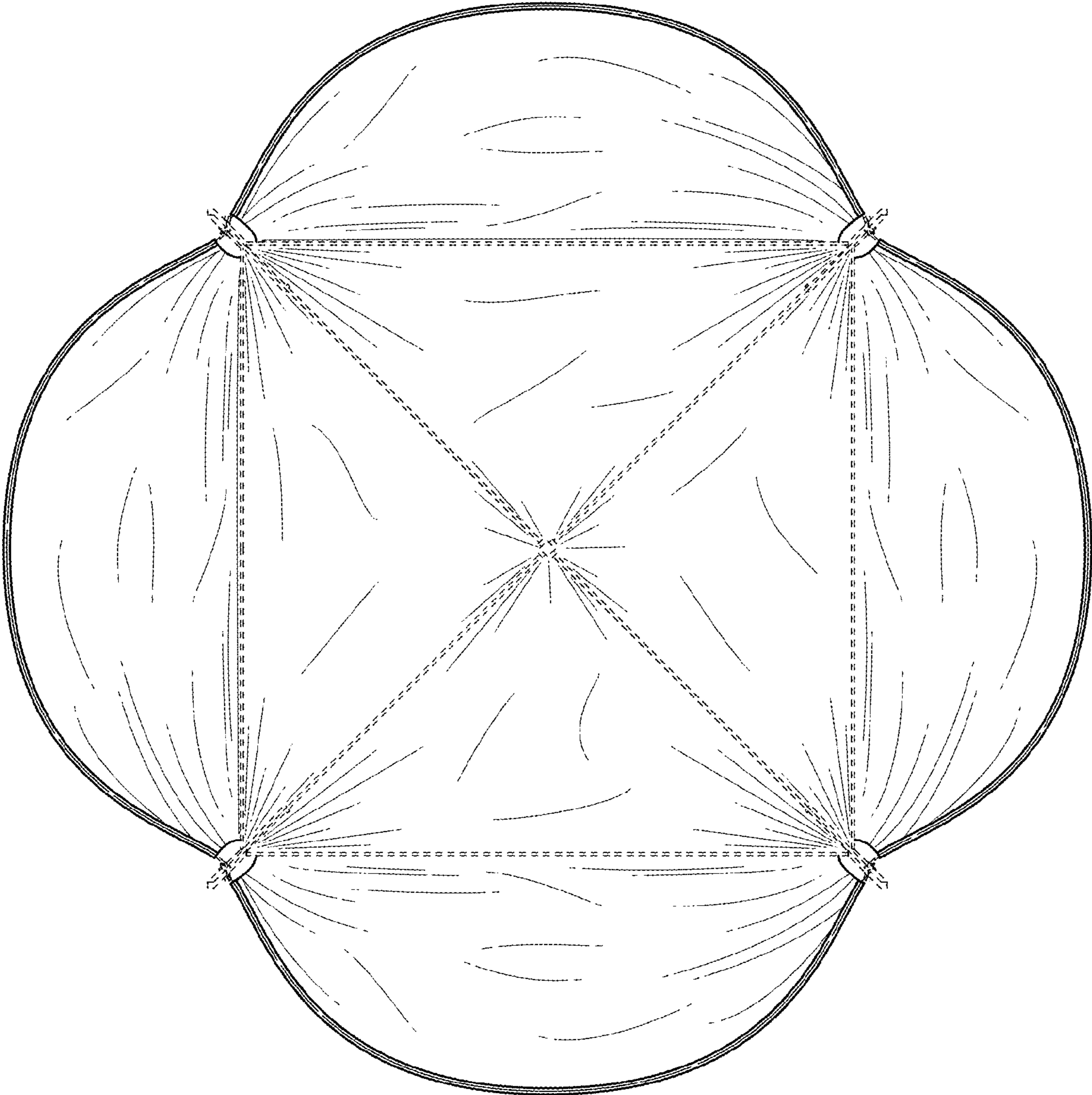


FIG. 5

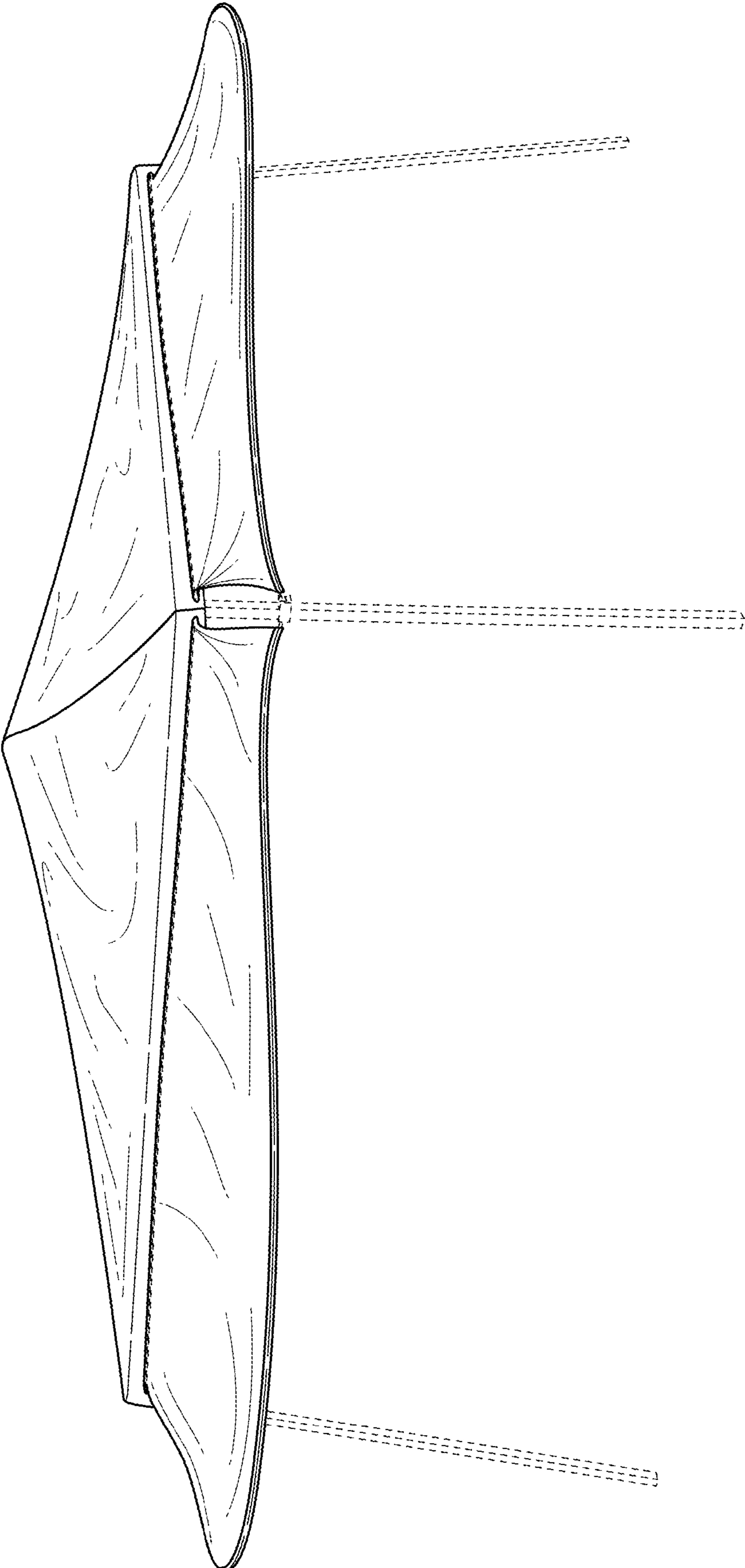


FIG. 6

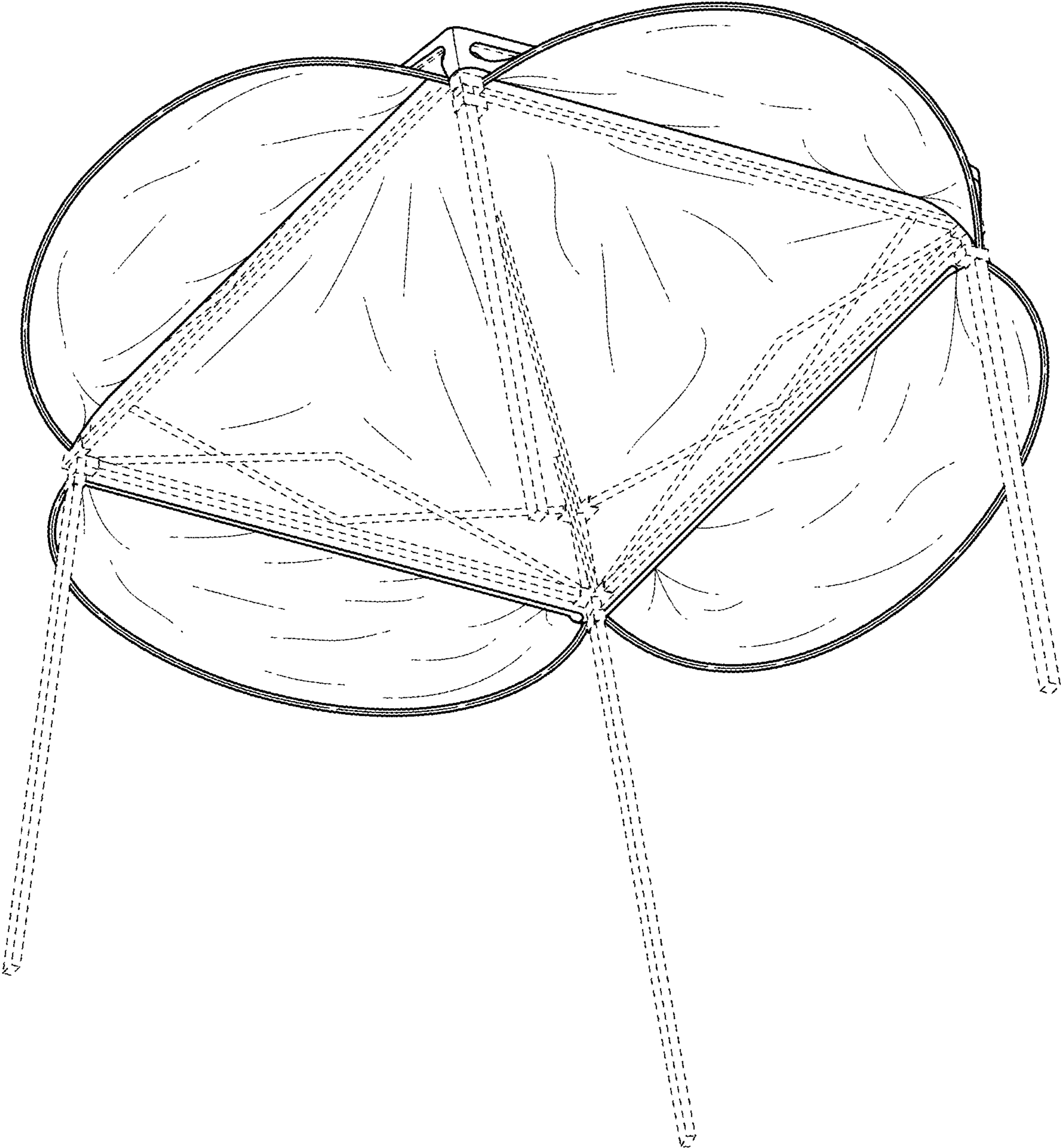


FIG. 7