



US00D914816S

(12) **United States Design Patent**
Ohta

(10) **Patent No.:** **US D914,816 S**

(45) **Date of Patent:** **** Mar. 30, 2021**

(54) **PRACTICE GOLF CLUB HEAD**

(71) Applicant: **UNO Co., Ltd.**, Tokyo (JP)

(72) Inventor: **Tsuguhito Ohta**, Tokyo (JP)

(73) Assignee: **UNO Co., Ltd.**, Tokyo (JP)

(**) Term: **15 Years**

(21) Appl. No.: **29/695,428**

(22) Filed: **Jun. 19, 2019**

(30) **Foreign Application Priority Data**

Dec. 20, 2018 (JP) 2018-027863

(51) **LOC (13) Cl.** **21-02**

(52) **U.S. Cl.**
USPC **D21/747**

(58) **Field of Classification Search**
USPC D21/747-751, 759
CPC A63B 53/00; A63B 53/02; A63B 53/04;
A63B 53/047; A63B 53/0475; A63B
2053/0479; A63B 2053/0483; A63B
2053/0445; A63B 60/00; A63B 60/46
See application file for complete search history.

(56) **References Cited**

U.S. PATENT DOCUMENTS

D55,278 S * 5/1920 Kraeuter D21/750
1,975,822 A * 10/1934 Young A63B 53/04
473/328
3,862,759 A * 1/1975 Evans A63B 60/00
473/328
D357,045 S * 4/1995 Simmons D21/748

D376,632 S * 12/1996 Simmons D21/750
D389,541 S * 1/1998 Huan-Chiang D21/750
D395,476 S * 6/1998 Pond D21/747
D422,329 S * 4/2000 Raymond D21/747
D449,866 S * 10/2001 Miller D21/747
D492,376 S * 6/2004 Nicolette D21/747
D503,204 S * 3/2005 Nicolette D21/749
D603,918 S * 11/2009 Simon D21/747
D659,780 S * 5/2012 Llewellyn D21/747
D767,057 S * 9/2016 Mickelson D21/747
D779,007 S * 2/2017 Oyler D21/747
D830,484 S * 10/2018 Kim D21/747
D830,485 S * 10/2018 Kim D21/747

* cited by examiner

Primary Examiner — Mitchell I. Siegel

(74) *Attorney, Agent, or Firm* — Harness, Dickey & Pierce, P.L.C.

(57) **CLAIM**

The ornamental design for a practice golf club head, as shown and described.

DESCRIPTION

FIG. 1 is a perspective view of a practice golf club head; FIG. 2 is a front view of the club head of FIG. 1; FIG. 3 is a rear view of the club head of FIG. 1; FIG. 4 is a top view of the club head of FIG. 1; FIG. 5 is a bottom view of the club head of FIG. 1; FIG. 6 is a left side view of the club head of FIG. 1; and, FIG. 7 is a right side view of the club head of FIG. 1. The broken lines in the figures show portions of the practice golf club head that form no part of the claimed design.

1 Claim, 7 Drawing Sheets

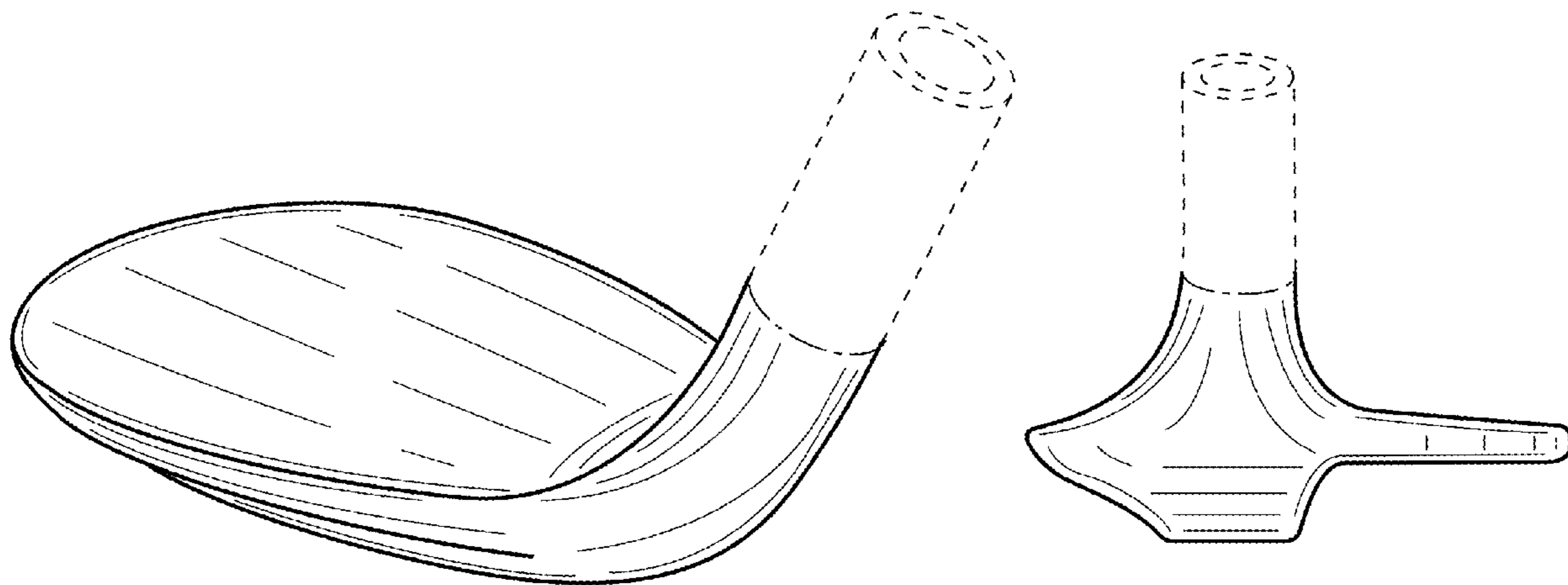


FIG. 1

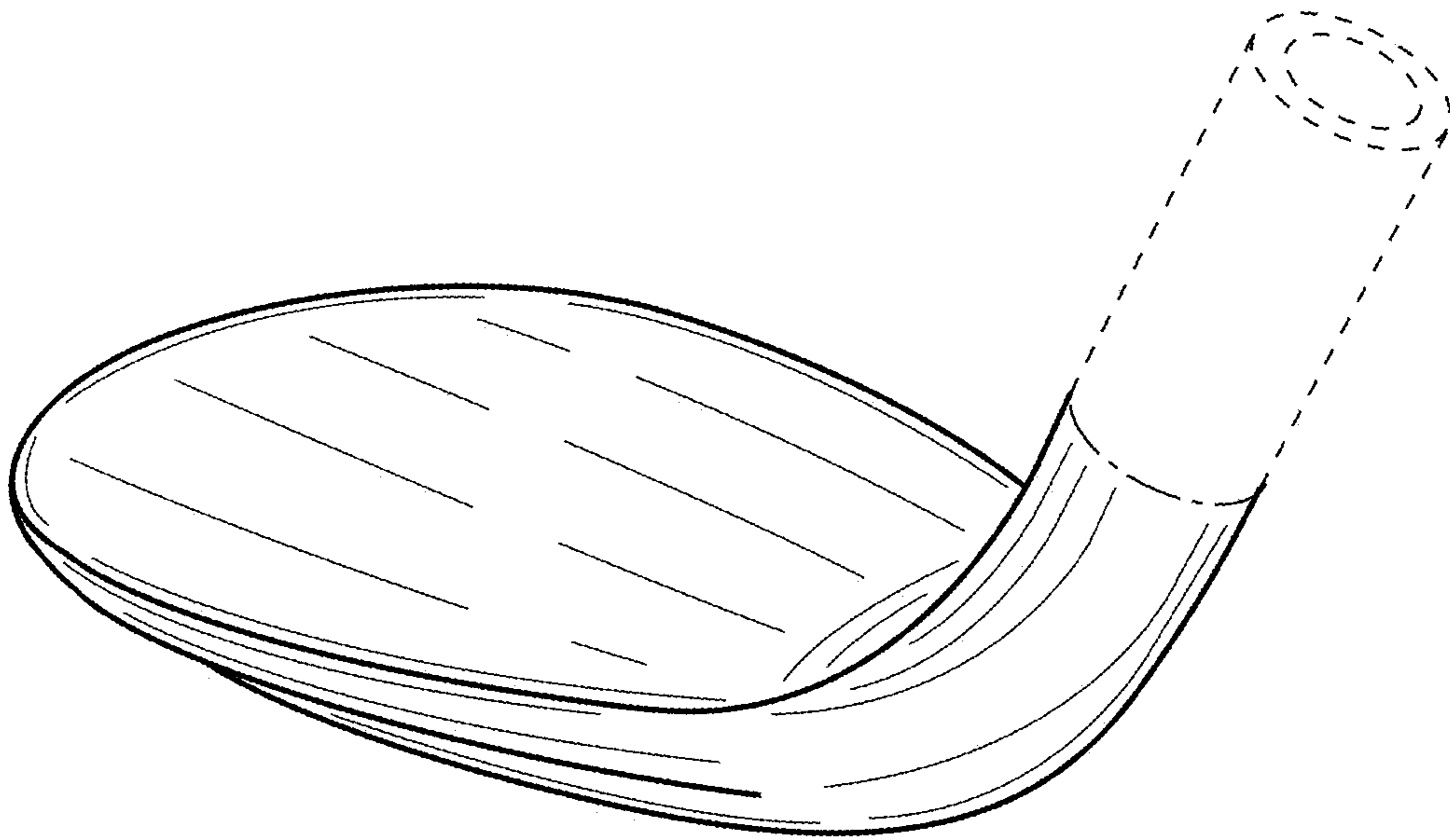


FIG. 2

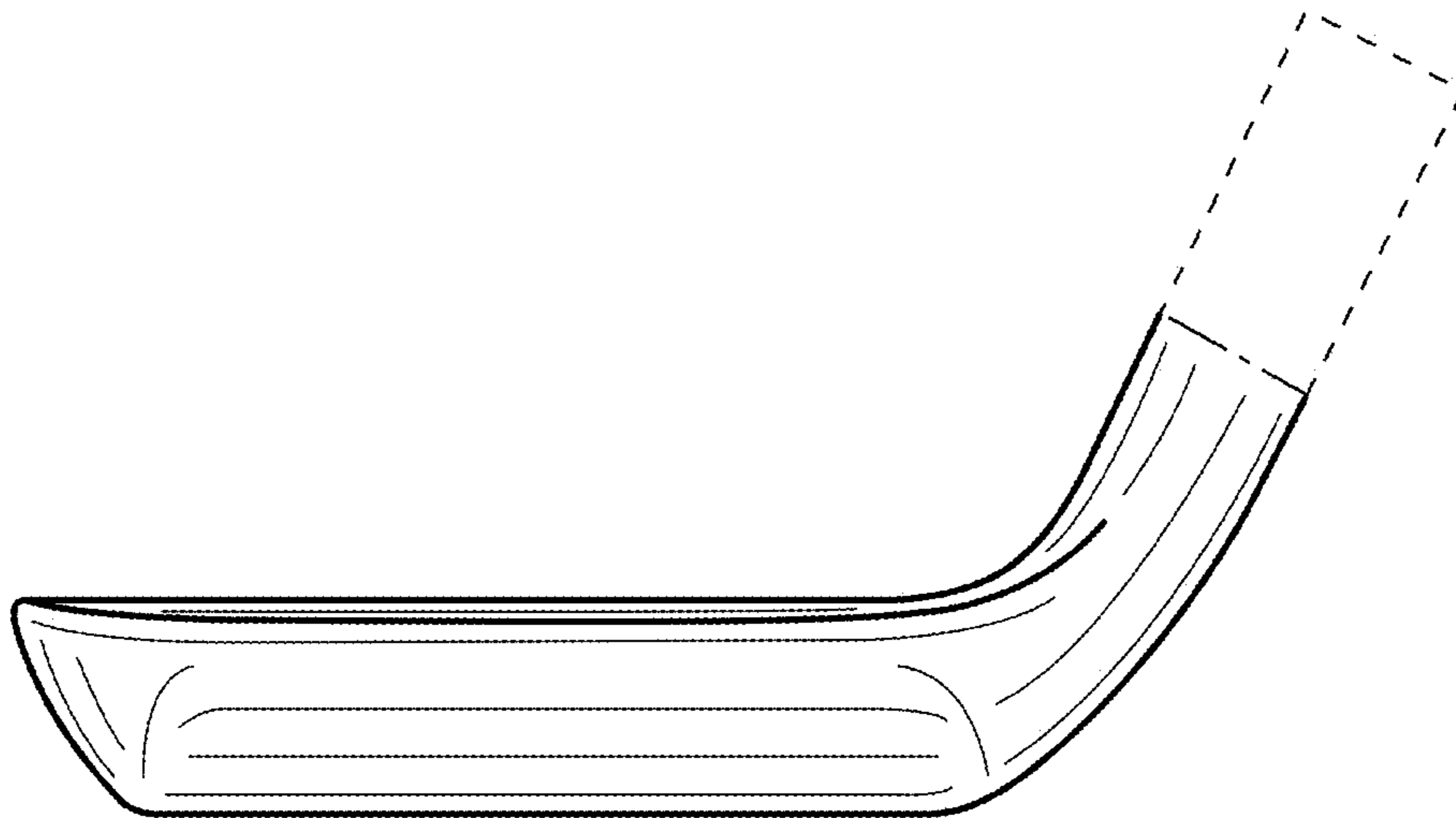


FIG. 3

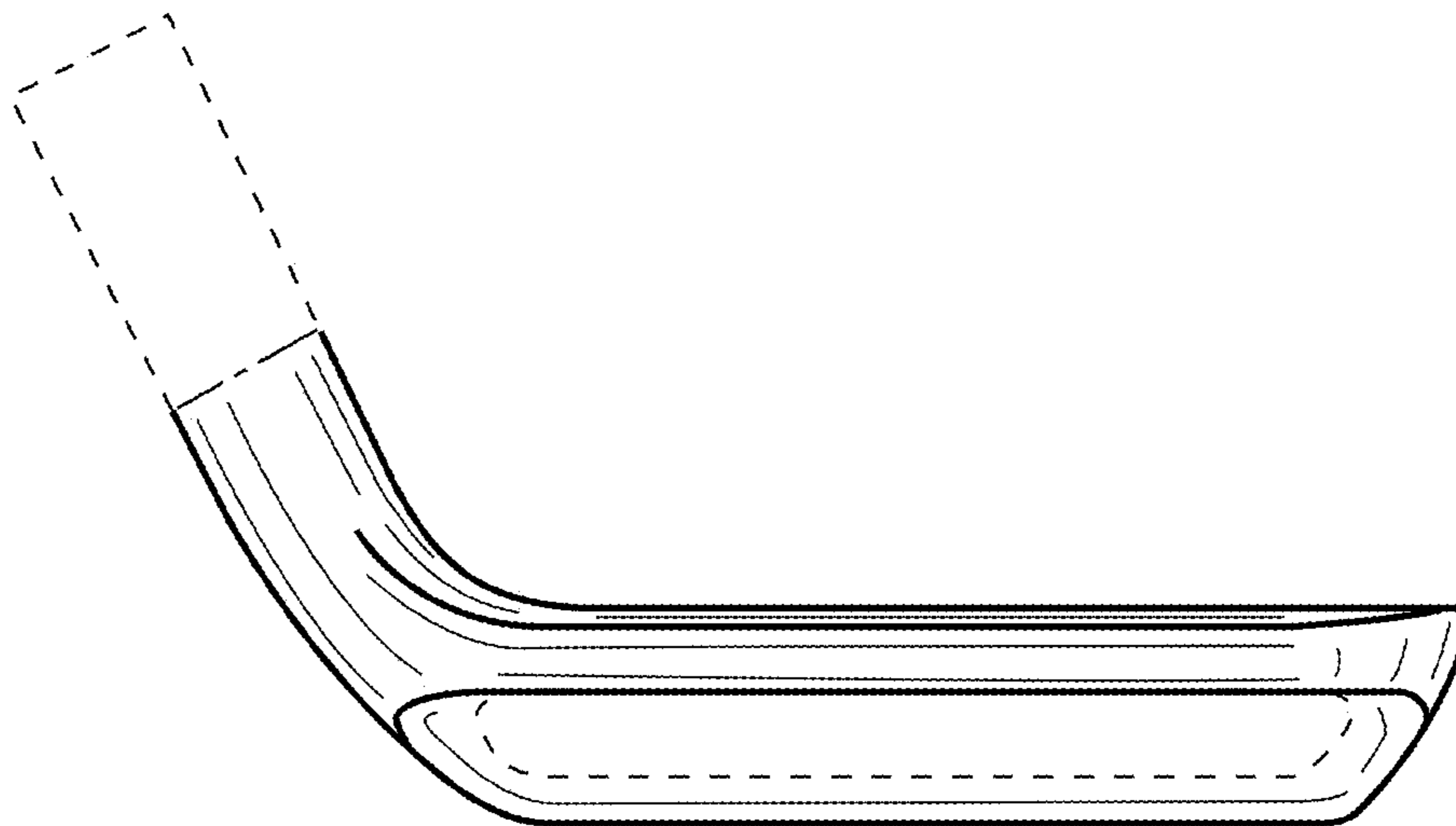


FIG. 4

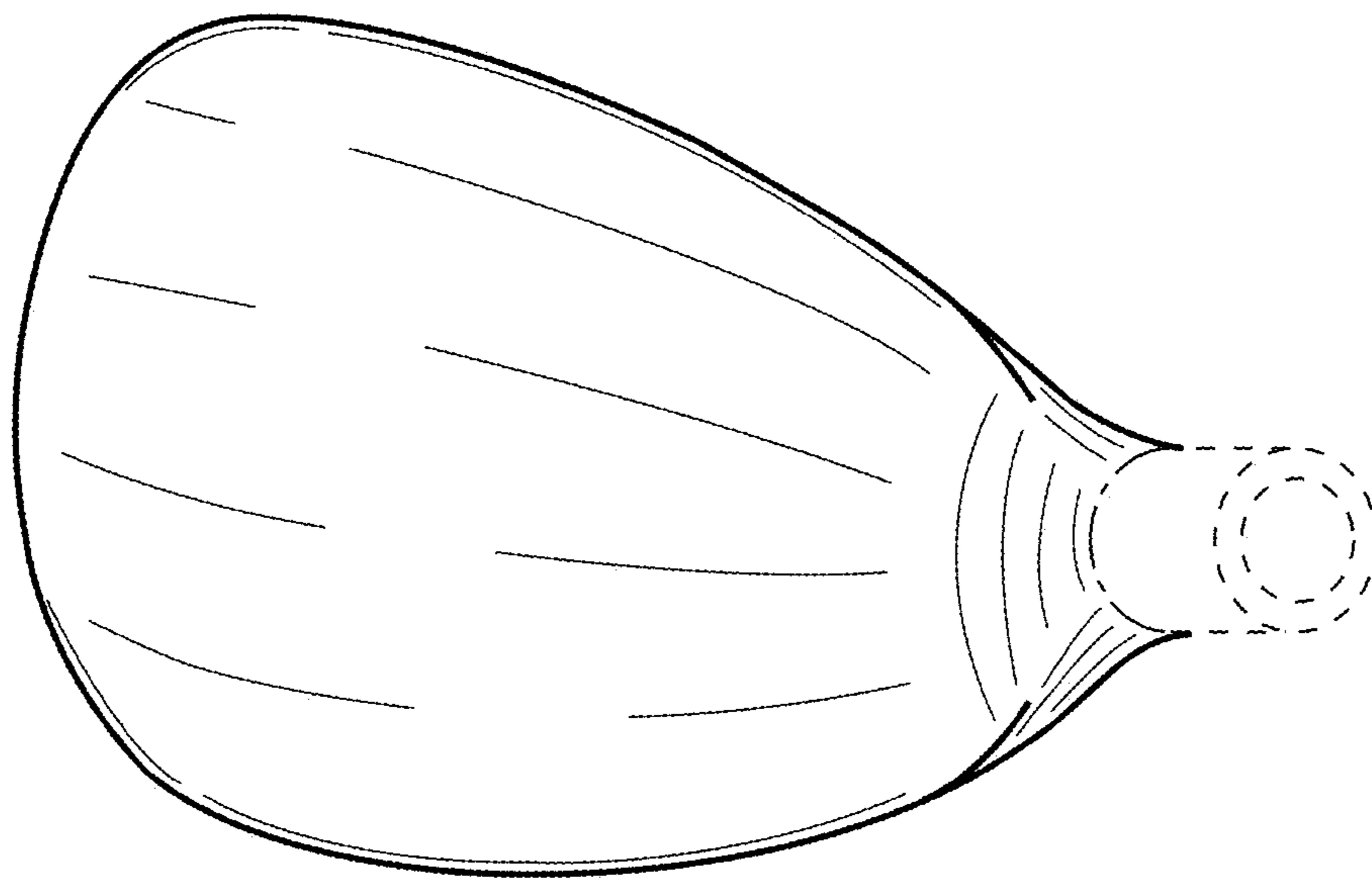


FIG. 5

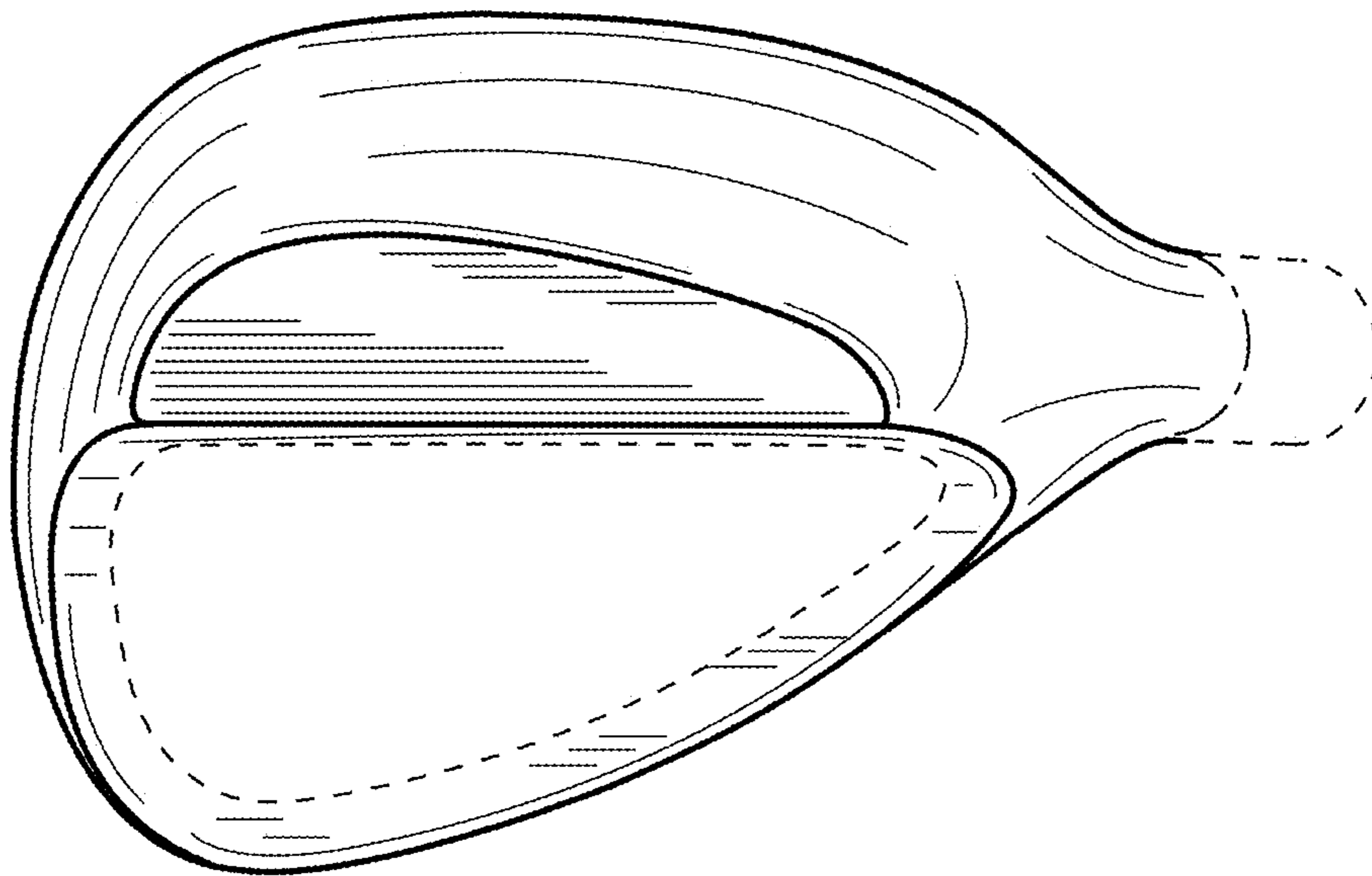


FIG. 6

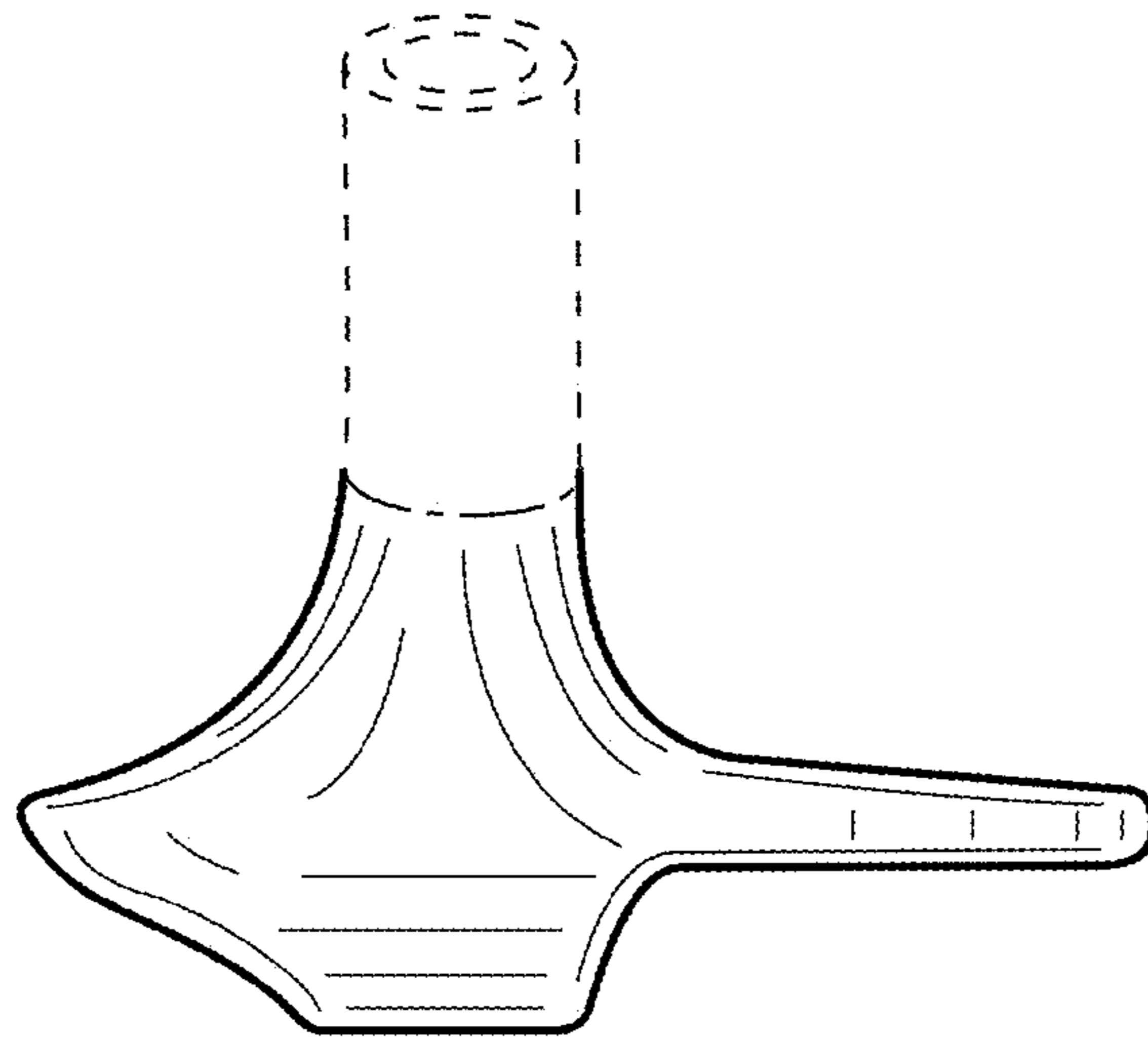


FIG. 7

