



US00D914804S

(12) **United States Design Patent**
Walker

(10) **Patent No.:** **US D914,804 S**

(45) **Date of Patent:** **** Mar. 30, 2021**

(54) **POTATO PIECE**

(71) Applicant: **J.R. Simplot Company**, Boise, ID (US)

(72) Inventor: **David Bruce Walker**, Meridian, ID (US)

(73) Assignee: **J.R. SIMPLOT COMPANY**, Boise, ID (US)

(**) Term: **15 Years**

(21) Appl. No.: **29/712,399**

(22) Filed: **Nov. 7, 2019**

(51) **LOC (13) Cl.** **01-01**

(52) **U.S. Cl.**
USPC **D21/125**

(58) **Field of Classification Search**
USPC D1/100-130, 199; D7/504, 509, 510, D7/523, 524, 555, 566, 568, 584-587, D7/602, 672, 300.1; D21/386, 672, 803, D21/821; D19/91; 426/92, 94, 95, 99, 426/101, 138-139, 143, 279, 282, 283, 426/391, 514; D11/146, 151, 154, 78, D11/131, 141, 152; D14/480.5, 484.1; D25/119, 121, 126; D30/160; 220/566; D34/28, 29
CPC A21D 13/0029; A21D 13/0074; A21D 13/0022; A21D 13/0006; A23L 1/1641; A23L 1/005
See application file for complete search history.

(56) **References Cited**

U.S. PATENT DOCUMENTS

D315,435 S * 3/1991 Kirkpatrick D1/127
D416,372 S * 11/1999 Sherman D1/127

D416,661 S * 11/1999 Sherman D1/127
D440,377 S * 4/2001 Keller D1/120
D565,826 S * 4/2008 Zaragoza D1/120
D588,766 S * 3/2009 Dunshee D32/40
D665,147 S * 8/2012 Cox D1/199
D684,339 S * 6/2013 Cox D1/199
8,647,694 B2 * 2/2014 Kimura A23L 7/109
426/557
D759,343 S * 6/2016 Kimura D1/126
D775,450 S * 1/2017 Kimura D1/126
D779,776 S * 2/2017 Petersen D1/120
2015/0030745 A1 * 1/2015 Yoneyama A23L 7/109
426/557

* cited by examiner

Primary Examiner — Katie Jane Stofko

(74) *Attorney, Agent, or Firm* — Parsons Behle & Latimer

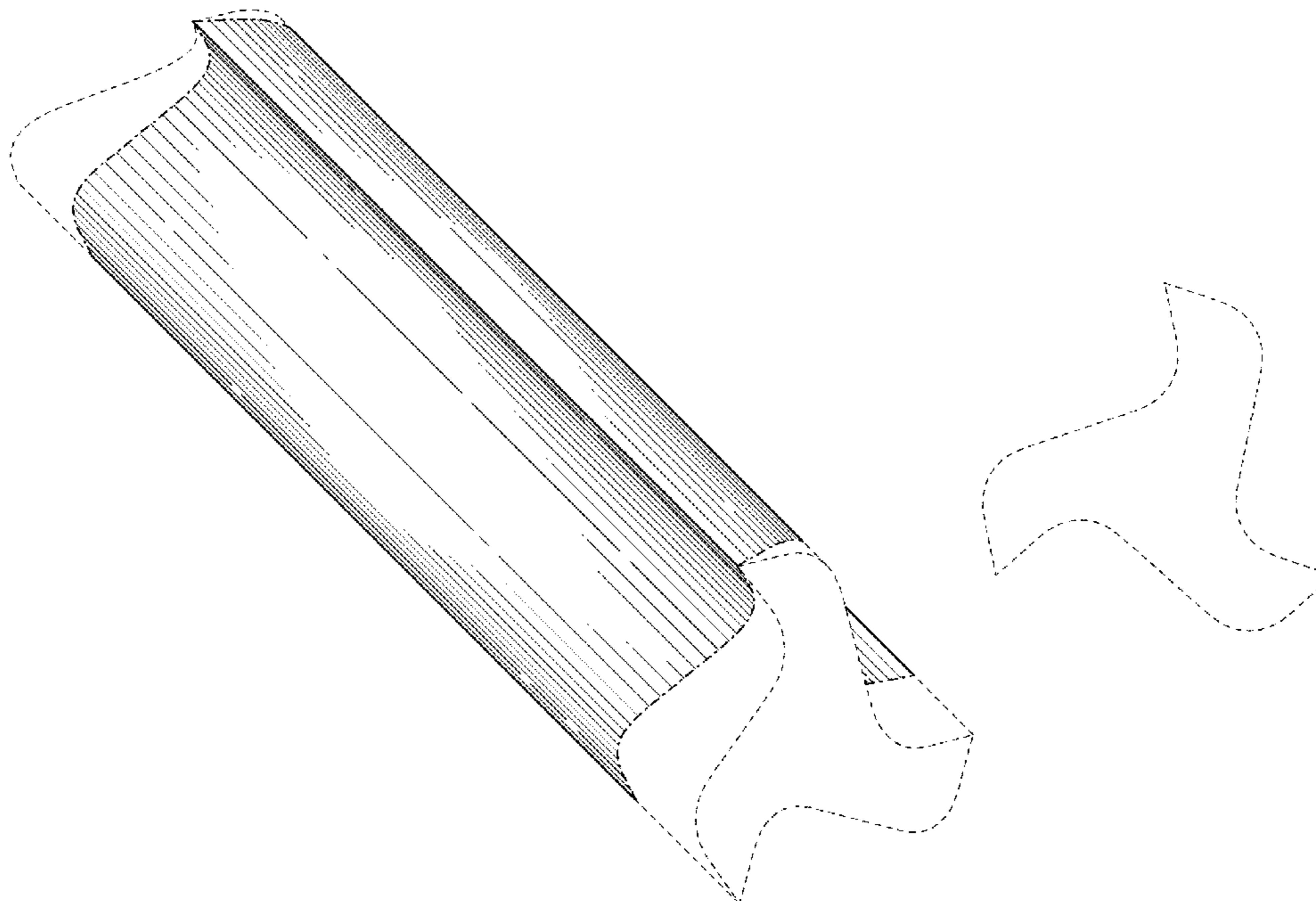
(57) **CLAIM**

The ornamental design for a potato piece, as shown.

DESCRIPTION

FIG. 1 is a perspective view of a potato piece embodying the new design;
FIG. 2 is a front elevational view thereof;
FIG. 3 is a rear elevational view thereof;
FIG. 4 is a right side elevational view thereof;
FIG. 5 is a left side elevational view thereof;
FIG. 6 is a top plan view thereof; and,
FIG. 7 is a bottom plan view thereof.
The evenly-spaced broken lines in FIGS. 1-7 illustrate end portions of the potato piece that form no part of the claimed design. The dash-dot-dash broken lines in FIGS. 1 and 4-7 illustrate the boundary of the claimed design which forms no part thereof.

1 Claim, 3 Drawing Sheets



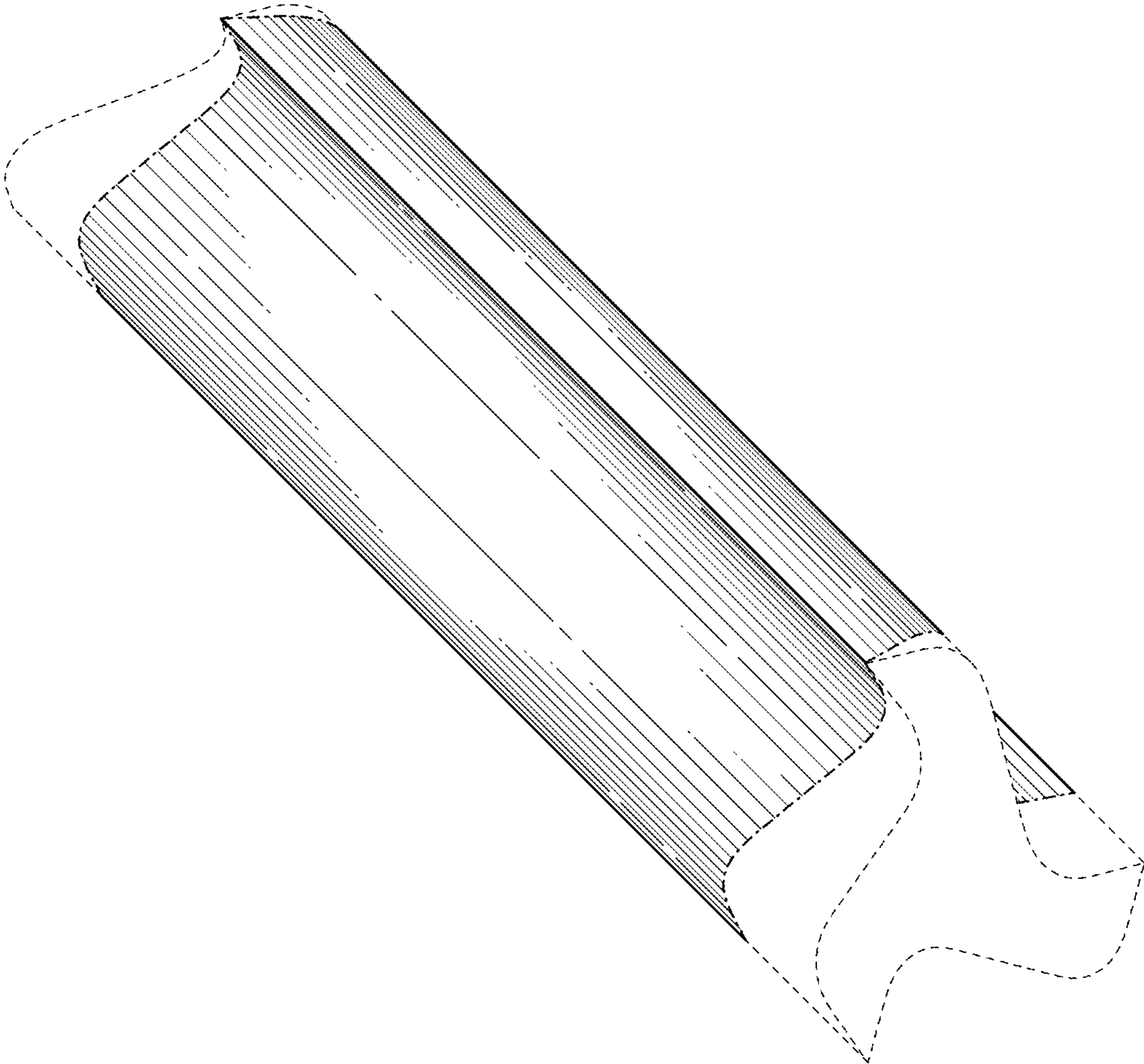


FIG. 1




FIG. 2




FIG. 3




FIG. 4




FIG. 5

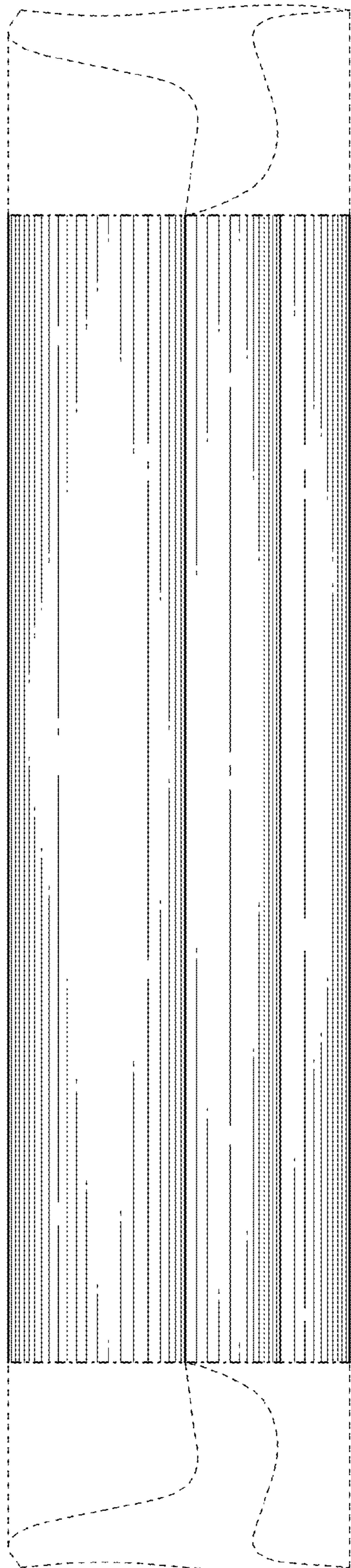


FIG. 6




FIG. 7