



US00D914803S

(12) **United States Design Patent**
Phongsuwan

(10) **Patent No.:** **US D914,803 S**

(45) **Date of Patent:** **** Mar. 30, 2021**

(54) **PENCIL**

(71) Applicant: **Worakorn Phongsuwan**, Songkhla (TH)

(72) Inventor: **Worakorn Phongsuwan**, Songkhla (TH)

(**) Term: **15 Years**

(21) Appl. No.: **29/712,039**

(22) Filed: **Nov. 5, 2019**

(30) **Foreign Application Priority Data**

Jun. 18, 2019 (TH) 1902002379

(51) **LOC (13) Cl.** **19-06**

(52) **U.S. Cl.**
USPC **D19/186; D19/927**

(58) **Field of Classification Search**
USPC D19/115-204; D14/411
CPC . B43K 5/005; B43K 8/00; B43K 8/02; B43K 8/04; B43K 8/06; B43K 21/003; B43K 21/006; B43K 23/004
See application file for complete search history.

(56) **References Cited**

U.S. PATENT DOCUMENTS

- D22,511 S * 6/1893 Goldsmith D19/185
- 1,038,857 A * 9/1912 Crane B43K 23/016
401/88
- D181,951 S * 1/1958 Young D19/186
- D188,970 S * 10/1960 Morris D19/198
- D188,972 S * 10/1960 Young D19/186
- D195,924 S * 8/1963 Perlmutter D19/185
- 4,030,841 A * 6/1977 Balasty B43K 23/00
401/6
- D256,925 S * 9/1980 Postrehovsky-Axel 401/6
- 4,302,121 A * 11/1981 Kim B43K 5/005
401/209

- D301,043 S * 5/1989 Castle 401/131
- D304,601 S * 11/1989 Alskog D19/177
- D330,169 S * 10/1992 Yajima D10/57
- 6,887,006 B1 * 5/2005 Carpenter A45C 11/36
206/214
- D682,127 S * 5/2013 Wood D10/71
- 8,482,909 B2 * 7/2013 Douglas G09F 3/005
361/679.03
- D723,557 S * 3/2015 Dowd D14/411
- 9,061,541 B2 * 6/2015 Elmore B43K 23/001
- 9,176,530 B2 * 11/2015 Rothkopf G06F 3/041
- 9,442,578 B2 * 9/2016 Oh G06F 3/03545
- D770,453 S * 11/2016 Sumsion D14/411
- D783,616 S * 4/2017 Hong D14/411
- 9,944,111 B2 * 4/2018 Elmore B43K 7/12
- 2003/0155389 A1 * 8/2003 Swartzentruber A44C 5/0053
224/164
- 2013/0234999 A1 * 9/2013 Kuno G06F 3/03545
345/179

(Continued)

FOREIGN PATENT DOCUMENTS

JP D1662965 * 7/2020

Primary Examiner — Elizabeth A. Albert

(74) *Attorney, Agent, or Firm* — Innovation Capital Law Group, LLP; Vic Lin

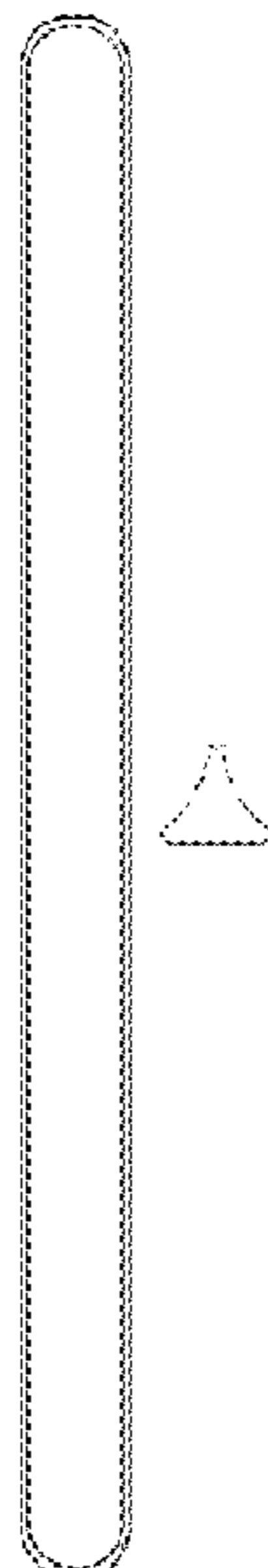
(57) **CLAIM**

The ornamental design for a pencil, as shown and described.

DESCRIPTION

FIG. 1 is a front perspective view of a pencil;
FIG. 2 is a front elevation view thereof;
FIG. 3 is a rear elevation view thereof;
FIG. 4 is a left elevation view thereof;
FIG. 5 is a right elevation view thereof;
FIG. 6 is a top plan view thereof; and,
FIG. 7 is a bottom plan view thereof.

1 Claim, 6 Drawing Sheets



(56)

References Cited

U.S. PATENT DOCUMENTS

2013/0266360 A1* 10/2013 Elmore B43K 7/005
401/8
2014/0035884 A1* 2/2014 Oh G06F 3/03545
345/179

* cited by examiner

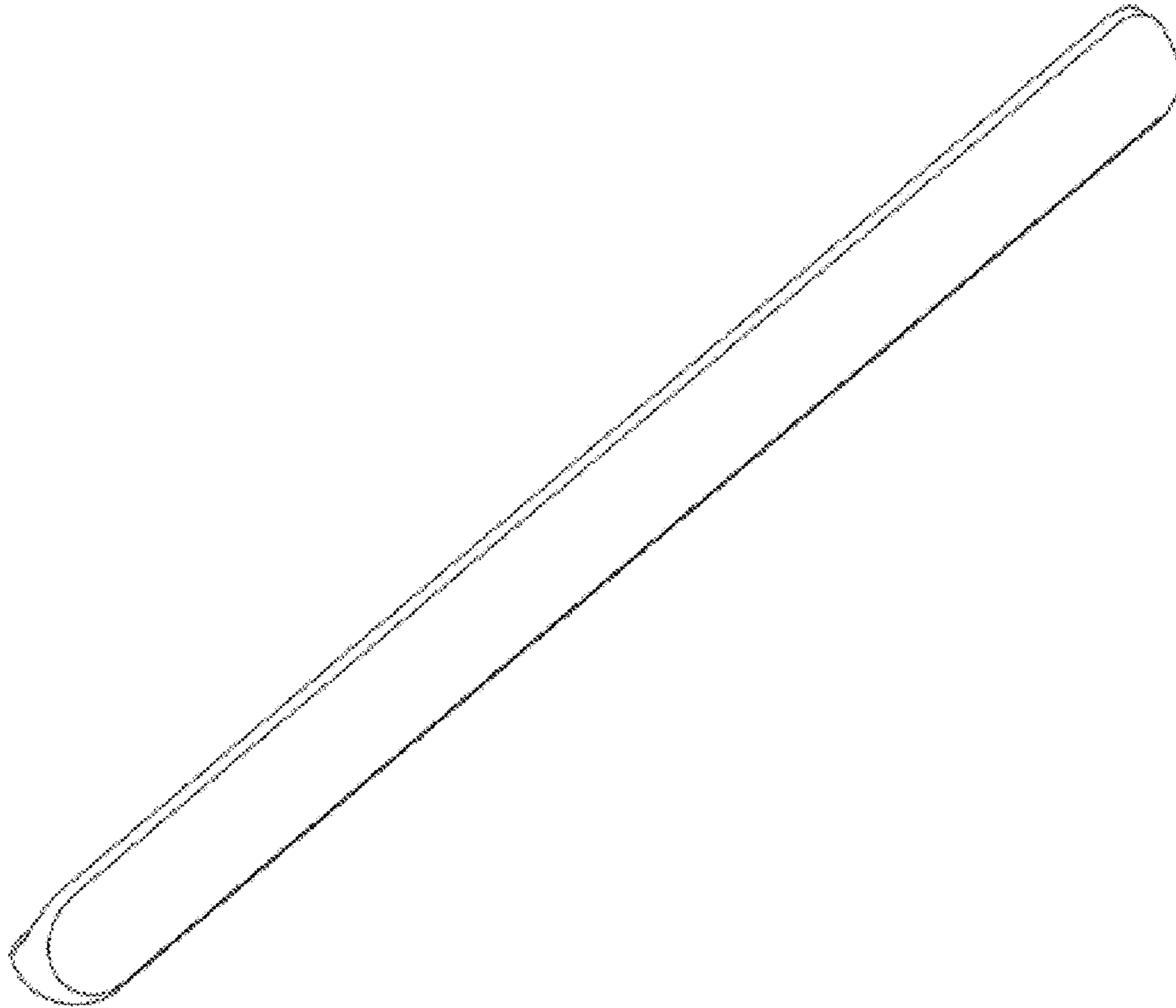


FIG. 1




FIG. 2




FIG. 3




FIG. 4




FIG. 5

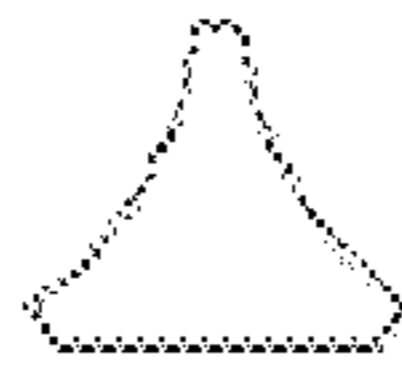


FIG. 6

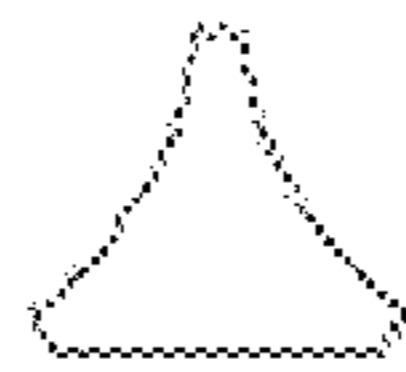


FIG. 7