



US00D914802S

(12) **United States Design Patent** (10) **Patent No.:** **US D914,802 S**
Wheaton et al. (45) **Date of Patent:** **** Mar. 30, 2021**

(54) **DESK ORGANIZER**

(71) Applicants: **Brian K Wheaton**, Millville, NJ (US);
Christopher J Yarger, Prattsville, NY
(US); **Adam Cross**, Prattsville, NY
(US)

(72) Inventors: **Brian K Wheaton**, Millville, NJ (US);
Christopher J Yarger, Prattsville, NY
(US); **Adam Cross**, Prattsville, NY
(US)

(**) Term: **15 Years**

(21) Appl. No.: **29/756,606**

(22) Filed: **Oct. 29, 2020**

(51) **LOC (13) Cl.** **19-02**

(52) **U.S. Cl.**
USPC **D19/78**

(58) **Field of Classification Search**
USPC D19/75, 77-87, 90-92; D7/590, 641;
D28/73
CPC .. B43M 99/00; B43M 99/001; B43M 99/006;
B43M 99/007; B43M 99/008; B43M
99/009

See application file for complete search history.

(56) **References Cited**

U.S. PATENT DOCUMENTS

D49,875 S *	11/1916	Aulincino	D7/590
D51,640 S *	1/1918	Frawley	D19/75
1,990,398 A *	2/1935	Beddingfield	A47F 3/06
				312/118
D129,724 S *	9/1941	Gardner	D19/75
D234,727 S *	4/1975	Mark	D3/273
D241,683 S *	9/1976	Mark	D28/76
D255,065 S *	5/1980	Salacuse	D28/73
D270,549 S *	9/1983	Burton	D19/75
D288,827 S *	3/1987	Wolff	D19/69
D295,540 S *	5/1988	Rabig	D19/90
D298,865 S *	12/1988	Sussman	D28/76

D317,178 S *	5/1991	Kheng	D19/75
D332,630 S *	1/1993	Brussing	D19/75
D354,516 S *	1/1995	Crist	D19/75
D367,948 S *	3/1996	Hsu	D19/77
D387,498 S *	12/1997	Sussman	D19/77
D390,266 S *	2/1998	Cheris	D19/77
D398,078 S *	9/1998	Hsu	D19/75
5,803,275 A *	9/1998	Schweitzer	B43M 99/008
				211/10

D401,015 S *	11/1998	Sussman	D28/61
D412,057 S *	7/1999	Brown	D3/201

(Continued)

Primary Examiner — Elizabeth A. Albert

(74) *Attorney, Agent, or Firm* — Stuart M. Goldstein

(57) **CLAIM**

The ornamental design for the desk organizer, as shown and described.

DESCRIPTION

FIG. 1 is a perspective front view of the desk organizer of the present invention.

FIG. 2 is a top view of the desk organizer of the present invention.

FIG. 3 is a bottom view of the desk organizer of the present invention.

FIG. 4 is a front view of the desk organizer of the present invention.

FIG. 5 is a rear view of the desk organizer of the present invention.

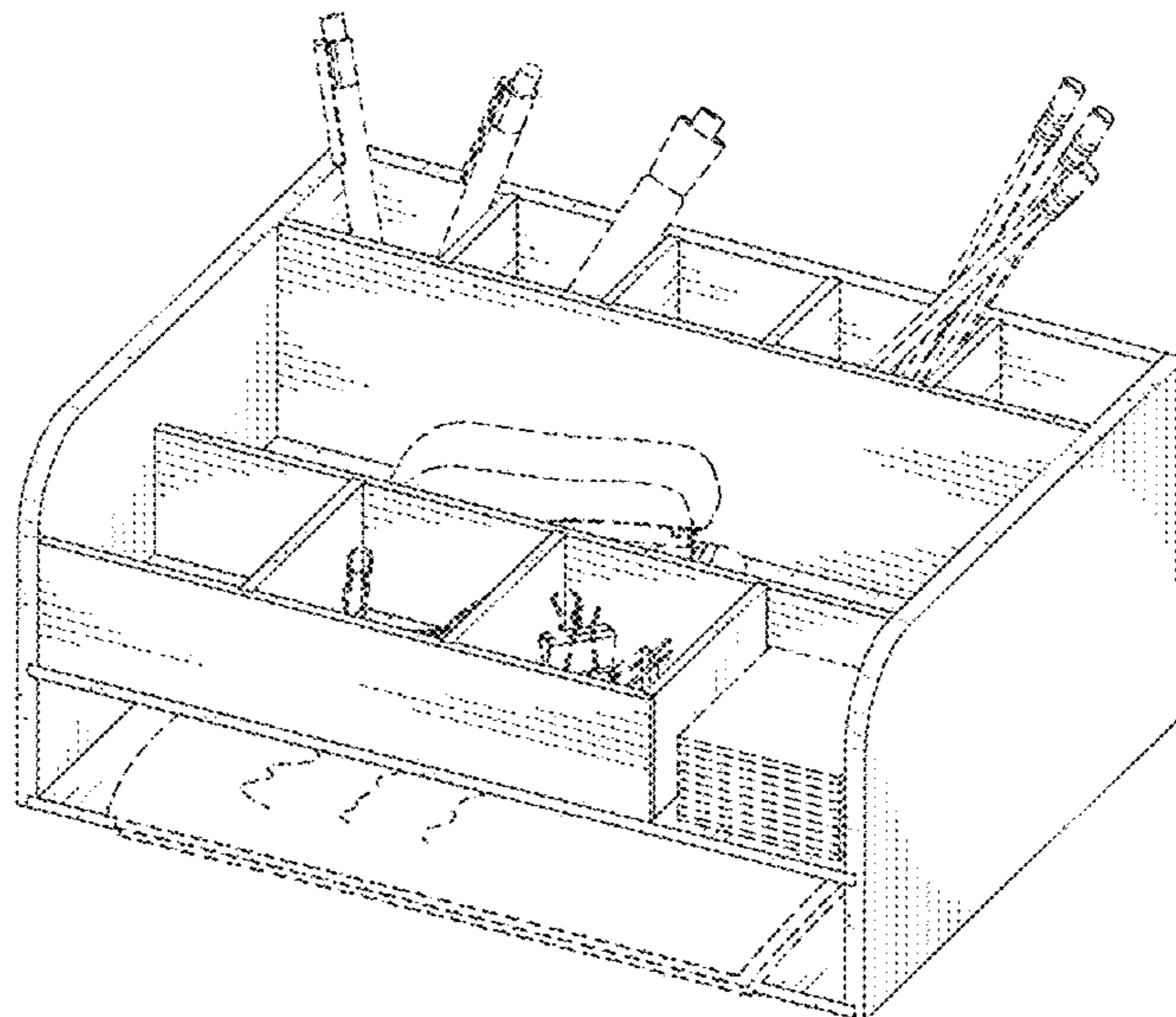
FIG. 6 is an end view of the desk organizer of the present invention.

FIG. 7 is the opposite end view of the desk organizer of the present invention; and,

FIG. 8 is the perspective front view of the desk organizer of the present invention in its use condition.

The broken lines are included for the purpose of showing articles in the environment that form no part of the claimed design.

1 Claim, 8 Drawing Sheets



(56)

References Cited

U.S. PATENT DOCUMENTS

D462,874 S *	9/2002	Simcox	D3/313
D585,494 S *	1/2009	Yoshikawa	D19/78
D585,495 S *	1/2009	Yoshikawa	D19/78
D713,455 S *	9/2014	Chuang	D19/78
D713,456 S *	9/2014	Chuang	D19/78
D804,570 S *	12/2017	Okene	D19/78
D825,658 S *	8/2018	Okene	D19/78
D825,922 S *	8/2018	He	D3/304
D851,402 S *	6/2019	Best	D3/304
2006/0196837 A1 *	9/2006	Dao	A47G 23/0216 211/11

* cited by examiner




FIG. 1

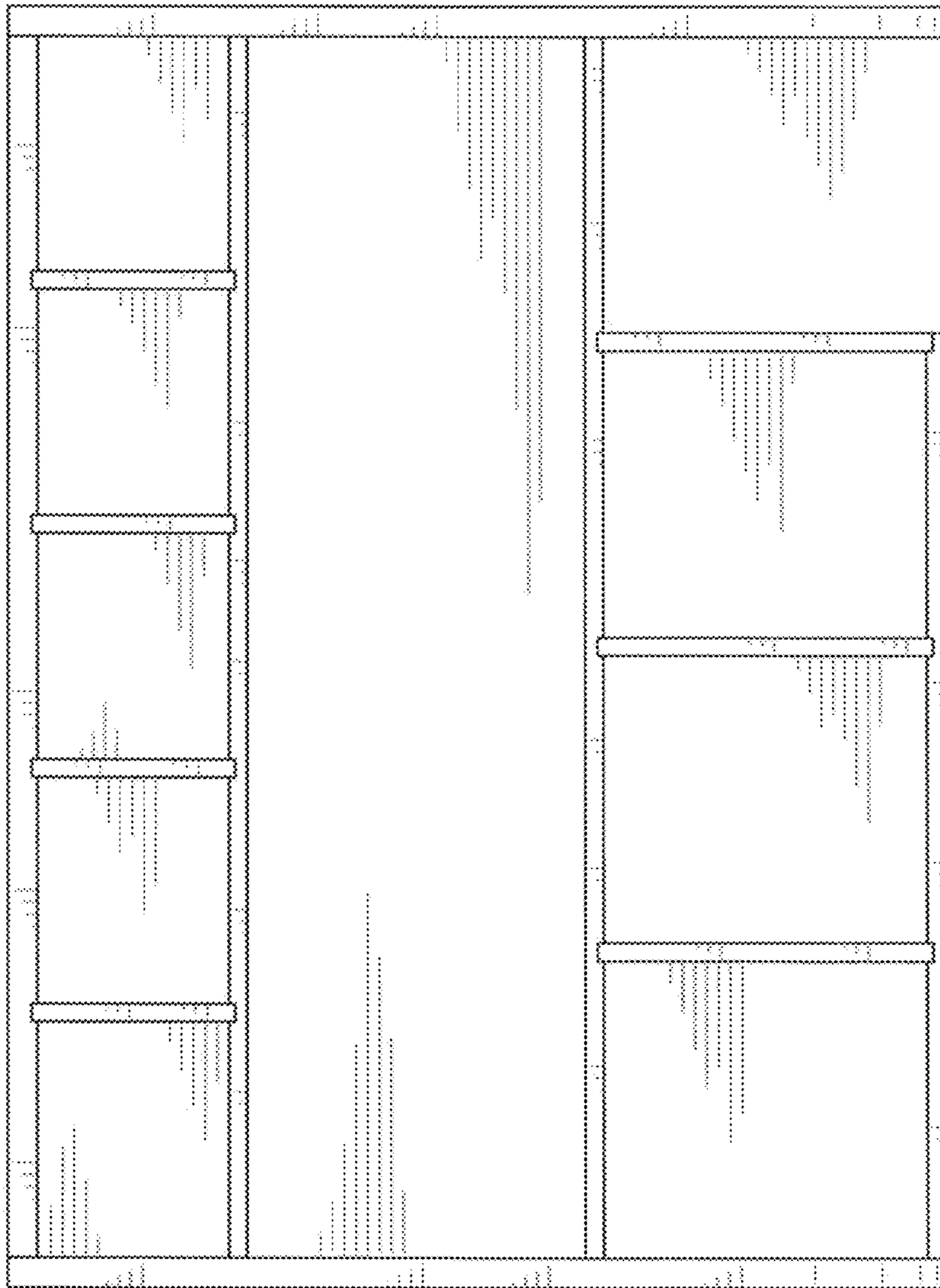


FIG. 2

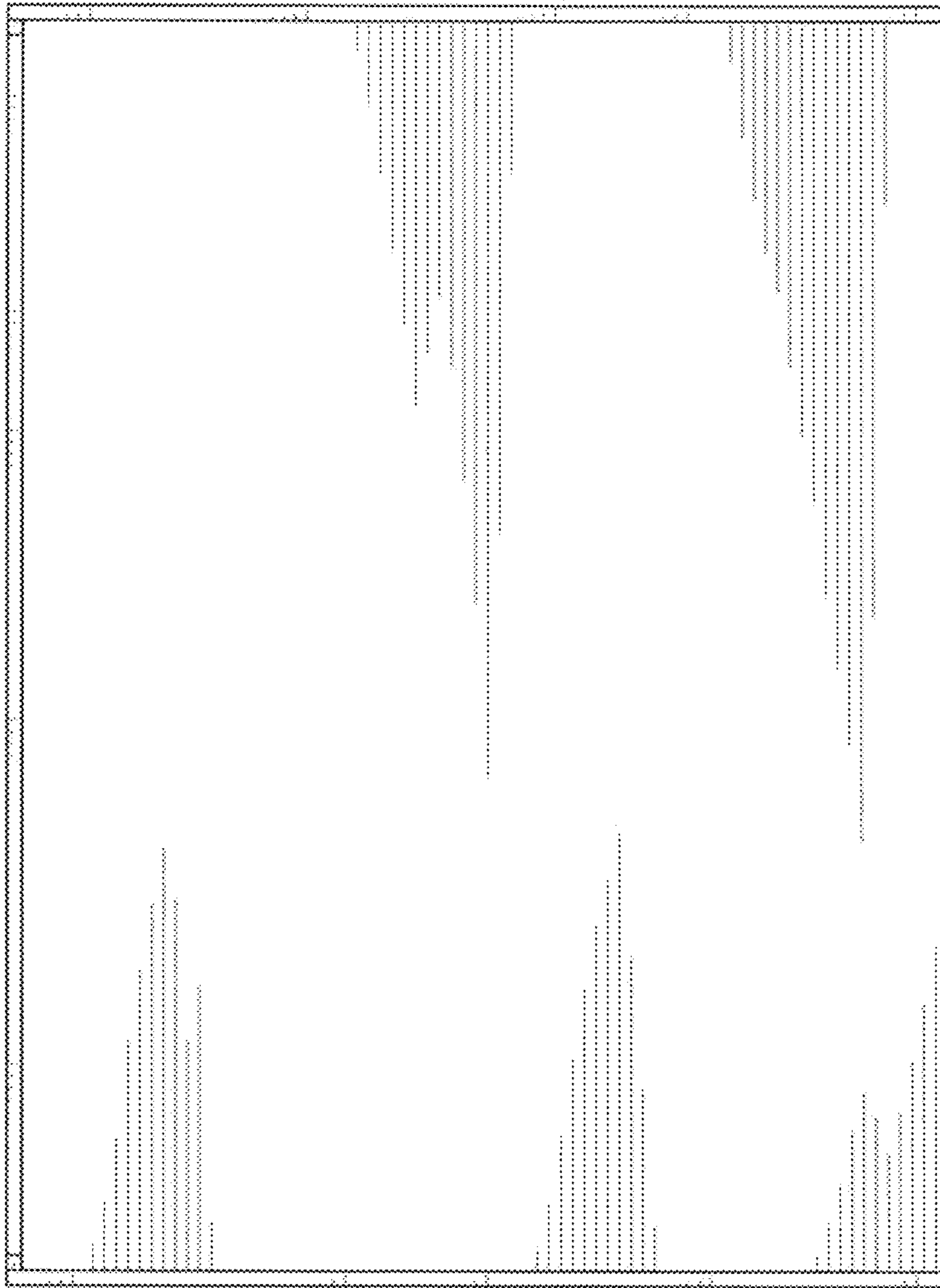


FIG. 3

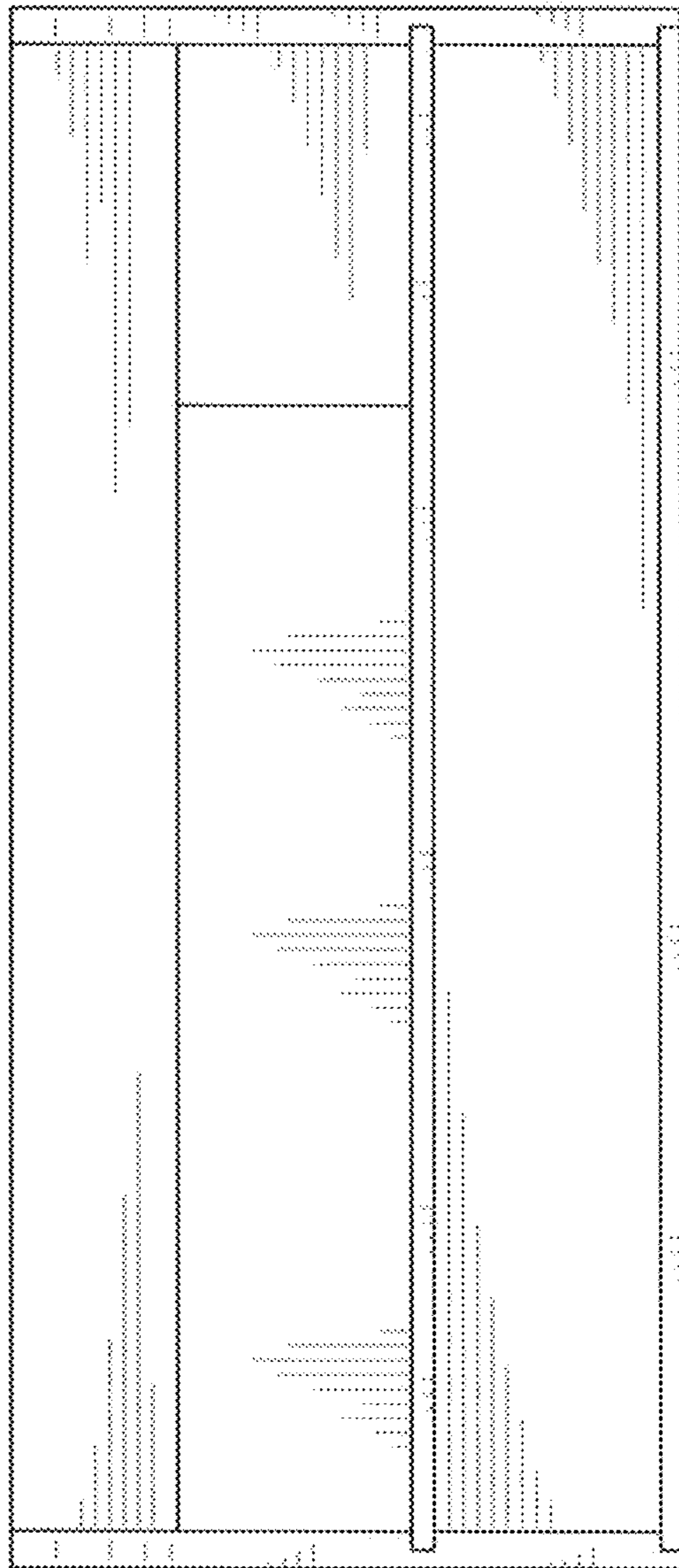


FIG. 4




FIG. 5

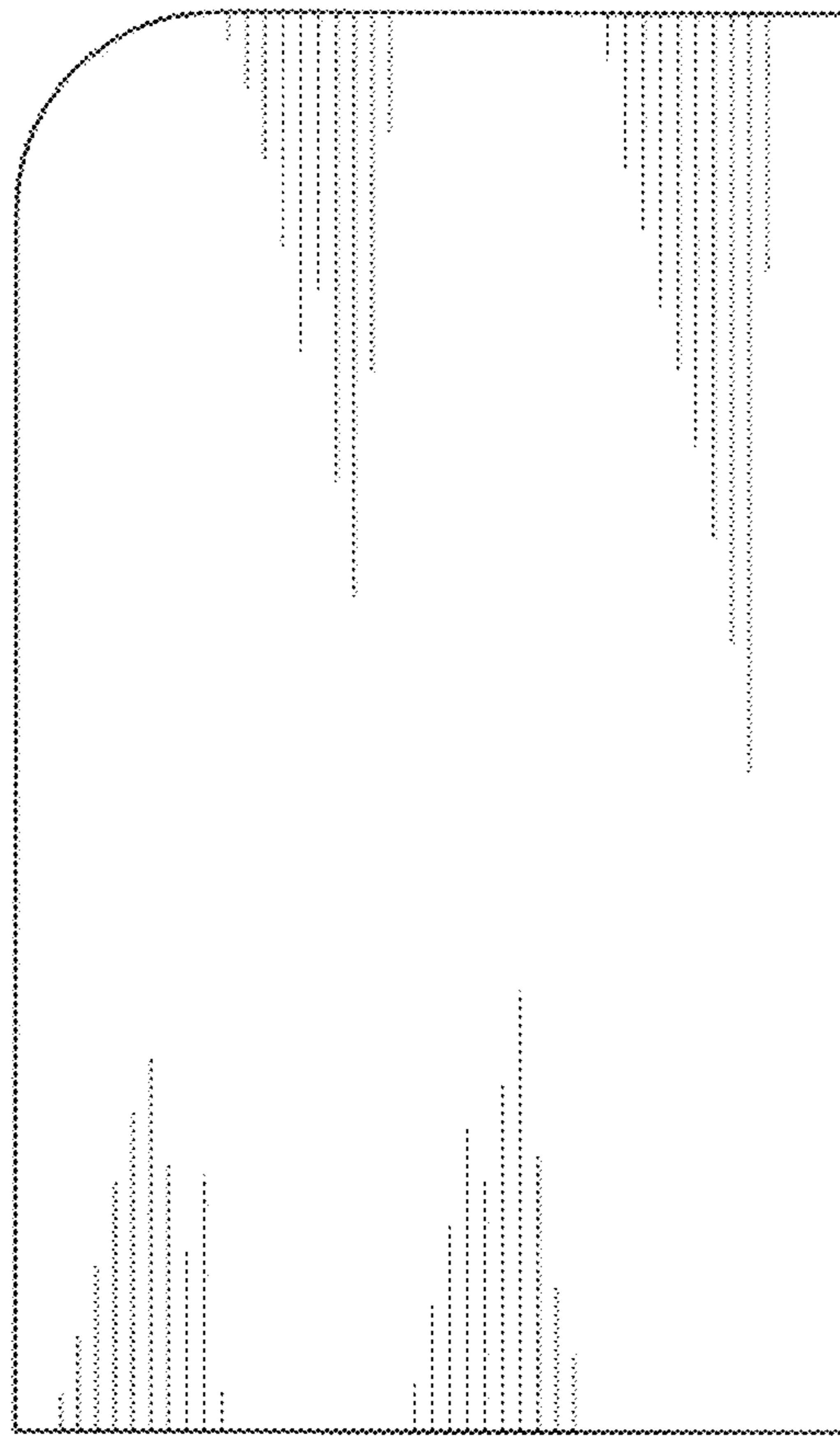


FIG. 6




FIG. 7

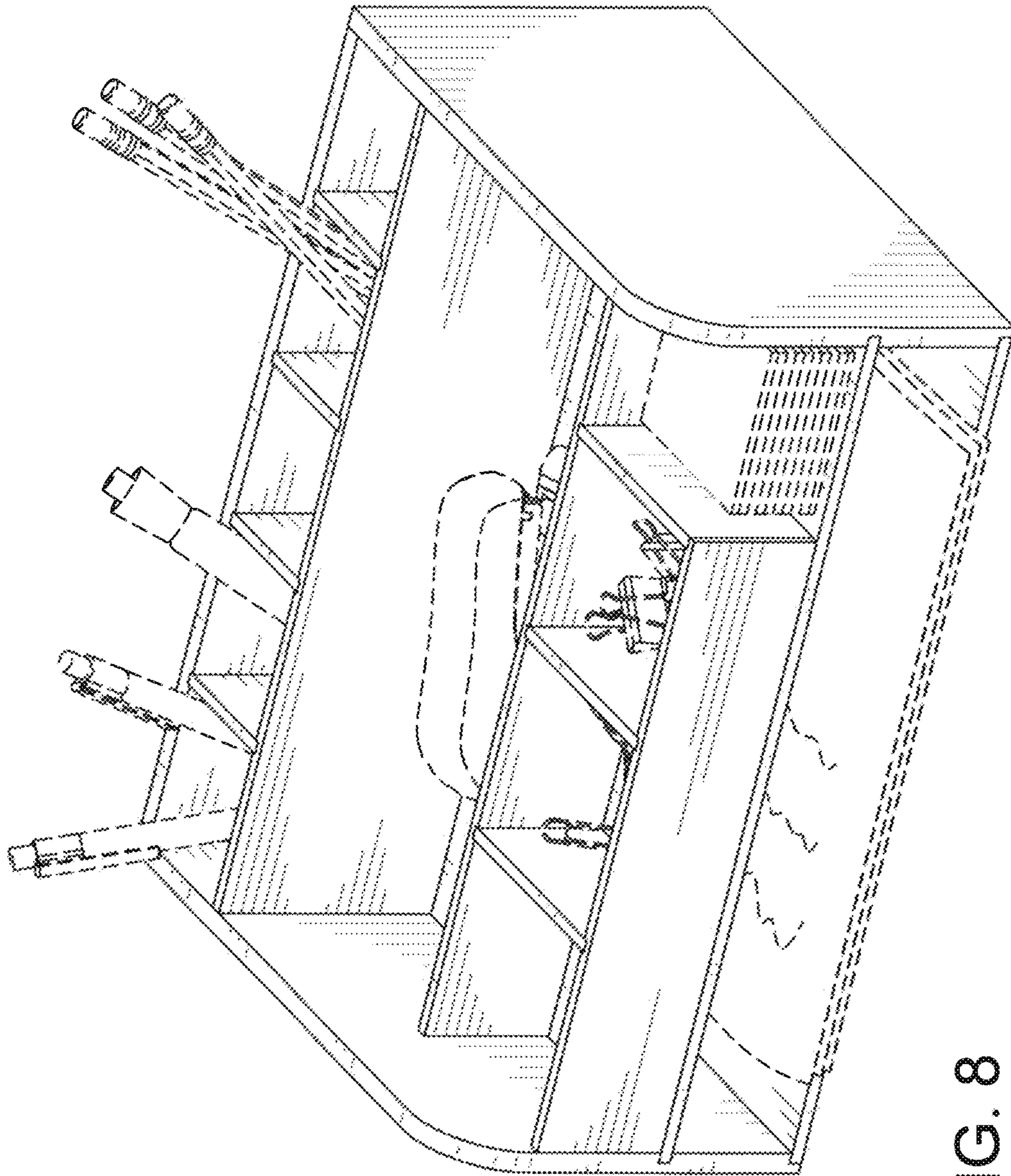


FIG. 8