



US00D914801S

(12) **United States Design Patent**
Stecklein

(10) **Patent No.:** **US D914,801 S**

(45) **Date of Patent:** **** Mar. 30, 2021**

(54) **DEMONSTRATIVE ANCESTRY DEGREES DISPLAY**

D708,852 S * 7/2014 Ghiorgie D3/310
D827,855 S * 9/2018 Bournot D24/224
D872,798 S * 1/2020 Bournot D19/62
2009/0298022 A1 * 12/2009 Fanning G09B 19/02
434/187

(71) Applicant: **Gary Stecklein**, Burrton, KS (US)

(72) Inventor: **Gary Stecklein**, Burrton, KS (US)

(**) Term: **15 Years**

FOREIGN PATENT DOCUMENTS

GB 2014051 A * 8/1979 A63F 3/0449

(21) Appl. No.: **29/686,336**

OTHER PUBLICATIONS

(22) Filed: **Apr. 3, 2019**

Whole Building Design Guide. Link: <https://www.wbdg.org/space-types/mail-center>. Nov. 5, 2019. Mail Center by National Institute of Building Sciences. (Year: 2019).*

(51) **LOC (13) Cl.** **19-07**

(52) **U.S. Cl.**

National Mailboxes. Link: <https://www.nationalmailboxes.com/product/free-standing-mail-stand-enclosure-with-4c-horizontal-mailbox-unit-includes-15...> Visited Jul. 24, 2020. Free-Standing Mail Stand Enclosure with 4C Horizontal Mailbox Unit. (Year: 2020).*

USPC **D19/62**; D6/671

(58) **Field of Classification Search**

USPC D19/59-64; D6/671

CPC .. G06N 99/005; A47B 43/00; A47B 2210/00;

A47G 88/00

See application file for complete search history.

* cited by examiner

(56) **References Cited**

Primary Examiner — Lauren D McVey

U.S. PATENT DOCUMENTS

(74) *Attorney, Agent, or Firm* — Kenneth H. Jack; Davis & Jack, LLC

1,491,786 A * 4/1924 Bruckshaw E05G 1/08
109/56

3,790,244 A * 2/1974 Stackhouse A47G 29/20
312/215

3,837,299 A * 9/1974 McClellan A47B 96/04
109/56

4,073,554 A * 2/1978 Oder A47B 87/02
109/53

D292,761 S * 11/1987 Dewart D6/671

5,466,058 A * 11/1995 Chan A47B 47/0075
312/111

5,820,018 A * 10/1998 Stacy A47G 29/16
232/24

D515,813 S * 2/2006 Roberson D3/319

D654,723 S * 2/2012 Gormezano D6/671.1

(57) **CLAIM**

An ornamental design for a demonstrative ancestry degrees display, as shown.

DESCRIPTION

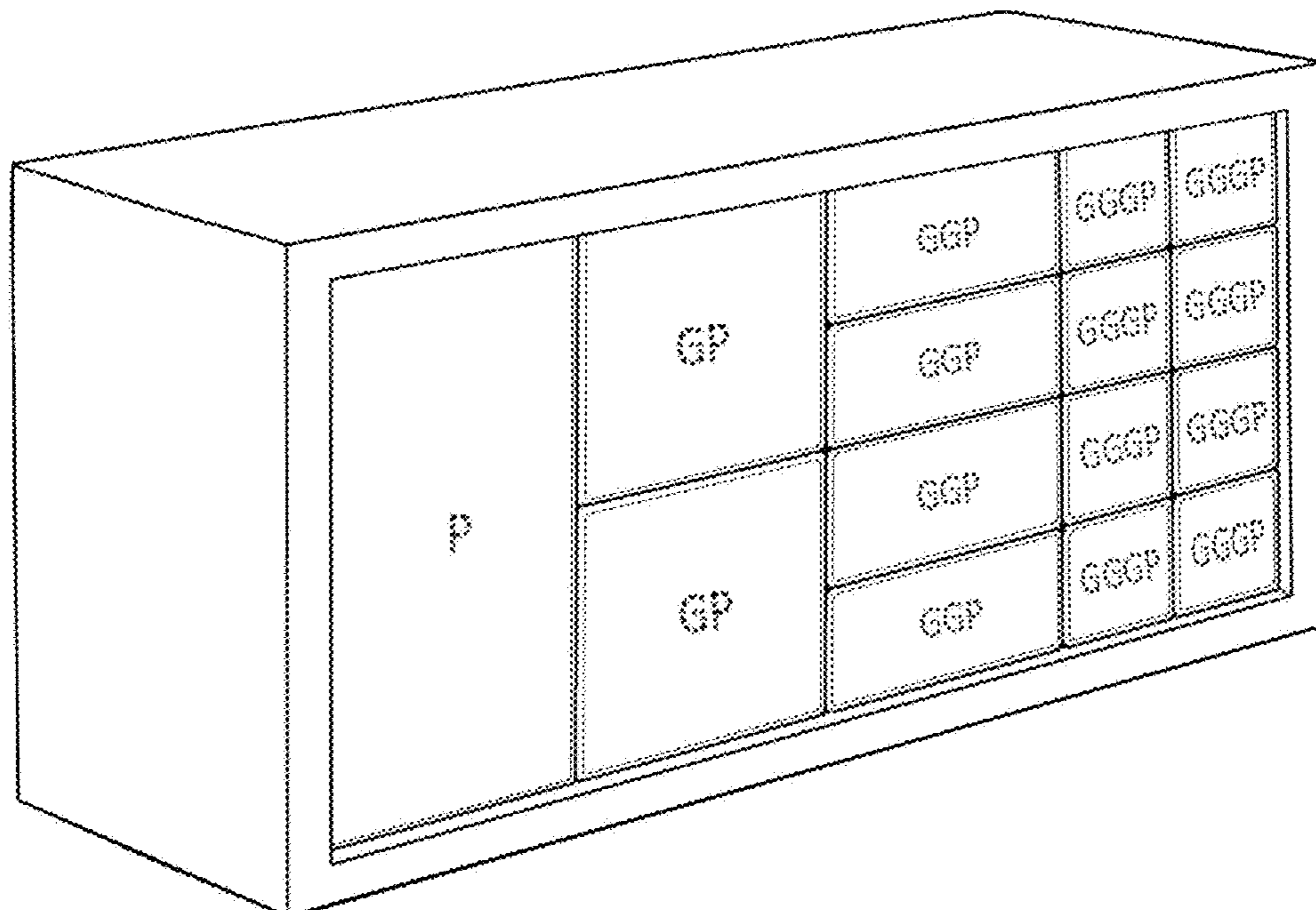
FIG. 1 is a top front perspective view of a demonstrative ancestry degrees display showing my new design;

FIG. 2 is a bottom front perspective view thereof; and,

FIG. 3 is a rear perspective view thereof.

The broken lines depict the bounds of the claimed design and form no part of the claimed design.

1 Claim, 3 Drawing Sheets



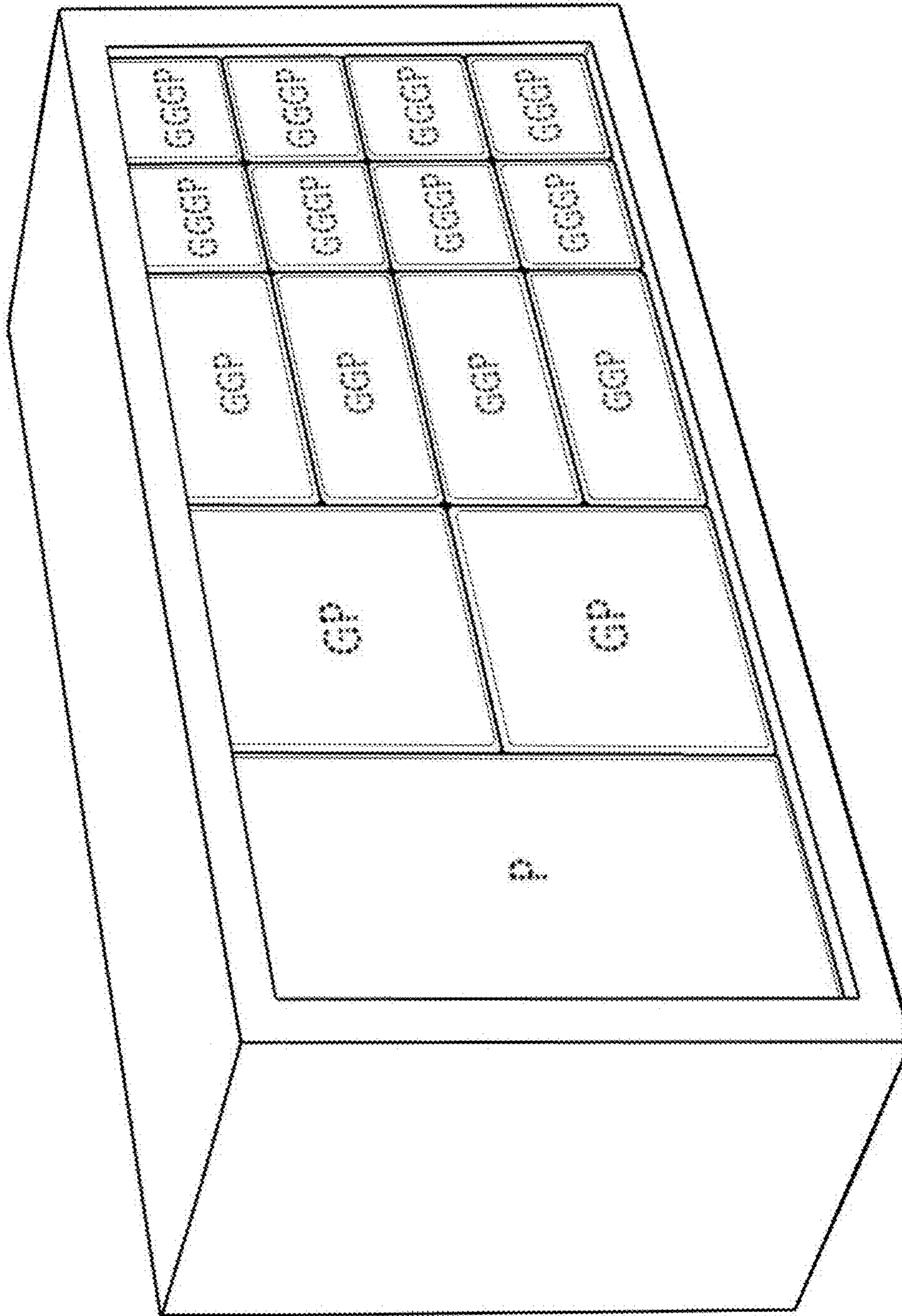


Figure 1

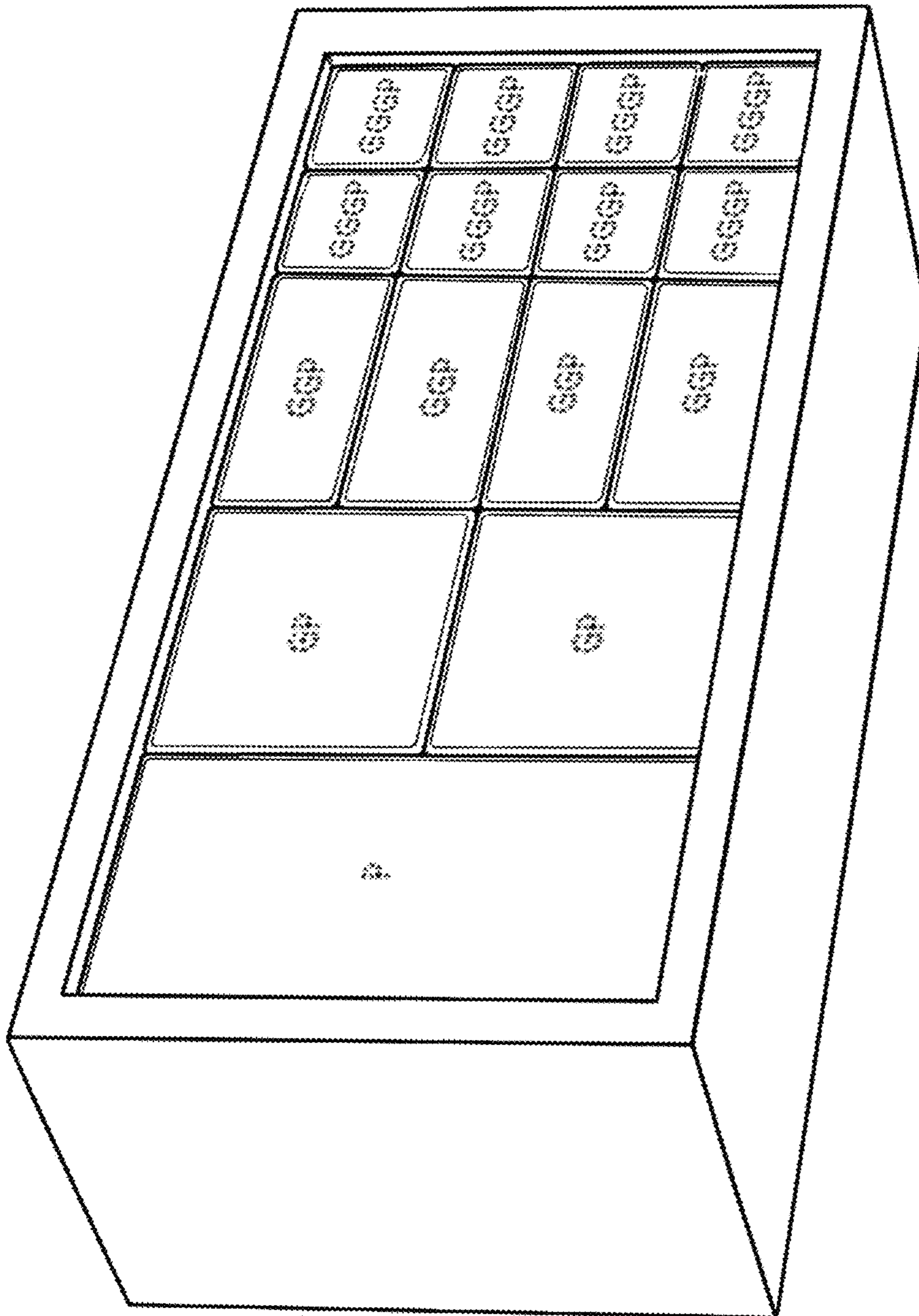


Figure 2

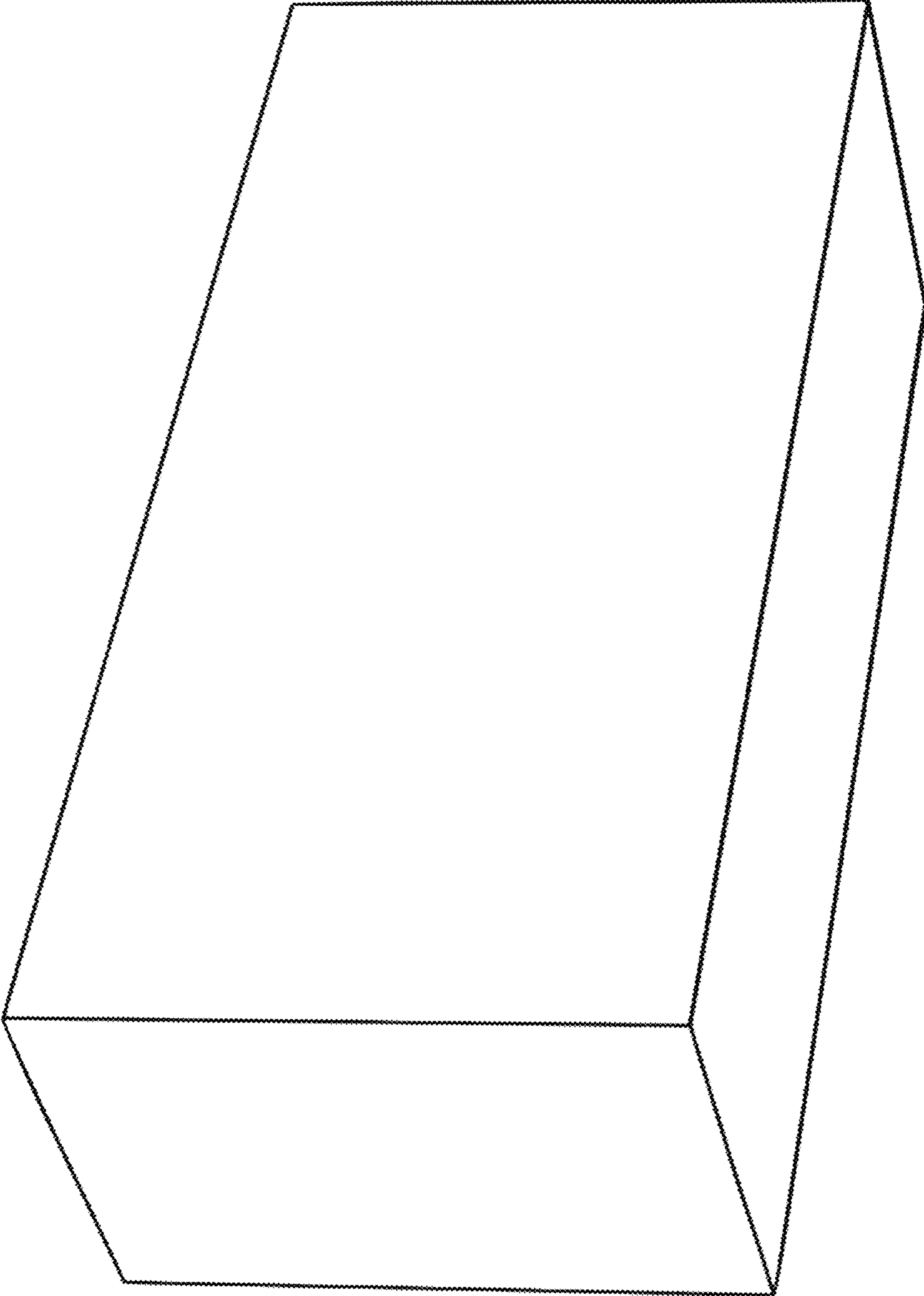


Figure 3