



US00D914696S

(12) **United States Design Patent** (10) **Patent No.:** **US D914,696 S**
Kögler (45) **Date of Patent:** **** Mar. 30, 2021**

(54) **DISPLAY SCREEN OR PORTION THEREOF WITH GRAPHICAL USER INTERFACE**

(71) Applicant: **VOLKSWAGEN AKTIENGESELLSCHAFT, Wolfsburg (DE)**

(72) Inventor: **Indra-Lena Kögler, Wolfsburg (DE)**

(73) Assignee: **VOLKSWAGEN AKTIENGESELLSCHAFT, Wolfsburg (DE)**

(**) Term: **15 Years**

(21) Appl. No.: **29/664,266**

(22) Filed: **Sep. 24, 2018**

(30) **Foreign Application Priority Data**

Mar. 23, 2018 (DE) 40 2018 100 313.1

(51) **LOC (13) Cl.** **14-04**

(52) **U.S. Cl.**
USPC **D14/485**

(58) **Field of Classification Search**
USPC D14/485-495
CPC G06F 17/211; G06F 17/212; G06F 3/1251;
G06F 3/0481; G06F 2203/04807
See application file for complete search history.

(56) **References Cited**

U.S. PATENT DOCUMENTS

D734,343 S * 7/2015 Yamasaki D14/485
D754,190 S * 4/2016 Mariet D14/489
D754,203 S * 4/2016 Mariet D14/491
D754,204 S * 4/2016 Mariet D14/491
D775,650 S * 1/2017 Zhao D14/486
D784,371 S * 4/2017 Loosli D14/485
D792,424 S * 7/2017 Meegan D14/485

D801,367 S * 10/2017 Chaudhri D14/486
D803,249 S * 11/2017 Masuda D14/486
D809,532 S * 2/2018 Kato D14/485
D810,103 S * 2/2018 Kato D14/485
D814,484 S * 4/2018 Hiljanen D14/485
D819,683 S * 6/2018 Zhang D14/488
D820,285 S * 6/2018 Haverinen D14/485
D820,863 S * 6/2018 Zhang D14/486
D823,881 S * 7/2018 Pintus D14/486
D829,227 S * 9/2018 Zhang D14/486
D835,126 S * 12/2018 Sakata D14/485
D842,331 S * 3/2019 Guo D14/488
D847,176 S * 4/2019 Zhong D14/486
D847,177 S * 4/2019 Ma D14/486
D852,822 S * 7/2019 Hofner D14/485
D852,824 S * 7/2019 Selwa D14/485
D854,548 S * 7/2019 Ro D14/485
D867,394 S * 11/2019 Tzarnotzky D14/492

(Continued)

FOREIGN PATENT DOCUMENTS

DE 402016100066.8 3/2016
DE 402016100397.7 5/2016
DE 402016101382.4 10/2017

Primary Examiner — Daniel J Domino

(74) *Attorney, Agent, or Firm* — Lucas & Mercanti, LLP; Klaus P. Stoffel

(57) **CLAIM**


The ornamental design for a display screen or portion thereof with graphical user interface, as shown and described.

DESCRIPTION

FIG. 1 is a front view of a display screen or portion thereof with graphical user interface showing my new design; and, FIG. 2 is a second embodiment thereof.

The broken lines showing a display screen illustrate portions of the article, and form no part of the claimed design.

1 Claim, 1 Drawing Sheet



(56)

References Cited

U.S. PATENT DOCUMENTS

D872,751 S *	1/2020	Ziezold	D14/485
D877,158 S *	3/2020	Xiong	D14/485
D878,394 S *	3/2020	Ziezold	D14/485
D879,798 S *	3/2020	Nook	D14/485

* cited by examiner

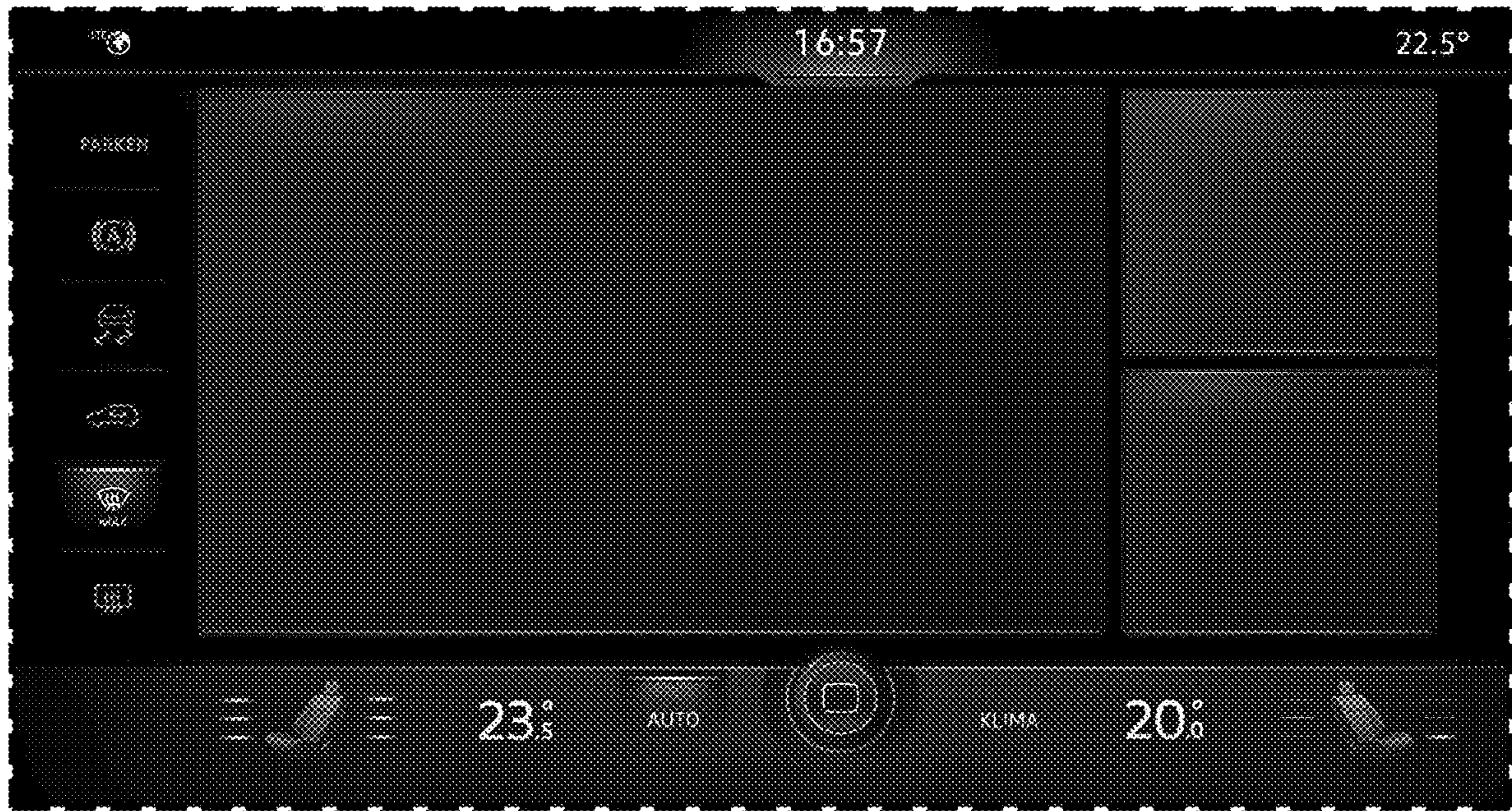


FIG. 1

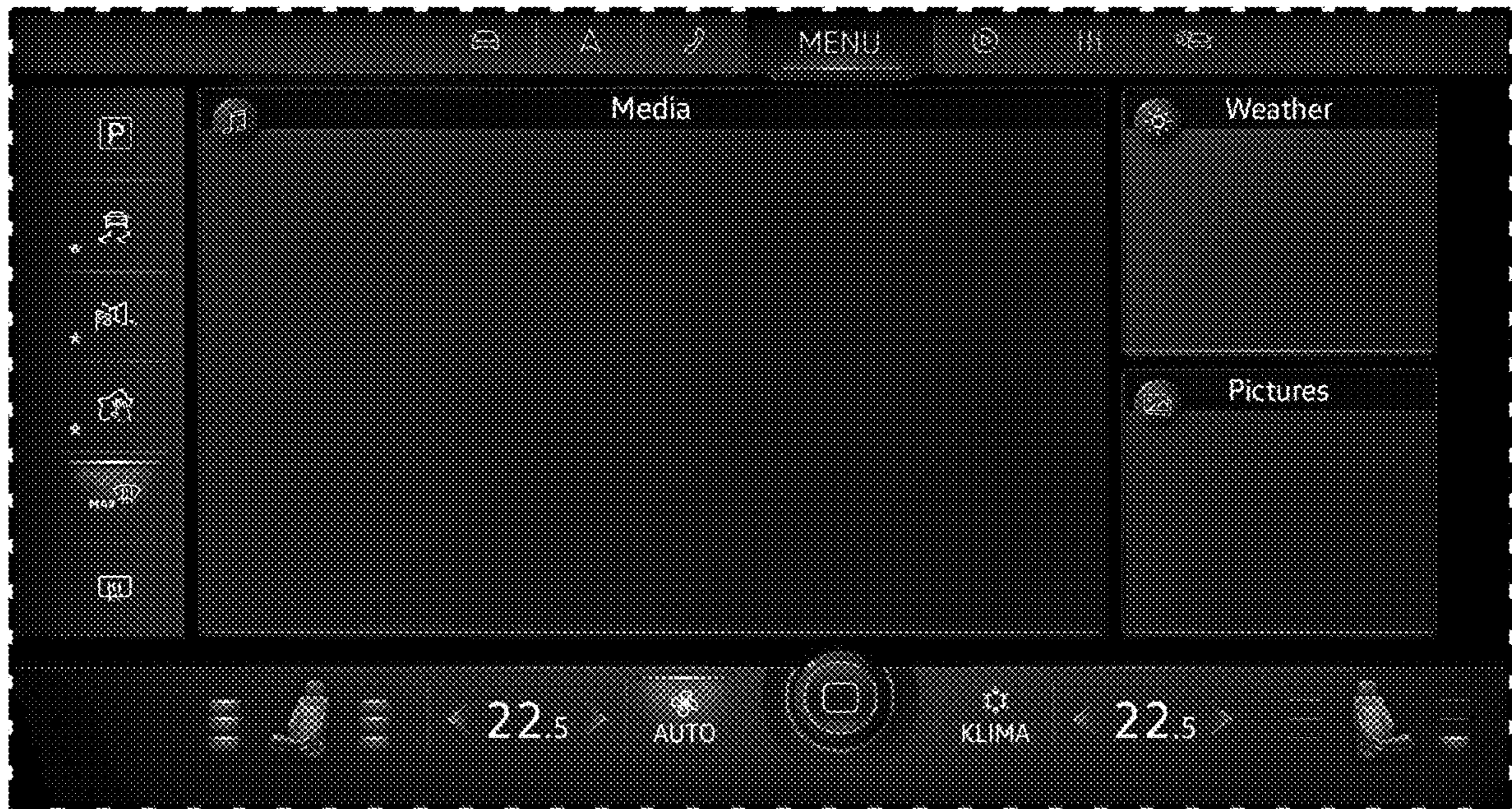


FIG. 2