



US00D914694S

(12) **United States Design Patent**  
**Nardi**

(10) **Patent No.:** **US D914,694 S**  
(45) **Date of Patent:** **\*\* Mar. 30, 2021**

(54) **COMPUTER PRIVACY KEYBOARD  
FUNCTION BUTTON**

2008/0131184 A1\* 6/2008 Brown ..... G06F 3/0238  
400/490

(71) Applicant: **Matteo Nardi**, San Bonifacio (IT)

\* cited by examiner

(72) Inventor: **Matteo Nardi**, San Bonifacio (IT)

*Primary Examiner* — Keli L Hill

(\*\*) Term: **15 Years**

*Assistant Examiner* — Harold E Blackwell, II

(21) Appl. No.: **29/689,956**

(74) *Attorney, Agent, or Firm* — Noli IP Solutions PC

(22) Filed: **May 3, 2019**

(57) **CLAIM**

The ornamental design for a computer privacy keyboard function button, as shown and described.

(51) **LOC (13) Cl.** ..... **14-02**

**DESCRIPTION**

(52) **U.S. Cl.**

USPC ..... **D14/456**

(58) **Field of Classification Search**

USPC ..... D14/391–399, 455, 456, 385

CPC ..... H01H 2219/036; H01H 2219/054; H01H  
2223/03; B41J 5/12

See application file for complete search history.

FIG. 1 is a top perspective elevational view of a computer privacy keyboard function button.

FIG. 2 is a top elevational view of the computer privacy keyboard function button.

FIG. 3 is a front side elevational view of the computer privacy keyboard function button.

FIG. 4 is a left side elevational view of the computer privacy keyboard function button.

FIG. 5 is a back side elevational view of the computer privacy keyboard function button.

FIG. 6 is a right side elevational view of the computer privacy keyboard function button.

FIG. 7 is a bottom side elevational view of the computer privacy keyboard function button; and,

FIG. 8 is a top elevational view of the computer privacy keyboard function button, shown in an environment of use.



The broken line showing of a keyboard in FIG. 8 illustrates environment of the article, while all other broken lines are included for the purpose of illustrating portions of the computer privacy keyboard function button; the broken lines form no part of the claimed design.

(56) **References Cited**

**U.S. PATENT DOCUMENTS**

4,997,998	A *	3/1991	Bauer	.....	B41J 5/102 200/315
D525,980	S *	8/2006	Wang	.....	D14/456
D580,079	S *	11/2008	van der Lande	.....	D26/47
D612,388	S *	3/2010	Chan	.....	D14/456
8,653,389	B2 *	2/2014	Liang	.....	H01H 3/125 200/341
9,087,650	B2 *	7/2015	Ma	.....	H01H 3/122
9,395,822	B2 *	7/2016	Hinz	.....	G06F 3/0238
9,773,623	B2 *	9/2017	Lin	.....	H01H 3/122
9,875,863	B2 *	1/2018	Hsiao	.....	H01H 13/14
10,115,538	B2 *	10/2018	Wang	.....	F21V 3/062
D879,214	S *	3/2020	Cadiente	.....	D21/623
10,815,350	B2 *	10/2020	Kao	.....	C08J 7/0427

**1 Claim, 5 Drawing Sheets**






FIG. 1




FIG. 2

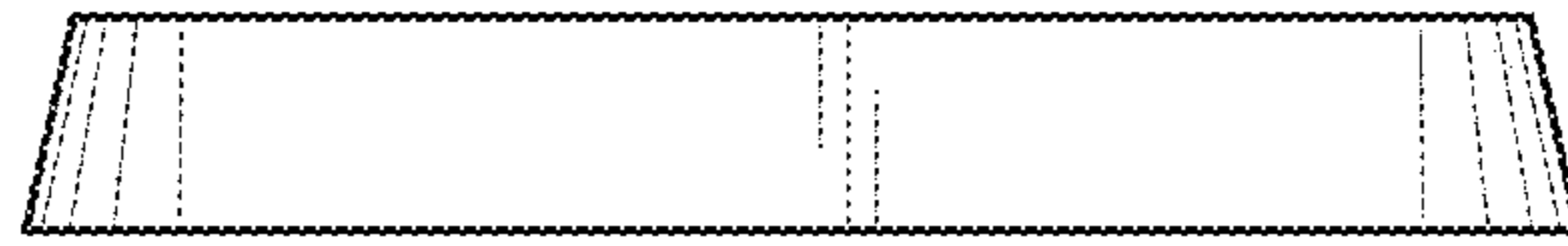


FIG. 3

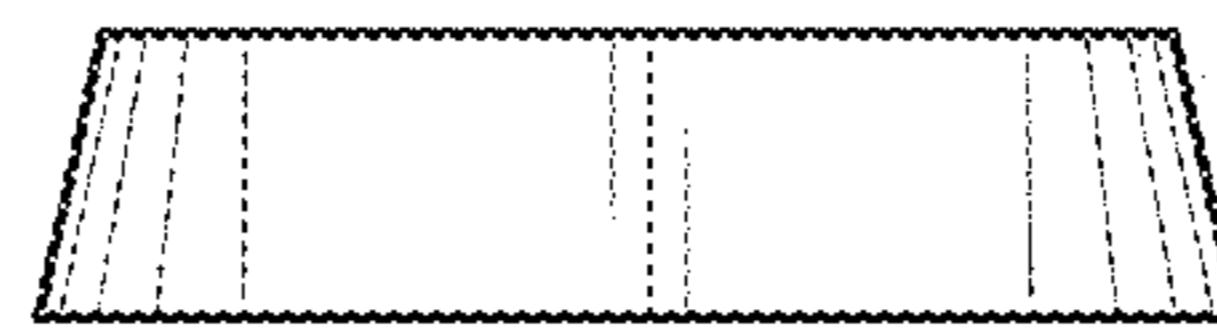


FIG. 4

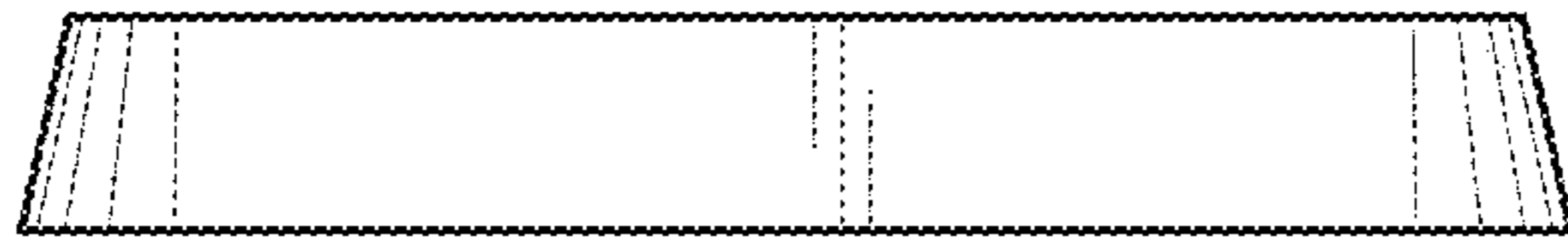


FIG. 5

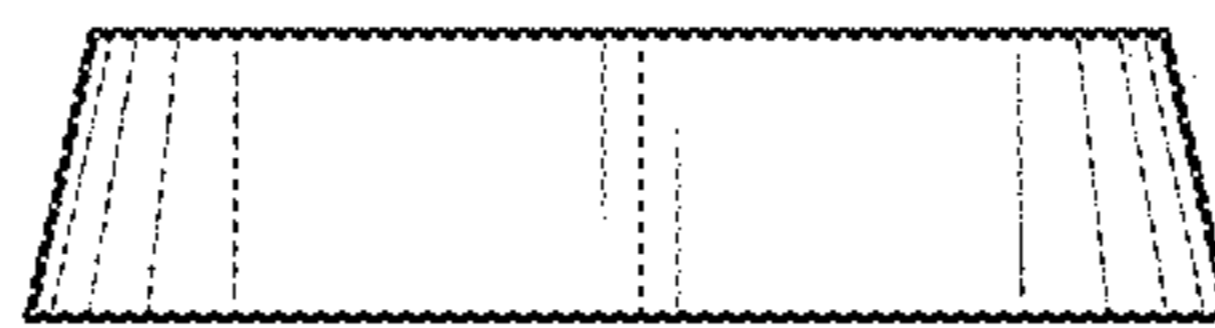


FIG. 6



FIG. 7




FIG. 8