



US00D914687S

(12) **United States Design Patent**
Wei et al.

(10) **Patent No.:** **US D914,687 S**
(45) **Date of Patent:** **** Mar. 30, 2021**

(54) **NOTEBOOK COMPUTER**

(71) Applicants: **Jen-Ting Wei**, Taipei (TW);
Chen-Cheng Wang, Taipei (TW);
Chun-Chieh Chen, Taipei (TW)

(72) Inventors: **Jen-Ting Wei**, Taipei (TW);
Chen-Cheng Wang, Taipei (TW);
Chun-Chieh Chen, Taipei (TW)

(73) Assignee: **COMPAL ELECTRONICS, INC.**,
Taipei (TW)

(**) Term: **15 Years**

(21) Appl. No.: **29/667,947**

(22) Filed: **Oct. 25, 2018**

(51) **LOC (13) Cl.** **14-02**

(52) **U.S. Cl.**
USPC **D14/439**; D19/83; D14/327

(58) **Field of Classification Search**
USPC D14/315–327, 331, 334–336, 339–340,
D14/371, 373–374, 342, 347, 389–390,
(Continued)

(56) **References Cited**

U.S. PATENT DOCUMENTS

D184,031 S * 12/1958 Steinberg D19/84
D201,479 S * 6/1965 Green D19/84
(Continued)

OTHER PUBLICATIONS

Bohn, Dieter, Microsoft Surface Pro X Review: Heartbreaker,
posted at The Verge, posting date Nov. 5, 2019. Site visited Aug. 10,
2020. URL: <<https://www.theverge.com/2019/11/5/20948092/microsoft-surface-pro-x-review-arm-windows-10-apps-features-specs-price>> (Year: 2019).*

(Continued)

Primary Examiner — Kathleen L Jones

(74) *Attorney, Agent, or Firm* — JCIPRNET

(57) **CLAIM**

The ornamental design for a notebook computer, as shown and described.

DESCRIPTION

FIG. 1 is a perspective view of a notebook computer showing our new design in a first open configuration; FIG. 2 is a front view thereof; FIG. 3 is a rear view thereof; FIG. 4 is a left side view thereof; FIG. 5 is a right side view thereof; FIG. 6 is a top view thereof; FIG. 7 is a bottom view thereof; FIG. 8 is another perspective view thereof shown within an alternative broken line environment of use with a stylus inserted; FIG. 9 is a perspective view of the notebook computer in a closed configuration; FIG. 10 is another perspective view thereof shown within an alternative broken line environment of use with a stylus inserted; FIG. 11 is a perspective view of the notebook computer in a second open configuration; FIG. 12 is another perspective view thereof shown within an alternative broken line environment of use with a stylus inserted; FIG. 13 is a perspective view of the notebook computer in a third open configuration; FIG. 14 is another perspective view thereof shown within an alternative broken line environment of use with a stylus inserted; FIG. 15 is a top perspective view of the notebook computer shown in FIG. 13; FIG. 16 is an enlarged view of the indicated portion of the notebook computer labeled “16” in FIG. 15; FIG. 17 is a another top perspective view of the notebook computer shown in FIG. 15 shown within an alternative broken line environment of use with a stylus inserted; FIG. 18 is an enlarged view of the indicated portion of the notebook computer labeled “18” in FIG. 17;

(Continued)

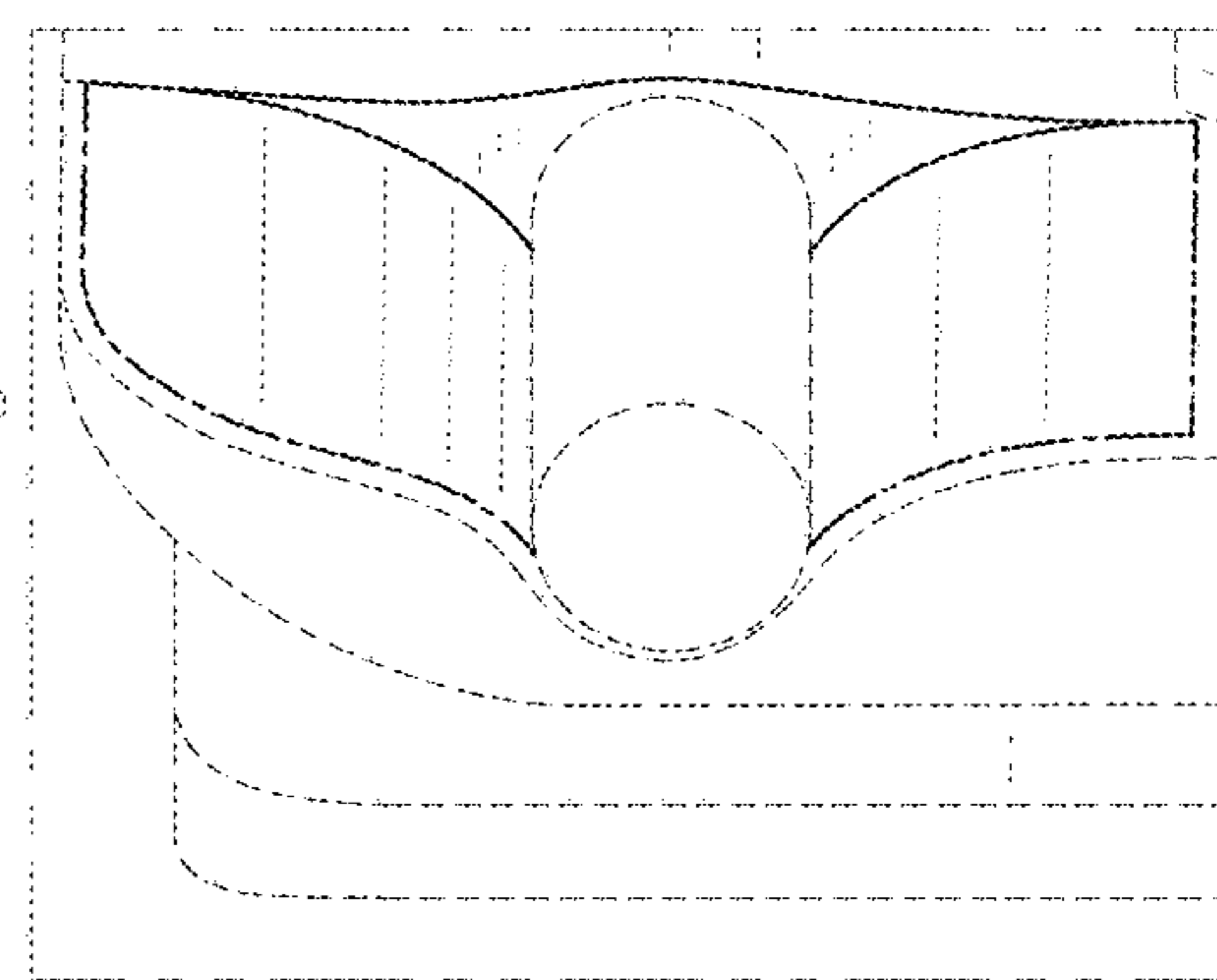
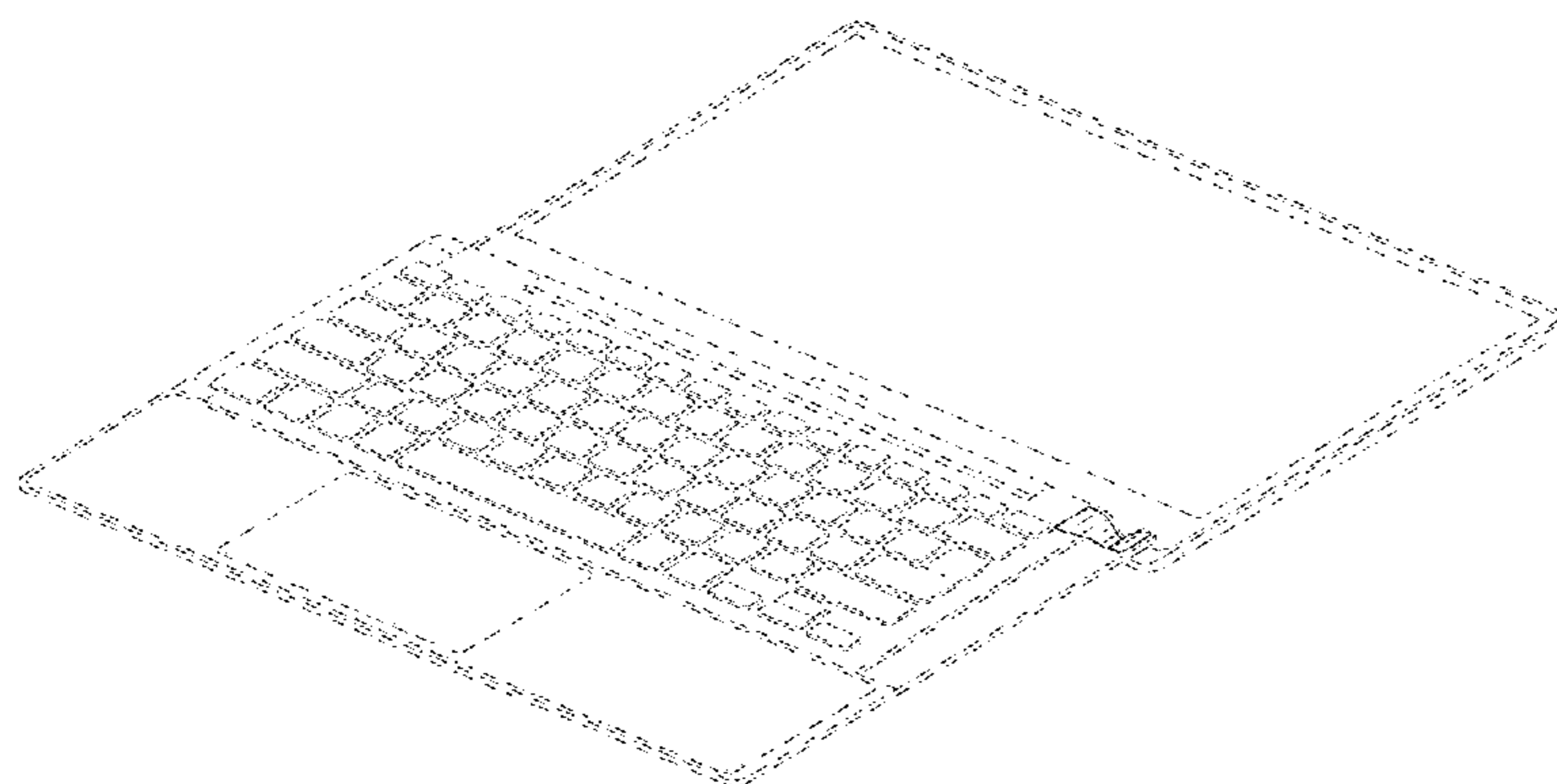


FIG. 19 is a perspective view of the notebook computer in a fourth open configuration; and,

FIG. 20 is another perspective view thereof shown within an alternative broken line environment of use with a stylus inserted.

The dashed broken lines illustrate portions of the notebook computer and form no part of the claimed design. The dot-dash broken lines define the bounds of the claimed design and form no part thereof. The broken line rectangles in FIGS. 15-18 indicating sections of the figures for which enlarged views are provided form no part of the claimed design.

1 Claim, 18 Drawing Sheets

(58) **Field of Classification Search**

USPC D14/399, 410-411, 416, 441, 455, 432, D14/439; D18/1-2, 7, 11, 12.2-12.3; D19/102, 105, 204, 77, 81, 83-84
 CPC G06F 1/1618; G06F 1/166; G06F 1/1613; G06F 1/1616; G06F 1/162; G06F 1/1622; G06F 1/1624; G06F 1/1633; G06F 1/1615; G06F 1/1643; G06F 1/1654; G06F 1/1656; G06F 1/1669; G06F 1/203; G06F 1/1688; G06F 1/1601; G06F 1/1637; G06F 1/181; G06F 1/1647; G06F 1/1649; G06F 1/165; G06F 1/1662; G06F 1/1671; G06F 1/169; G06F 1/1692; G06F 1/1884; H05K 5/0047; H05K 5/0052
 See application file for complete search history.

(56) **References Cited**

U.S. PATENT DOCUMENTS

D336,926 S * 6/1993 Brussing D19/69
 D346,591 S * 5/1994 Lee D14/342
 5,375,076 A * 12/1994 Goodrich G06F 1/1626
 361/679.17
 D393,002 S * 3/1998 Mandar D19/69
 D429,247 S * 8/2000 Larkin D14/432

D429,249 S * 8/2000 Jean D14/441
 D448,765 S * 10/2001 Cohen D14/341
 D449,603 S * 10/2001 Darty D14/342
 D462,967 S * 9/2002 Suzuki D14/315
 D487,869 S * 3/2004 Mandel D19/77
 D551,299 S * 9/2007 Paslawski D19/84
 D588,144 S * 3/2009 O'Neil D14/455
 D591,737 S * 5/2009 Morooka D14/315
 D594,008 S * 6/2009 Doczy D14/315
 D595,297 S * 6/2009 Morishita D14/315
 D639,808 S * 6/2011 Smith D14/411
 D659,134 S * 5/2012 Ahn D14/318
 D661,693 S * 6/2012 Andre D14/315
 D692,888 S * 11/2013 Moore D14/411
 D693,820 S * 11/2013 Eastwood D14/440
 D694,749 S * 12/2013 Hsu D14/315
 D706,770 S * 6/2014 Kim D14/327
 D713,401 S * 9/2014 Kubota D14/315
 D718,308 S * 11/2014 Nishizawa D14/389
 D732,523 S * 6/2015 Riddiford D14/315
 D732,533 S * 6/2015 Hirota D14/389
 D740,296 S * 10/2015 Itano D14/455
 D761,488 S * 7/2016 Alarcon D27/183
 D781,686 S * 3/2017 Rothbaum D8/356
 D787,501 S * 5/2017 Cheng D14/315
 D794,120 S * 8/2017 Takemura D19/81
 D804,466 S * 12/2017 Okuley D14/315
 D821,397 S * 6/2018 Crnkovich D14/385
 10,031,557 B1 * 7/2018 Morrison G06F 1/1616
 D832,842 S * 11/2018 Lee D14/411
 D864,202 S * 10/2019 Mitchell D14/389
 D894,895 S * 9/2020 Tzou D14/315
 2007/0159466 A1 * 7/2007 Kawell G06F 1/1662
 345/169
 2009/0231275 A1 * 9/2009 Odgers G06F 1/1692
 345/157
 2020/0159289 A1 * 5/2020 Seibert G06F 1/1669

OTHER PUBLICATIONS

Cross Jot Zone Journal Review, posted at Office Supply Geek, posting date Feb. 19, 2015. Site visited Aug. 10, 2020. URL: <<http://web.archive.org/web/20150219220927/http://officesupplygeek.com/notebook-review/book-style-binding/cross-jot-zone-journal-review/>> (Year: 2015).*

* cited by examiner

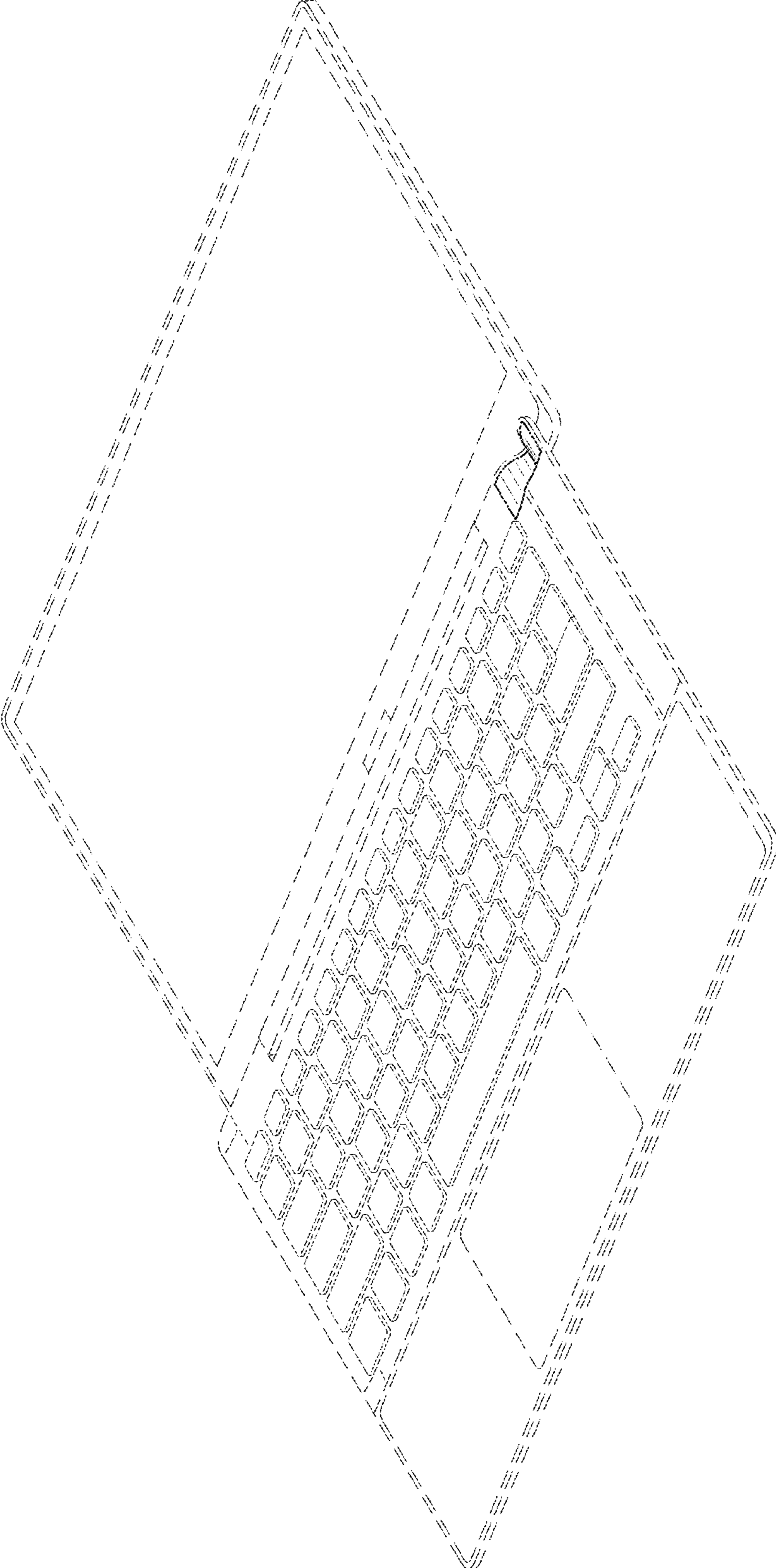


FIG. 1

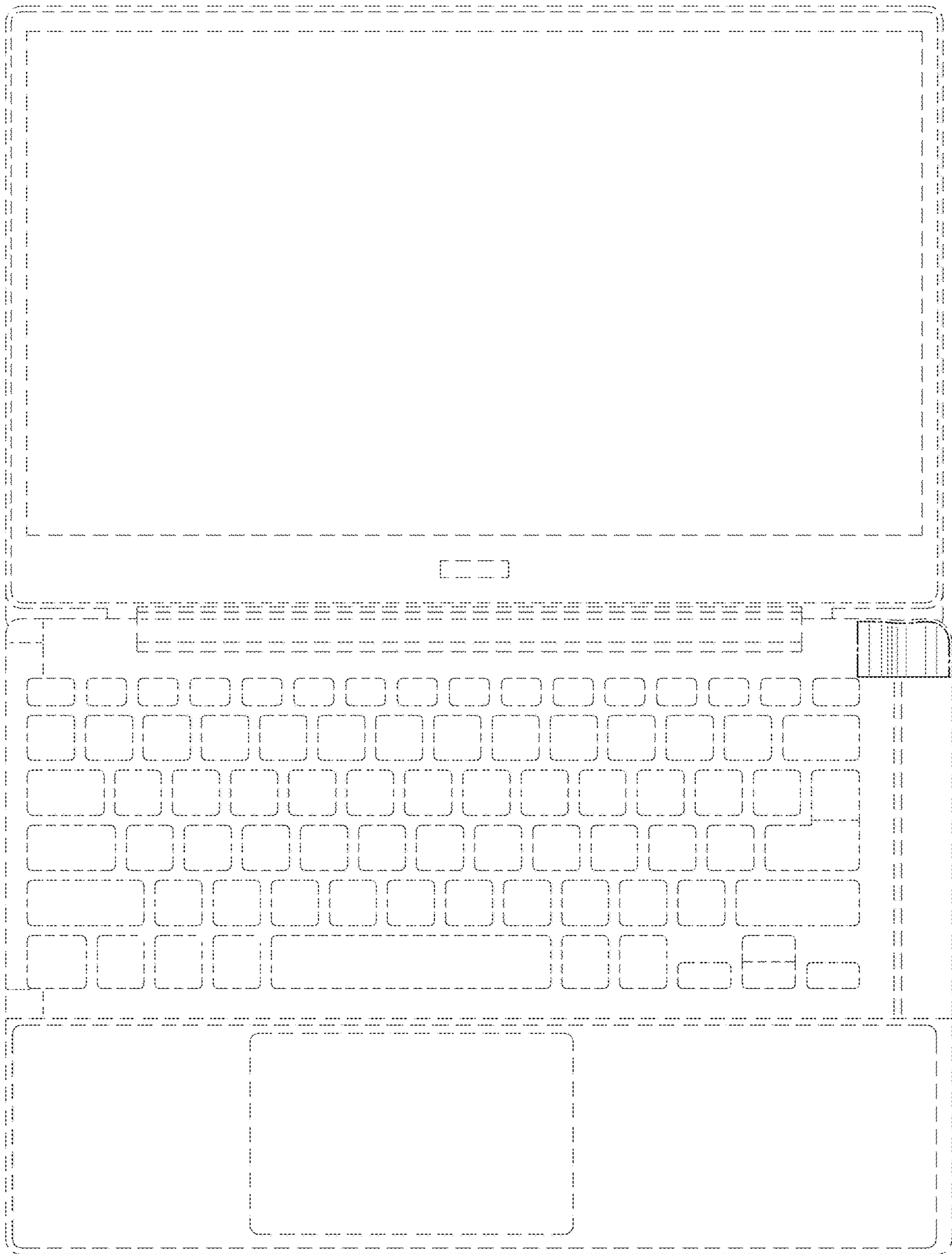


FIG. 2




FIG. 3

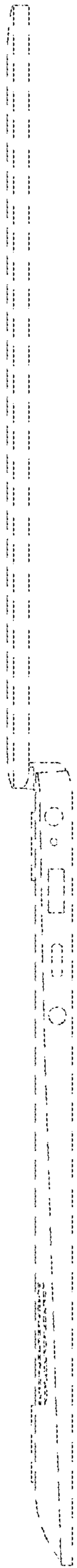


FIG. 4

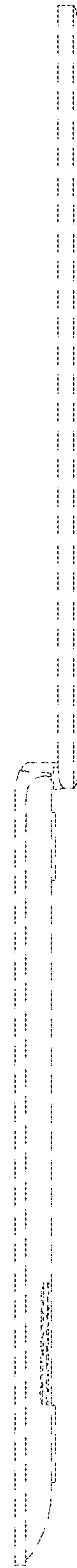


FIG. 5




FIG. 6



FIG. 7

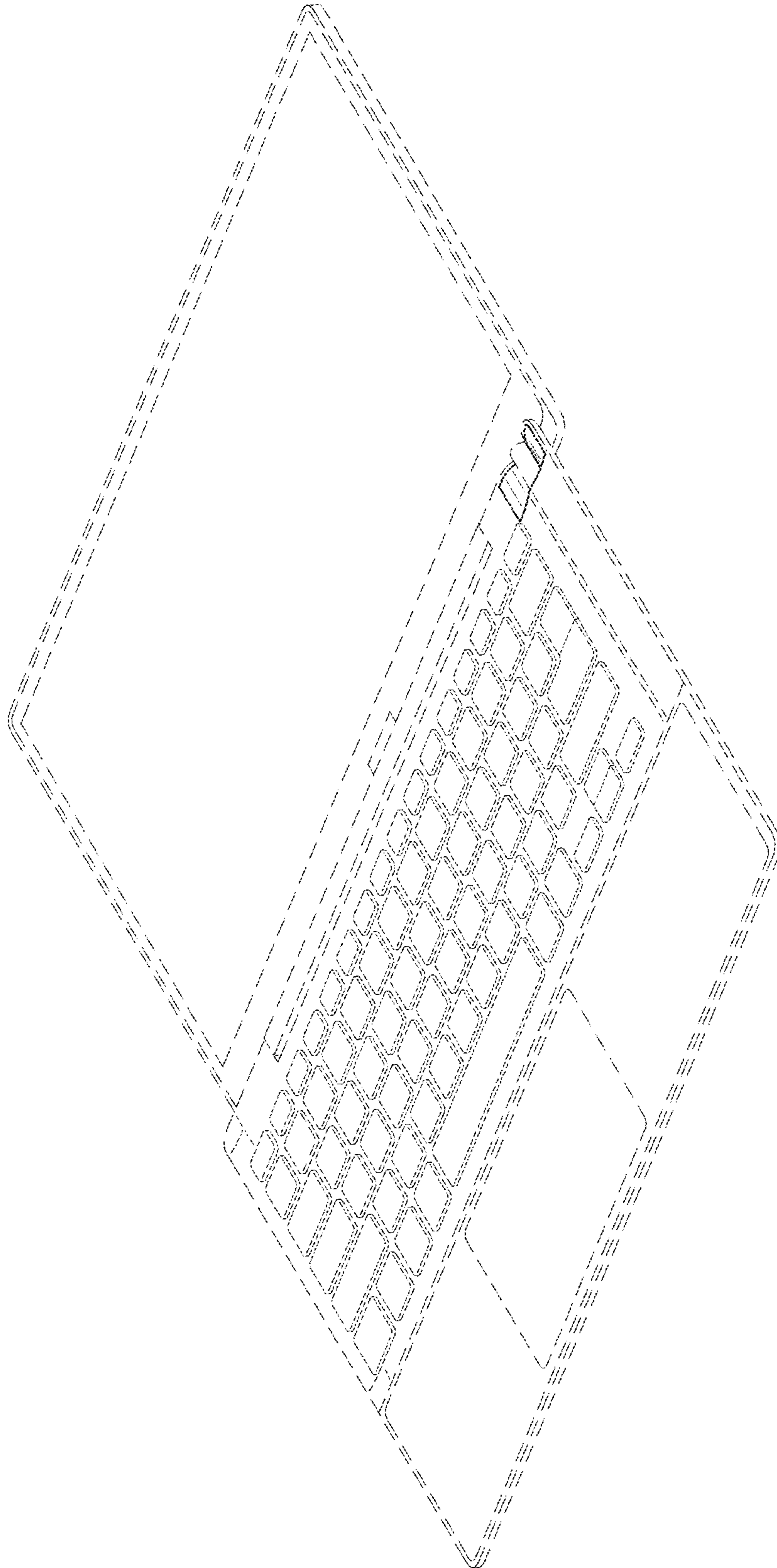


FIG. 8



FIG. 9



FIG. 10

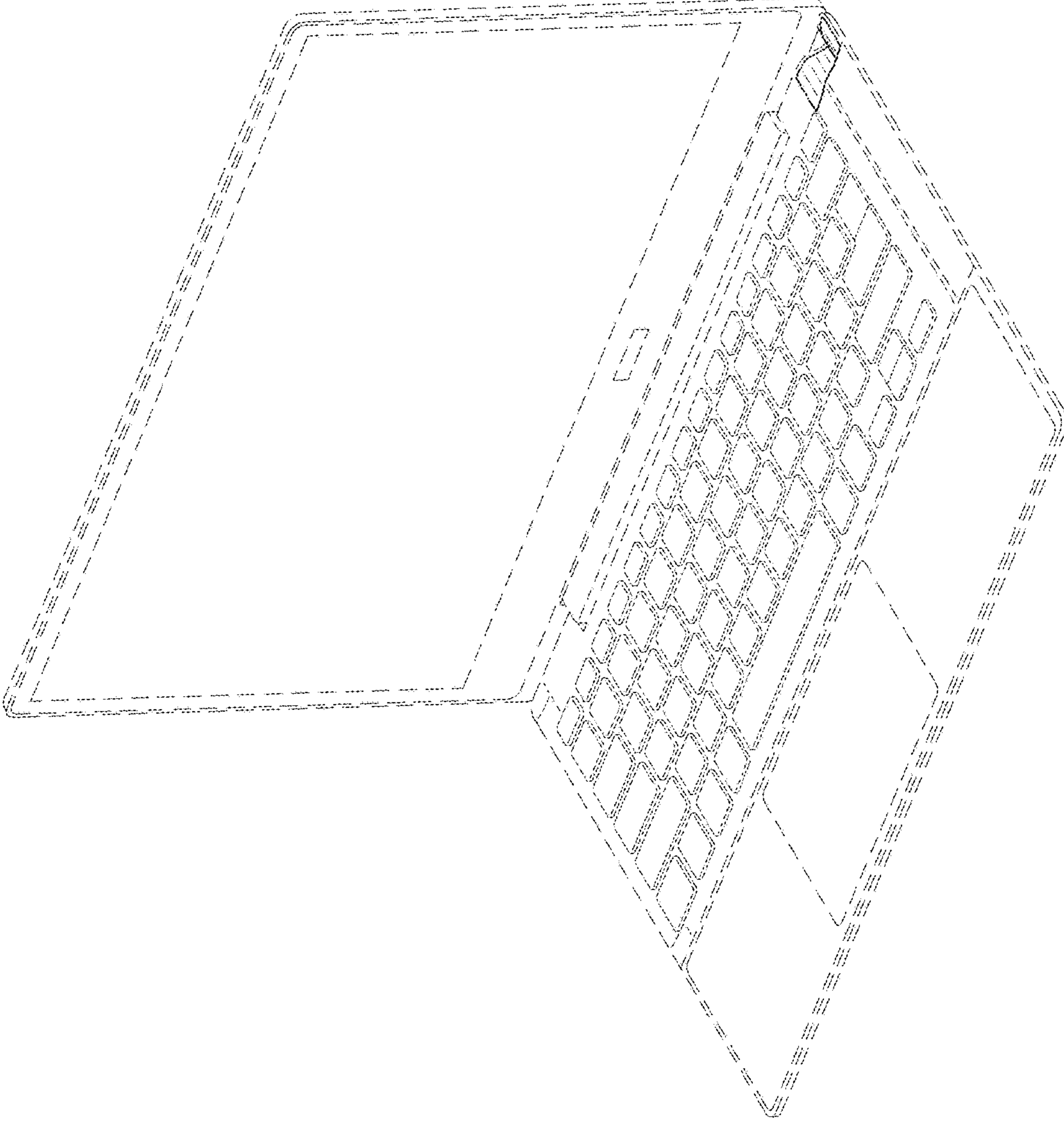


FIG. 11

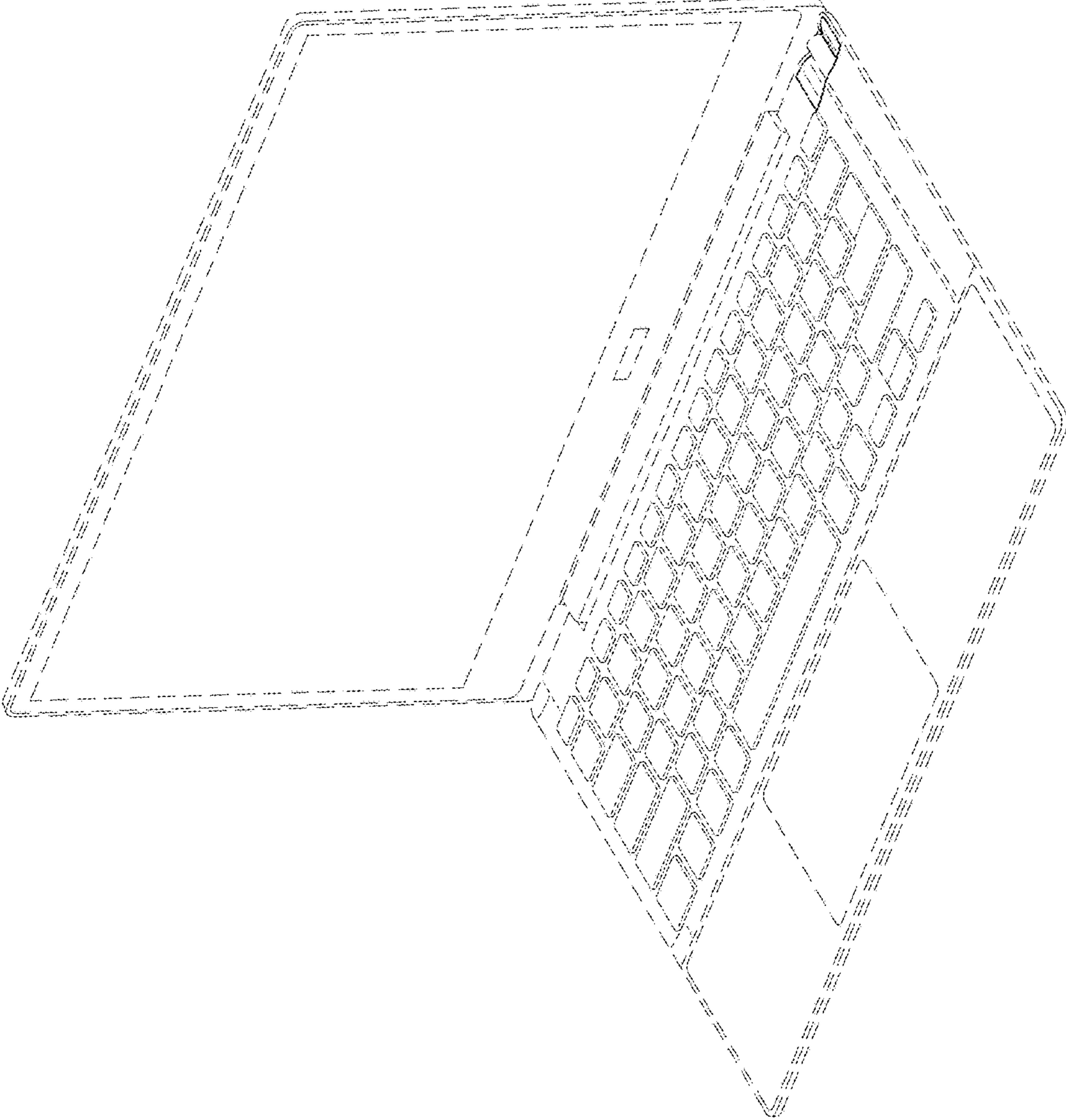


FIG. 12

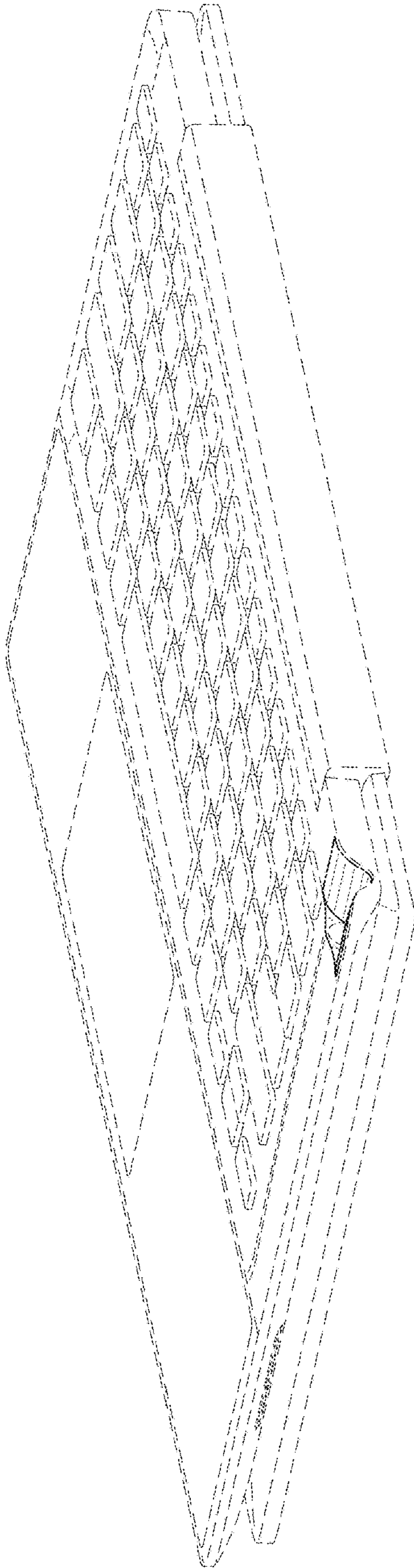


FIG. 13

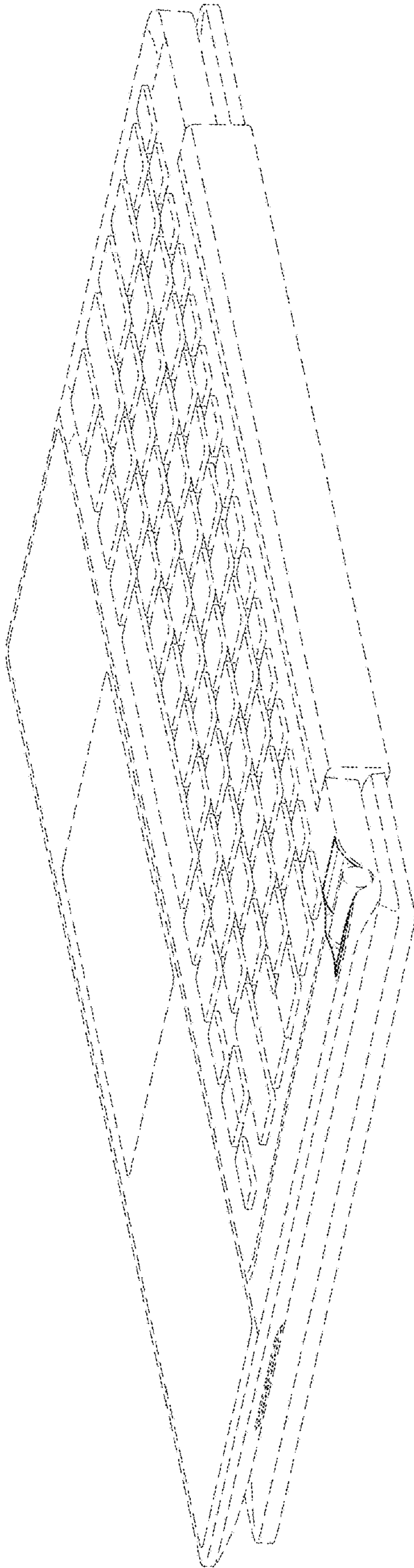


FIG. 14

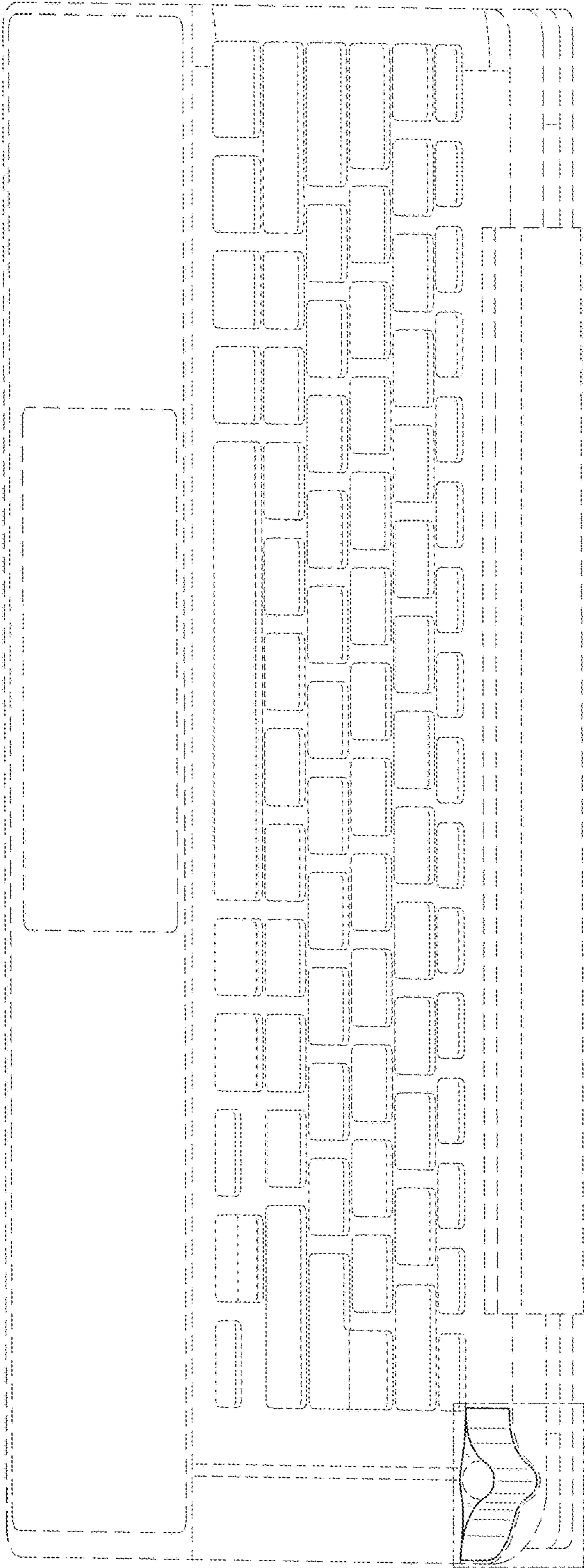


FIG. 15

16

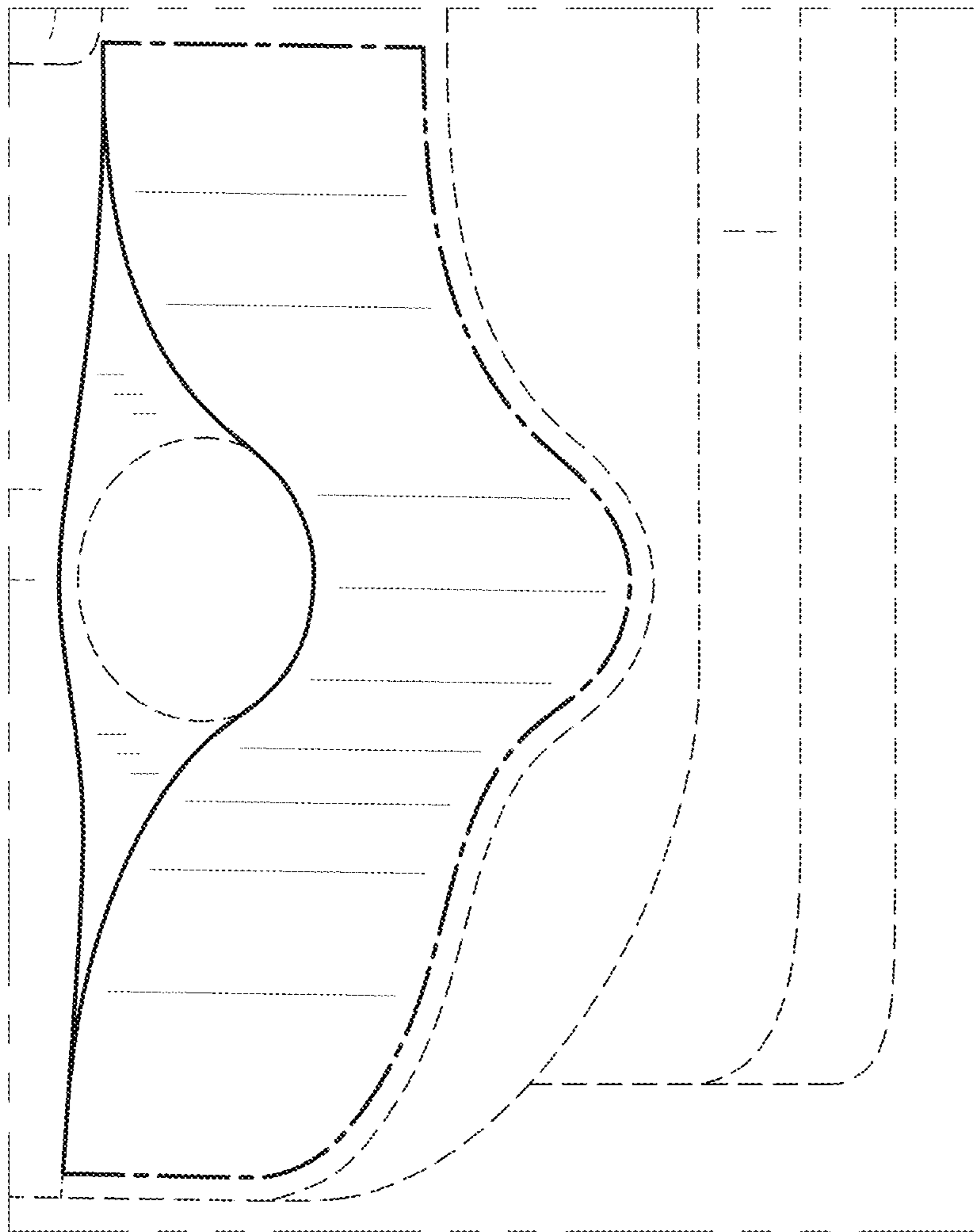


FIG. 16

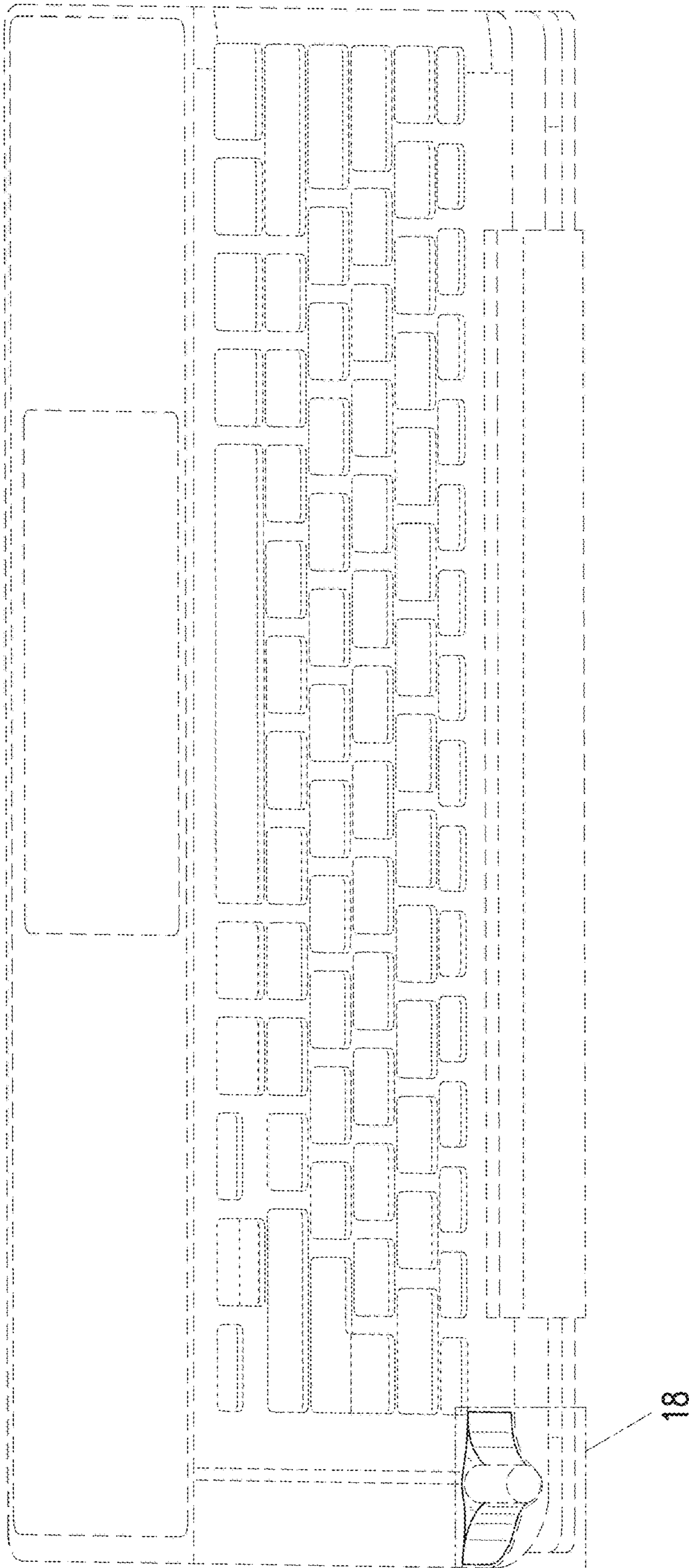


FIG. 17

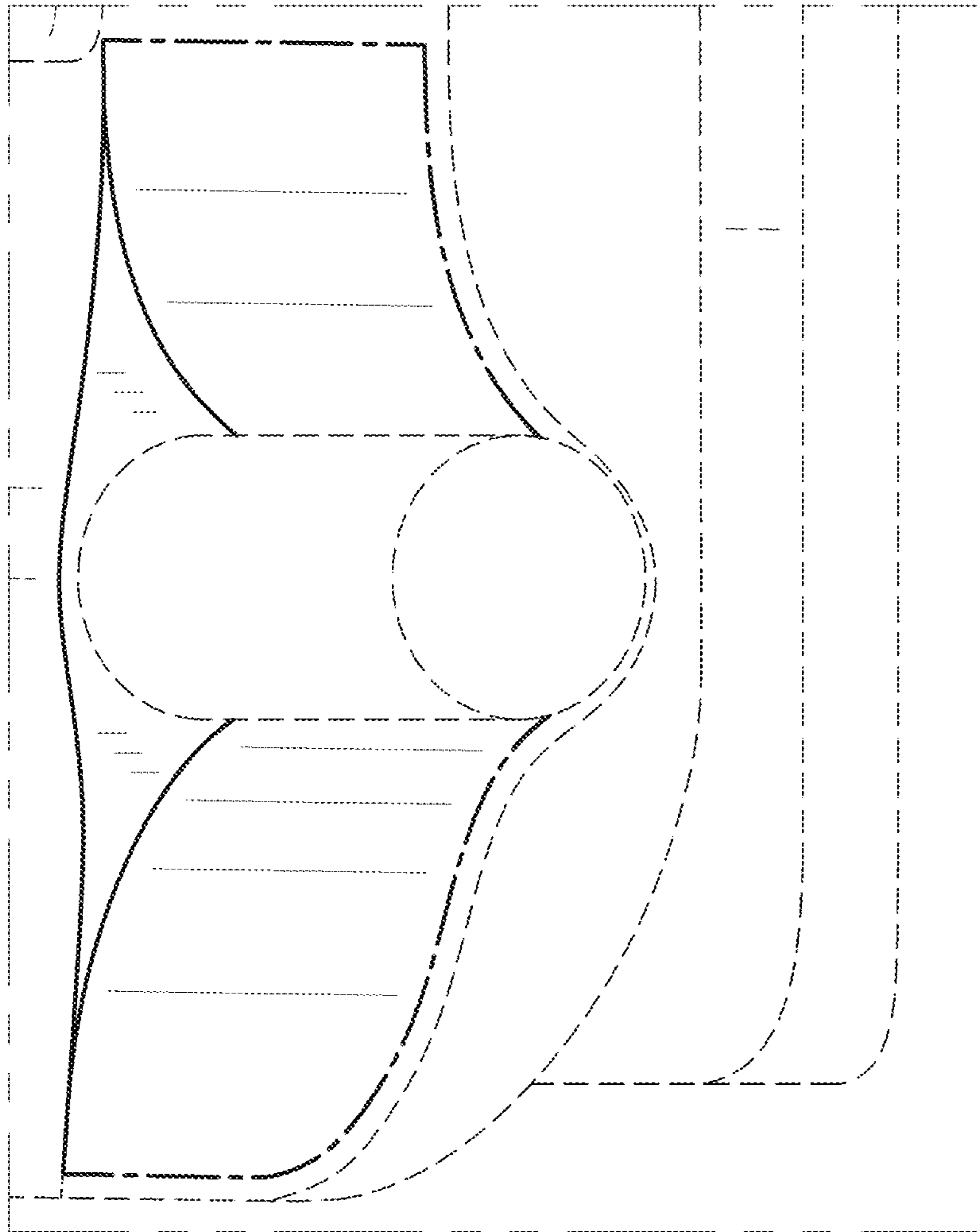


FIG. 18

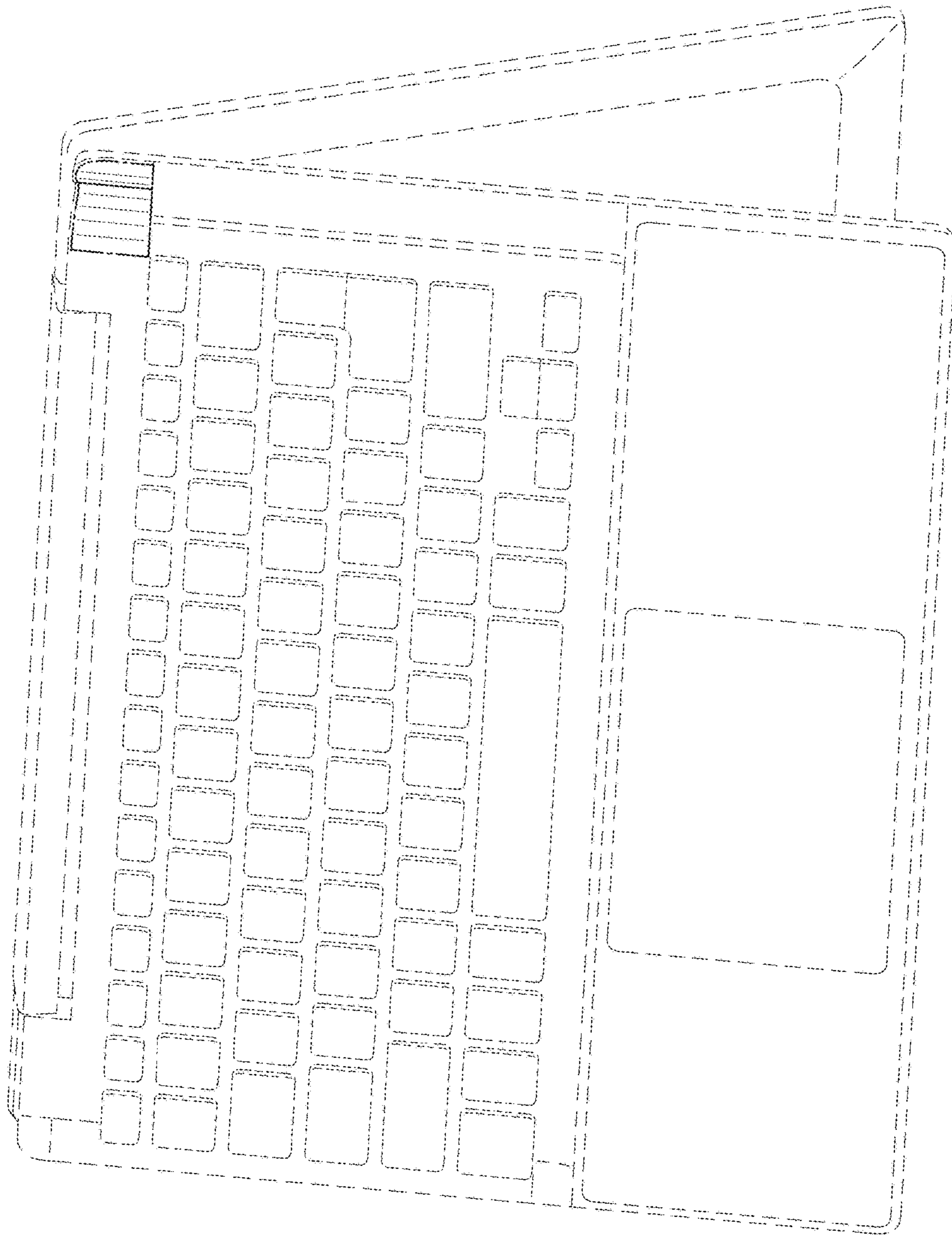


FIG. 19

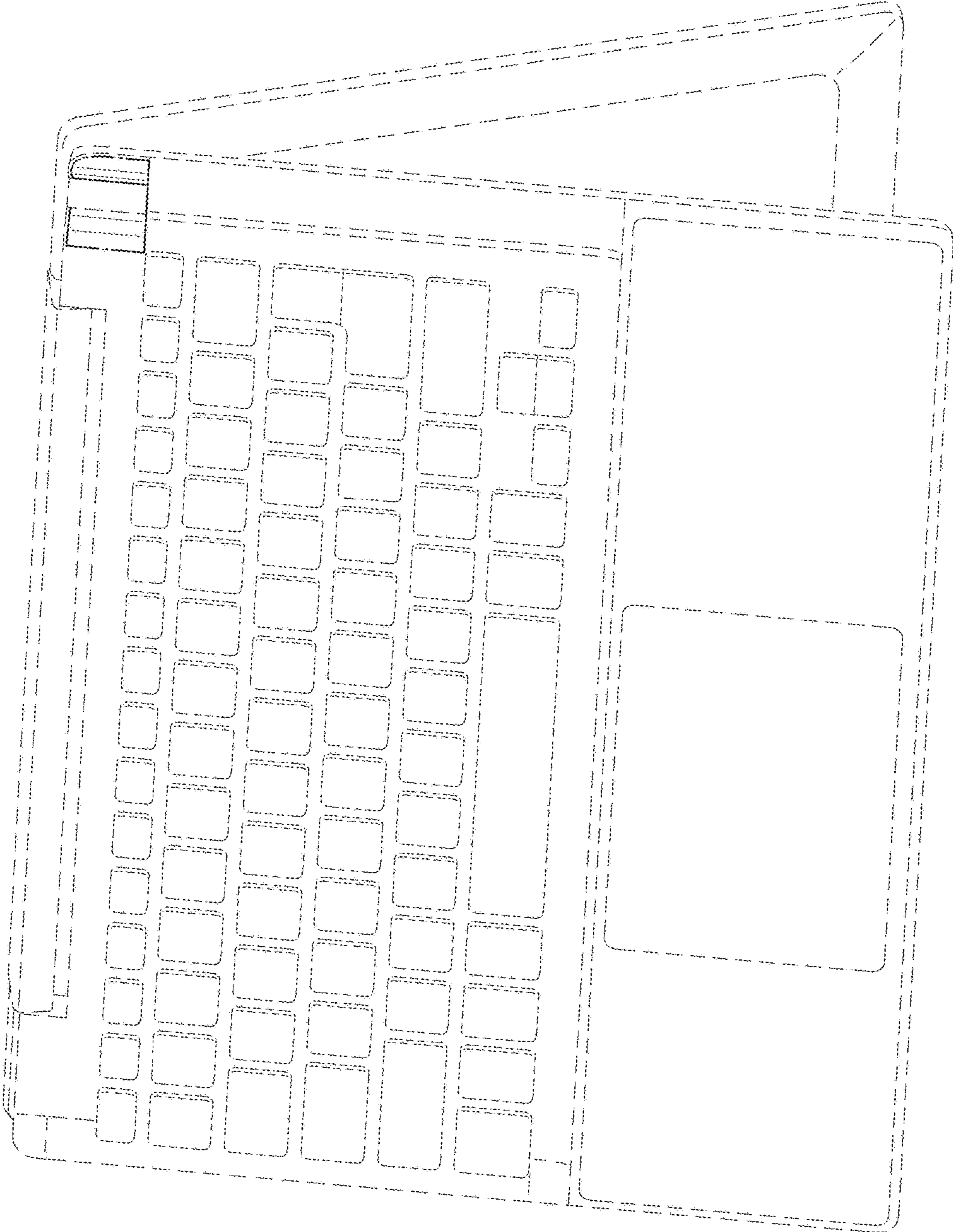


FIG. 20