



US00D914683S

(12) **United States Design Patent**
Son et al.

(10) **Patent No.:** **US D914,683 S**
(45) **Date of Patent:** **** Mar. 30, 2021**

(54) **STYLUS PEN**

D770,454 S * 11/2016 Lee D14/411
D772,230 S * 11/2016 Lee D14/411

(71) Applicant: **SAMSUNG ELECTRONICS CO., LTD.**, Suwon-si (KR)

* cited by examiner

(72) Inventors: **Jongdeuk Son**, Suwon-si (KR); **Jinie Ryu**, Suwon-si (KR); **Jaewoong Chung**, Suwon-si (KR); **Hyoungshin Park**, Suwon-si (KR)

Primary Examiner — Austin Murphy

(74) *Attorney, Agent, or Firm* — Cantor Colburn LLP

(73) Assignee: **SAMSUNG ELECTRONICS CO., LTD.**, Gyeonggi-Do (KR)

(57) **CLAIM**

The ornamental design for a stylus pen, as shown and described.

(**) Term: **15 Years**

DESCRIPTION

(21) Appl. No.: **29/706,820**

FIG. 1 is a front top perspective view of a stylus pen, showing our new design;

(22) Filed: **Sep. 24, 2019**

FIG. 2 is a front view thereof;

(30) **Foreign Application Priority Data**

Mar. 26, 2019 (KR) 30-2019-0013745

FIG. 3 is a rear view thereof;

(51) **LOC (13) Cl.** **14-02**

FIG. 4 is a left side view thereof;

(52) **U.S. Cl.**
USPC **D14/411**

FIG. 5 is a right side view thereof;

(58) **Field of Classification Search**
USPC D14/372, 496, 432, 371, 125, 126, 129,
D14/299, 411; D16/300–342; 351/158,
351/153, 144; 345/7–9, 905; 455/344;
348/115, 53, 121, 739

FIG. 6 is a top view thereof;

CPC G02B 27/017; G06F 3/016; G06F 3/033;
G06F 3/0317; G06F 3/03545; G06F
3/041; G06K 9/222

FIG. 7 is a bottom view thereof;

See application file for complete search history.

FIG. 8 is a rear bottom perspective view thereof;

(56) **References Cited**

U.S. PATENT DOCUMENTS

D705,780 S * 5/2014 Nishizawa D14/411
D716,303 S * 10/2014 Oh D14/411
D753,117 S * 4/2016 Choi D14/411

FIG. 9 is an enlarged view of the stylus pen in FIG. 6, shown separately for clarity of illustration;

FIG. 10 is an enlarged view of the stylus pen in FIG. 7, shown separately for clarity of illustration;

FIG. 11 is an enlarged view of the encircled portion '11' in FIG. 8;

FIG. 12 is an enlarged view of the encircled portion '12' in FIG. 8;

FIG. 13 is another perspective view of the stylus pen, shown with environment; and,

FIG. 14 is another front bottom perspective of the stylus pen in FIG. 8 with a top portion at the end of the stylus pen in an extended position.

The short dash-dash broken lines in FIG. 13 depict environment that form no part of the claimed design. The dot-dot-dash broken lines in FIGS. 8, 11, and 12, encircling enlargement portions of the claimed design form no part of the claimed design.

1 Claim, 14 Drawing Sheets



FIG. 1




FIG. 2




FIG. 3




FIG. 4




FIG. 5




FIG. 6

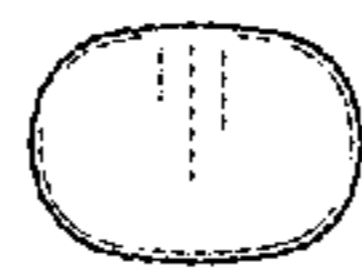


FIG. 7

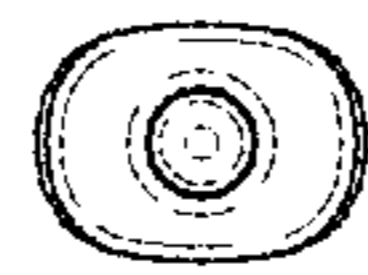


FIG. 8

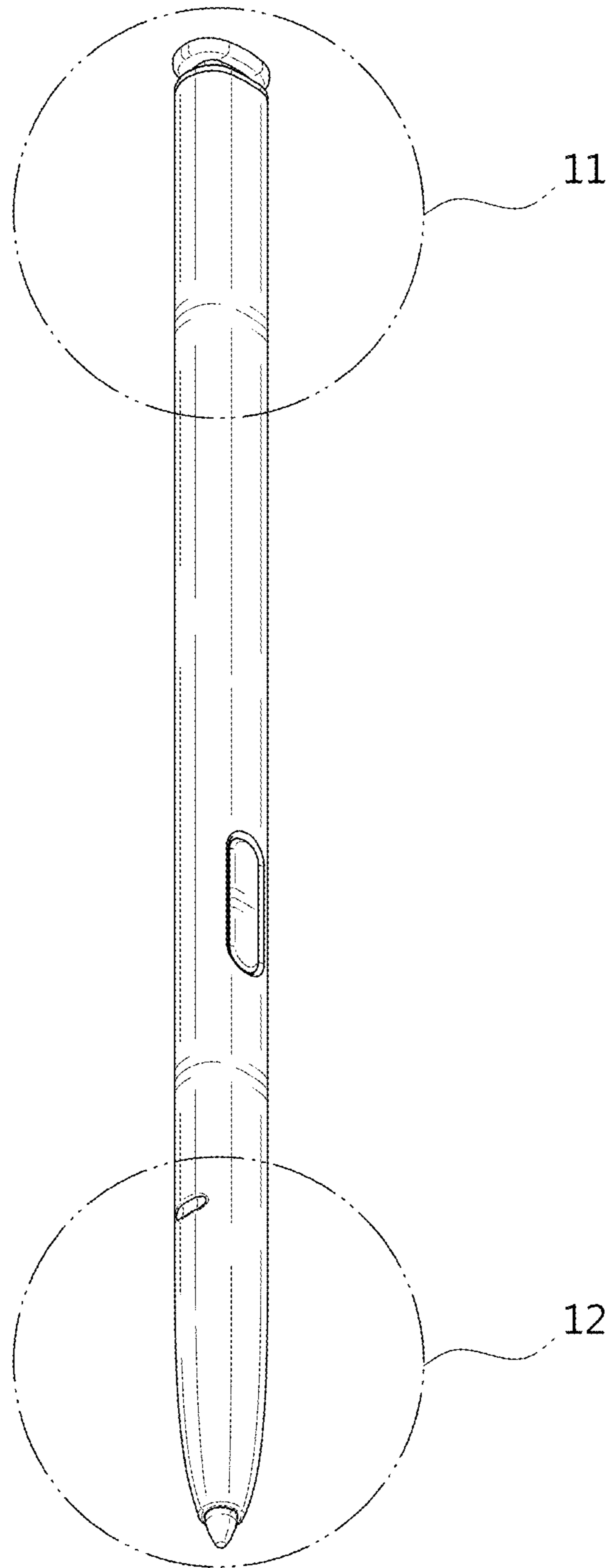


FIG. 9

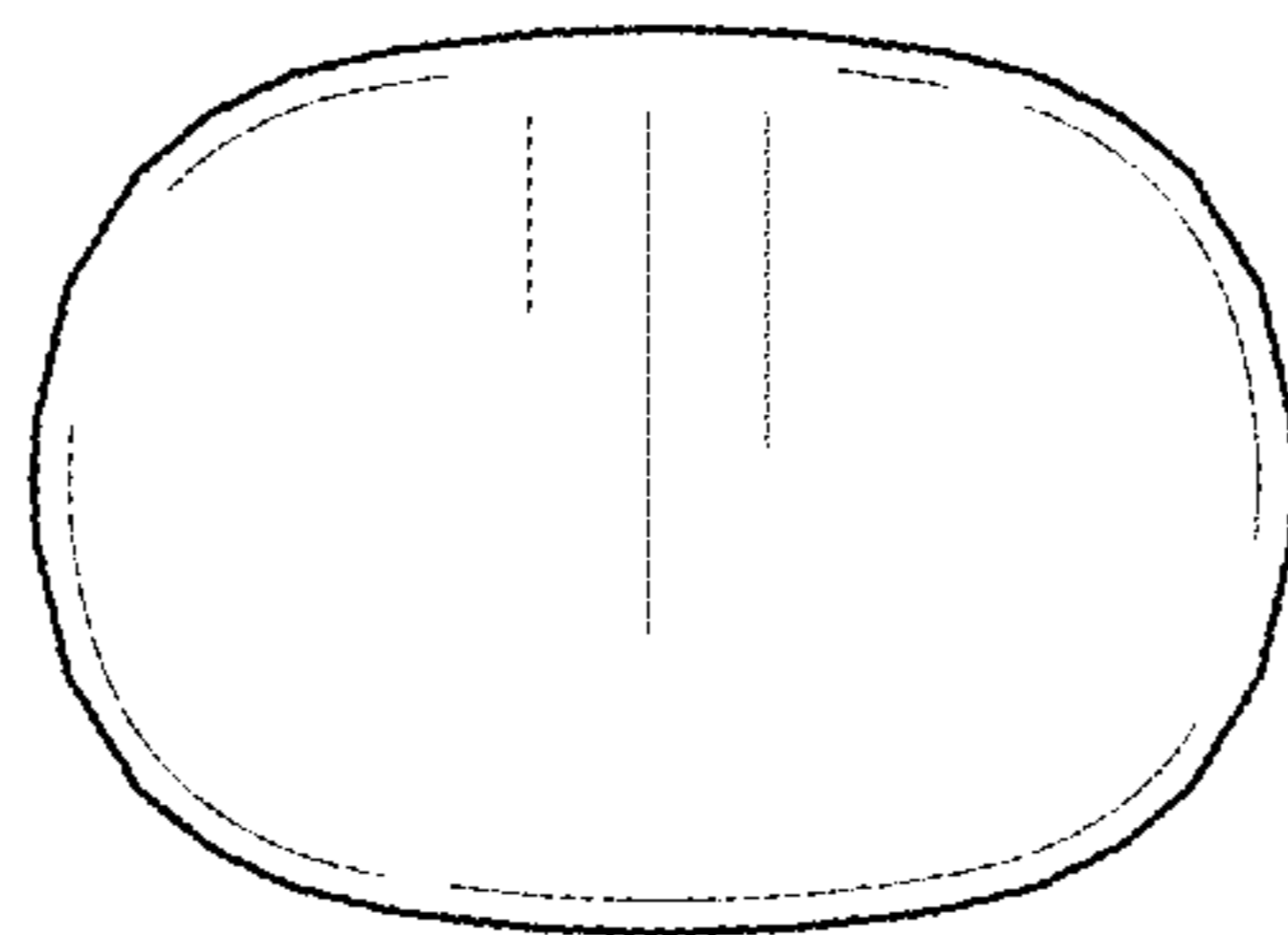


FIG. 10

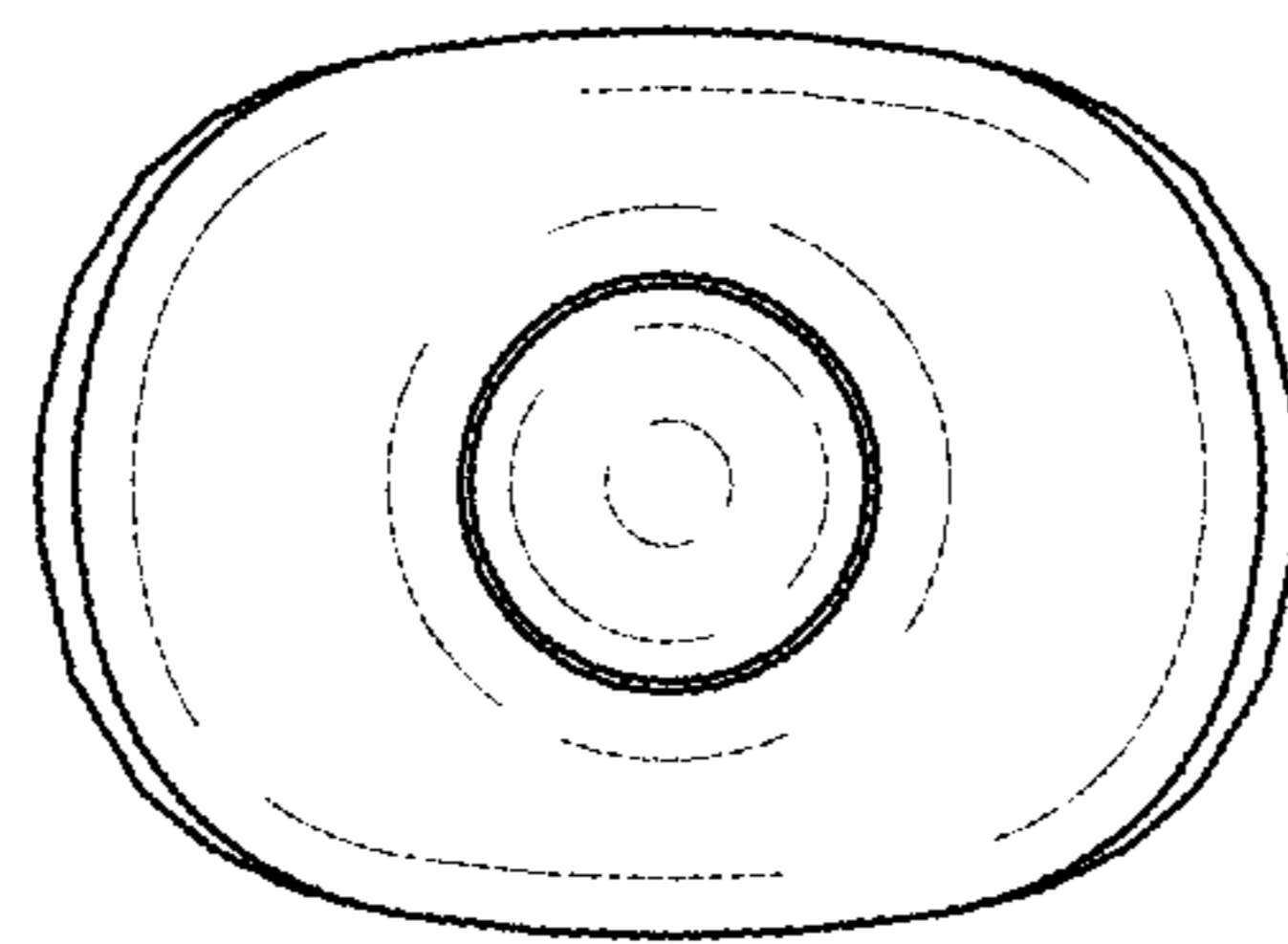


FIG. 11

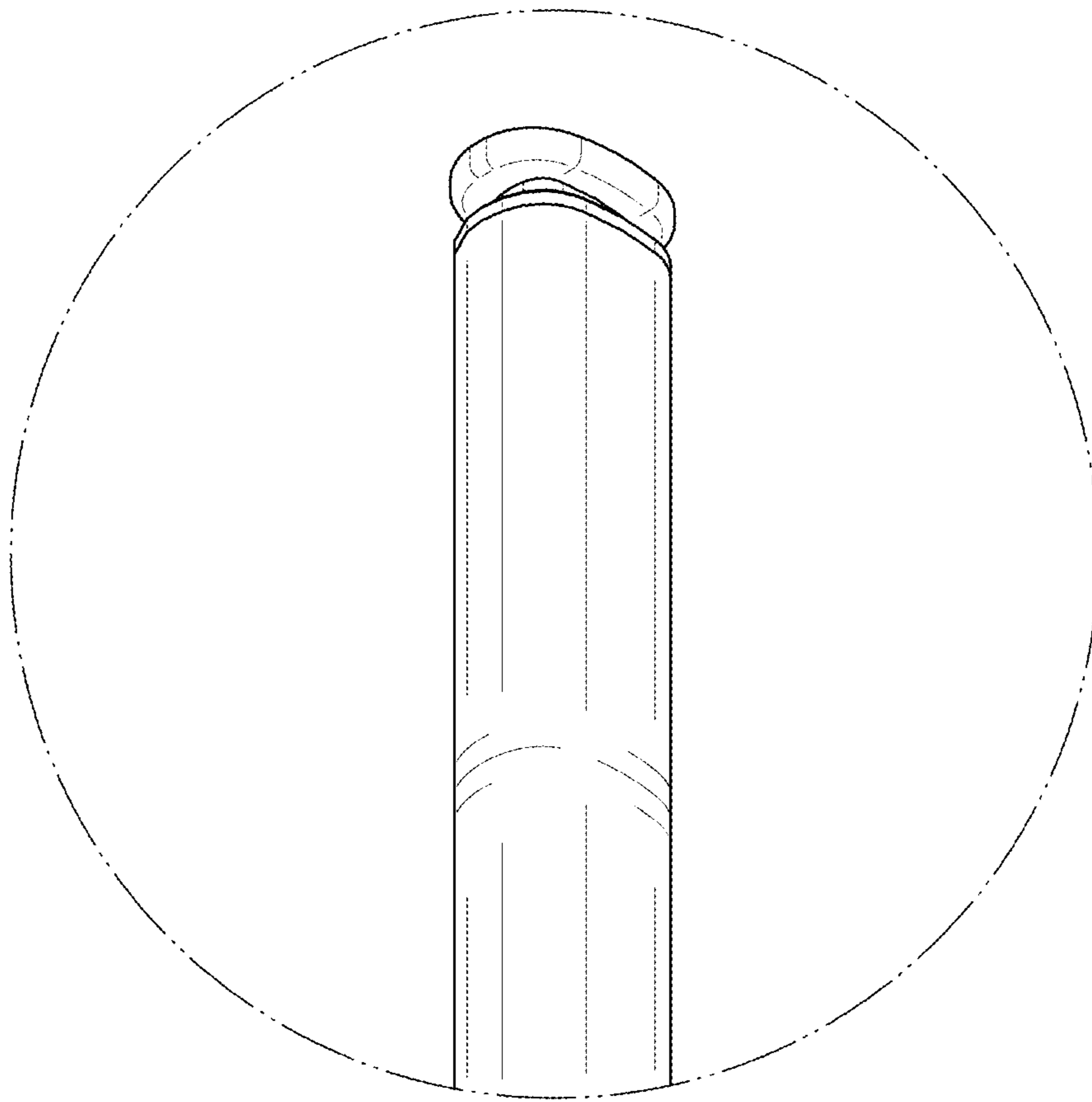


FIG. 12

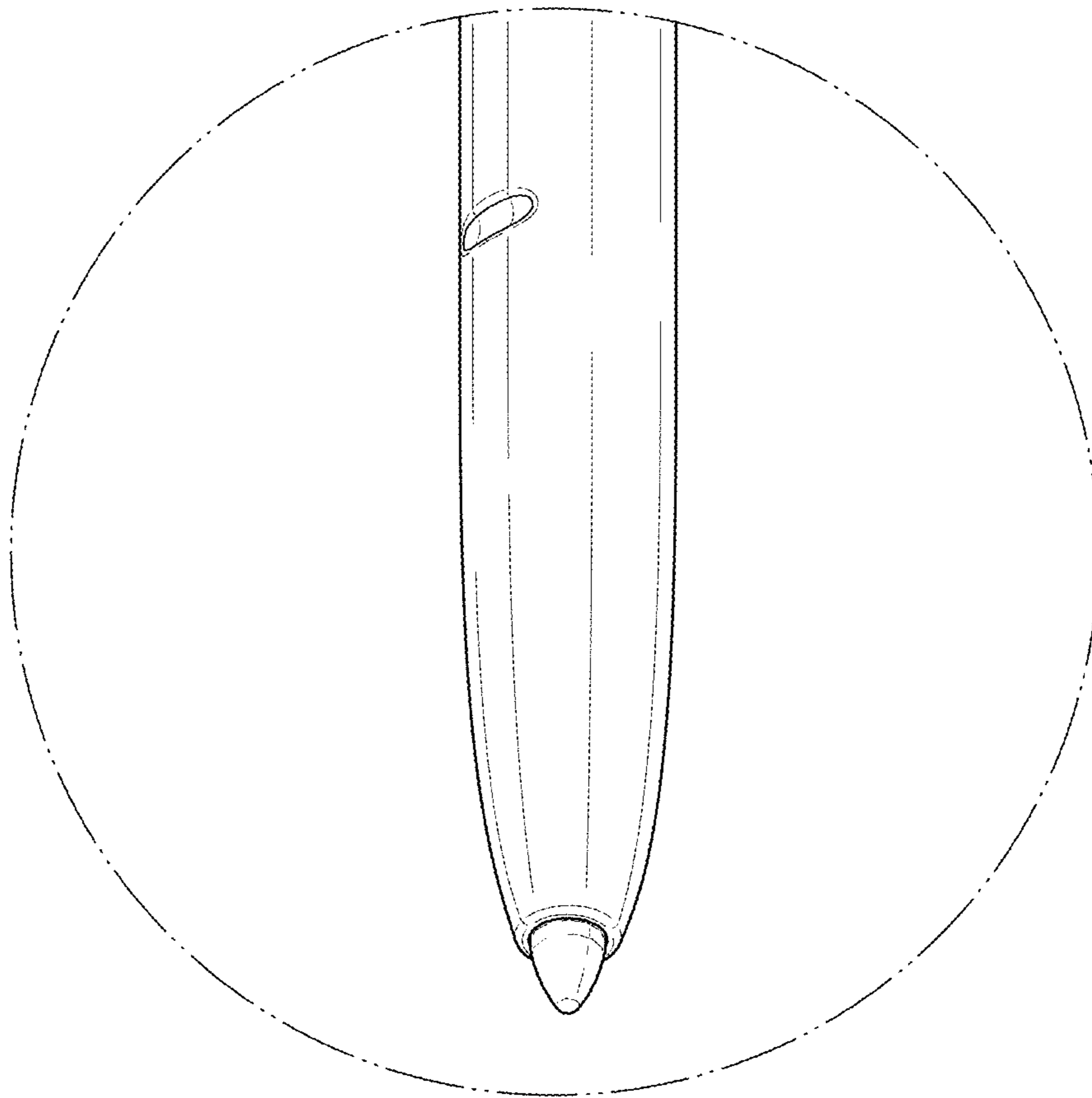


FIG. 13




FIG. 14

