



US00D914642S

(12) **United States Design Patent**  
**Chen**

(10) **Patent No.:** **US D914,642 S**

(45) **Date of Patent:** **\*\* Mar. 30, 2021**

(54) **REMOTE CONTROL**

(71) Applicant: **Eyun Chen**, Puning (CN)

(72) Inventor: **Eyun Chen**, Puning (CN)

(\*\*) Term: **15 Years**

(21) Appl. No.: **29/738,469**

(22) Filed: **Jun. 17, 2020**

(51) **LOC (13) Cl.** ..... **14-03**

(52) **U.S. Cl.**  
USPC ..... **D14/218**

(58) **Field of Classification Search**  
USPC ..... D14/218; D13/168  
CPC .. A47C 31/008; A61G 13/02; G07C 9/00944;  
G08C 17/00; G08C 17/02; H04B 1/202;  
H01H 9/02; H01H 9/0214; H01H 9/0235;  
H01H 9/0242  
See application file for complete search history.

(56) **References Cited**

**U.S. PATENT DOCUMENTS**

D476,975 S	*	7/2003	Rodriquez, Sr.	.....	D14/218
D495,801 S	*	9/2004	Kim	.....	D24/200
D596,163 S	*	7/2009	Madonna	.....	D14/218
D633,478 S	*	3/2011	Bolton	.....	D14/218
D645,848 S	*	9/2011	Arnholt	.....	D14/218
D714,761 S	*	10/2014	O'Neil	.....	D14/218

D714,762 S	*	10/2014	O'Neil	.....	D14/218
D735,696 S	*	8/2015	Sirpal	.....	D14/218
D741,283 S	*	10/2015	Semana	.....	D14/158
D788,223 S	*	5/2017	Grady	.....	D19/60
D789,366 S	*	6/2017	Jentz	.....	D14/388
D805,501 S	*	12/2017	Akana	.....	D14/218
D816,621 S	*	5/2018	Williams et al.	.....	
D851,607 S	*	6/2019	Chen	.....	D13/168
D856,308 S	*	8/2019	Pang	.....	D14/218
D868,037 S	*	11/2019	Zhuang	.....	D14/218
D882,550 S	*	4/2020	Wang	.....	
D901,452 S	*	11/2020	Maier	.....	D14/218

\* cited by examiner

*Primary Examiner* — John Windmuller

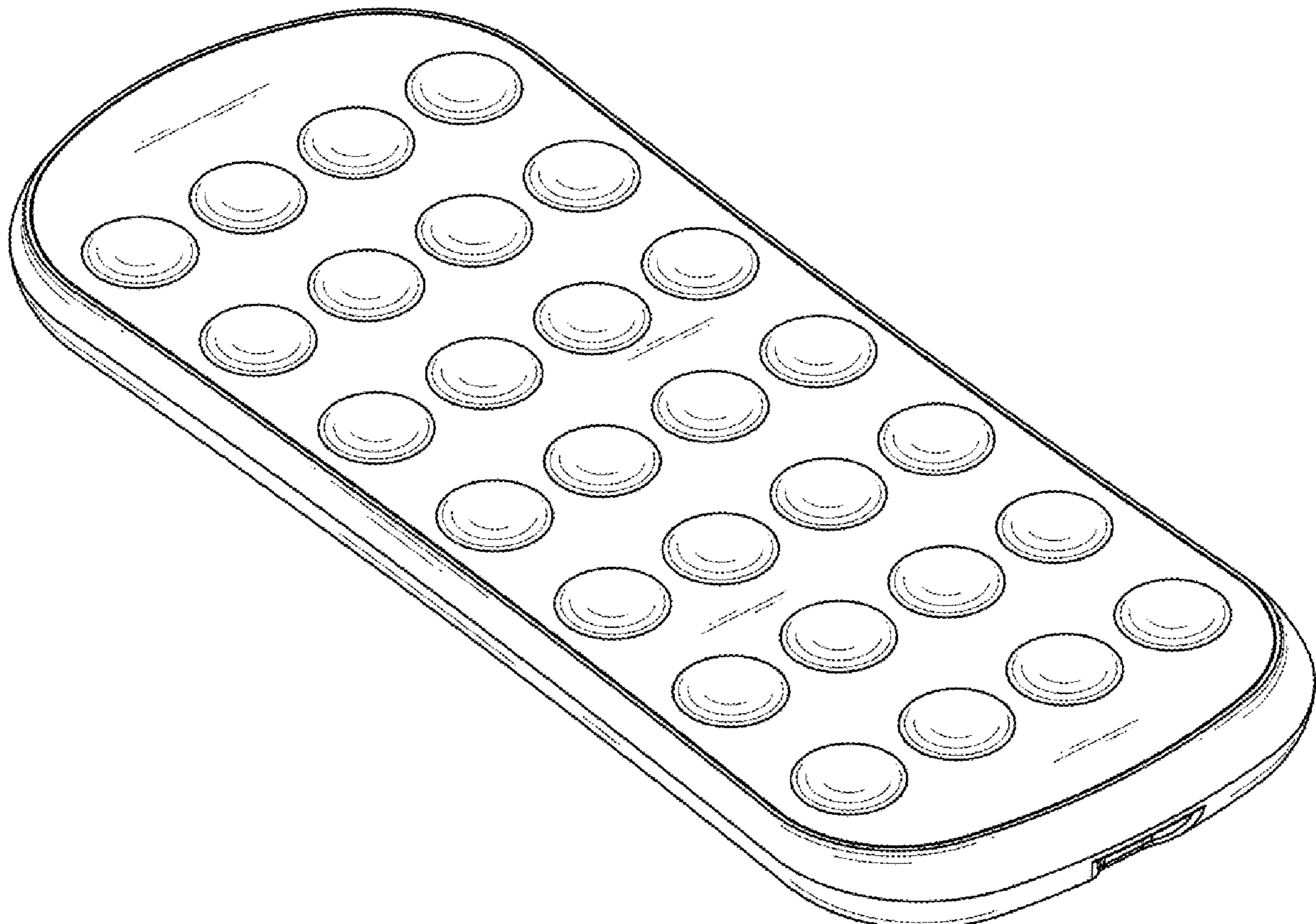
(57) **CLAIM**

The ornamental design for a remote control, as shown and described.

**DESCRIPTION**

FIG. 1 is a front perspective view of the remote control showing my new design;  
FIG. 2 is a rear perspective view thereof;  
FIG. 3 is a front elevational view thereof;  
FIG. 4 is a rear elevational view thereof;  
FIG. 5 is a left side elevational view thereof;  
FIG. 6 is a right side elevational view thereof;  
FIG. 7 is a top plan view thereof; and,  
FIG. 8 is a bottom plan view thereof.

**1 Claim, 4 Drawing Sheets**



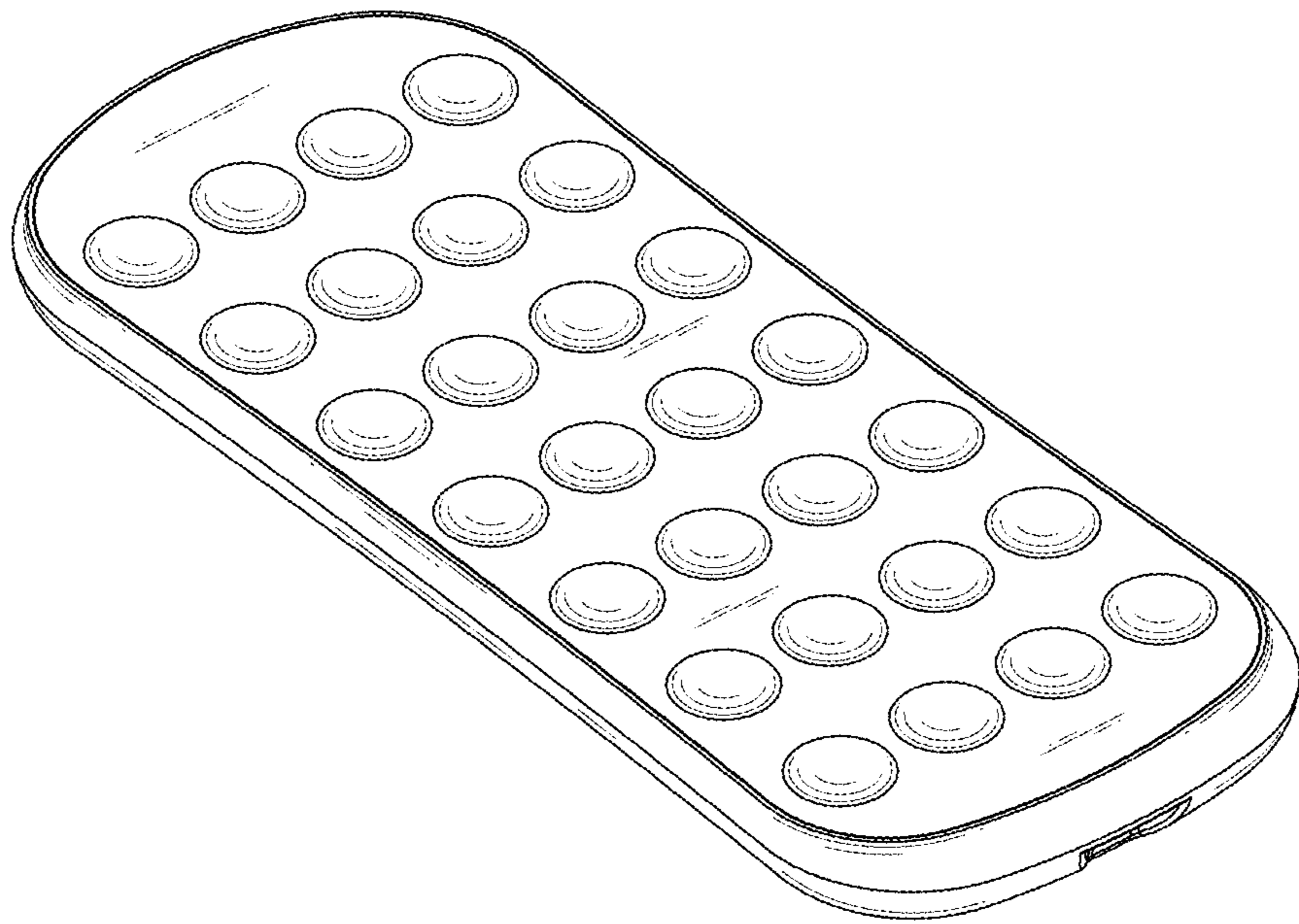


FIG. 1

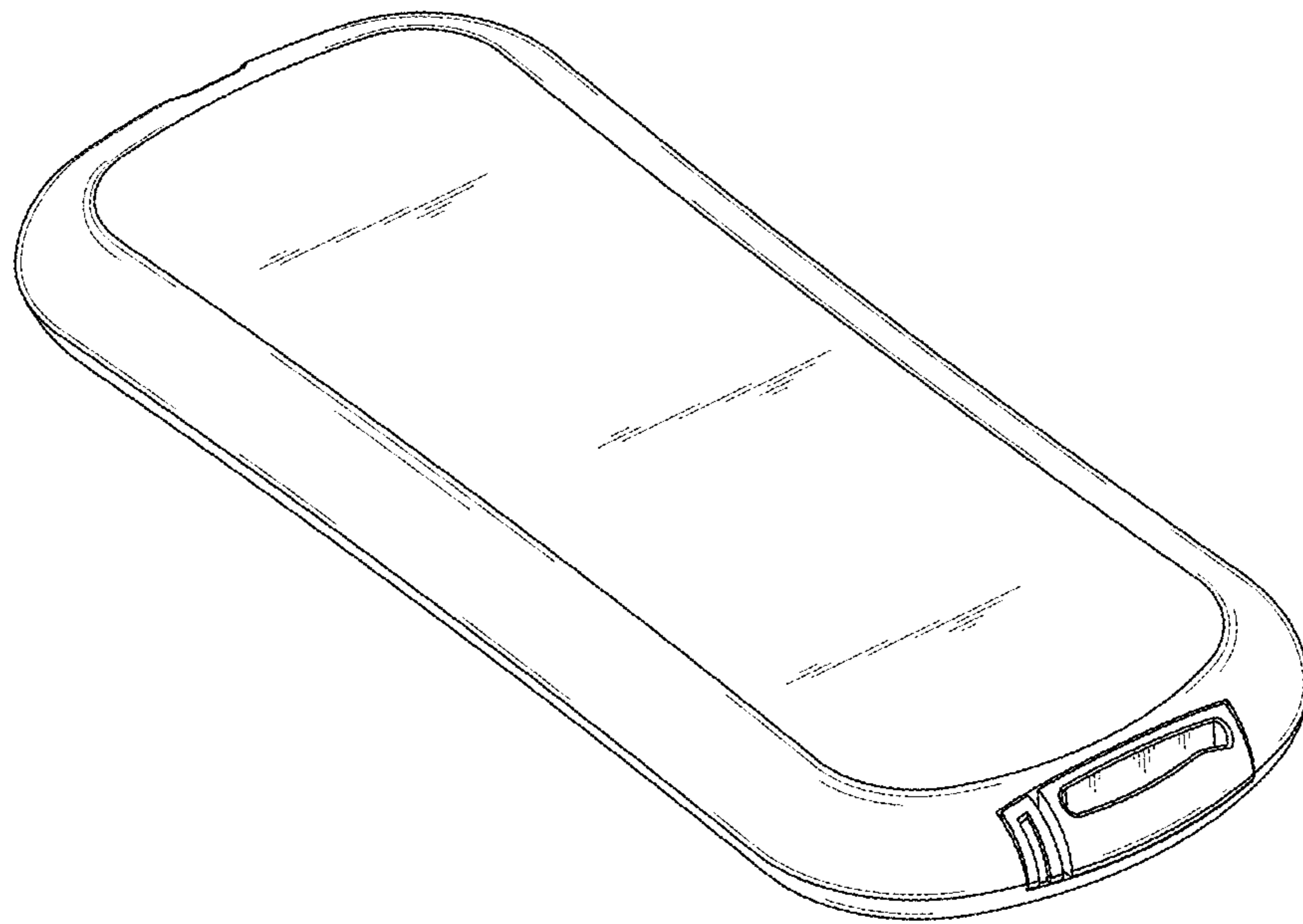


FIG.2




FIG. 3

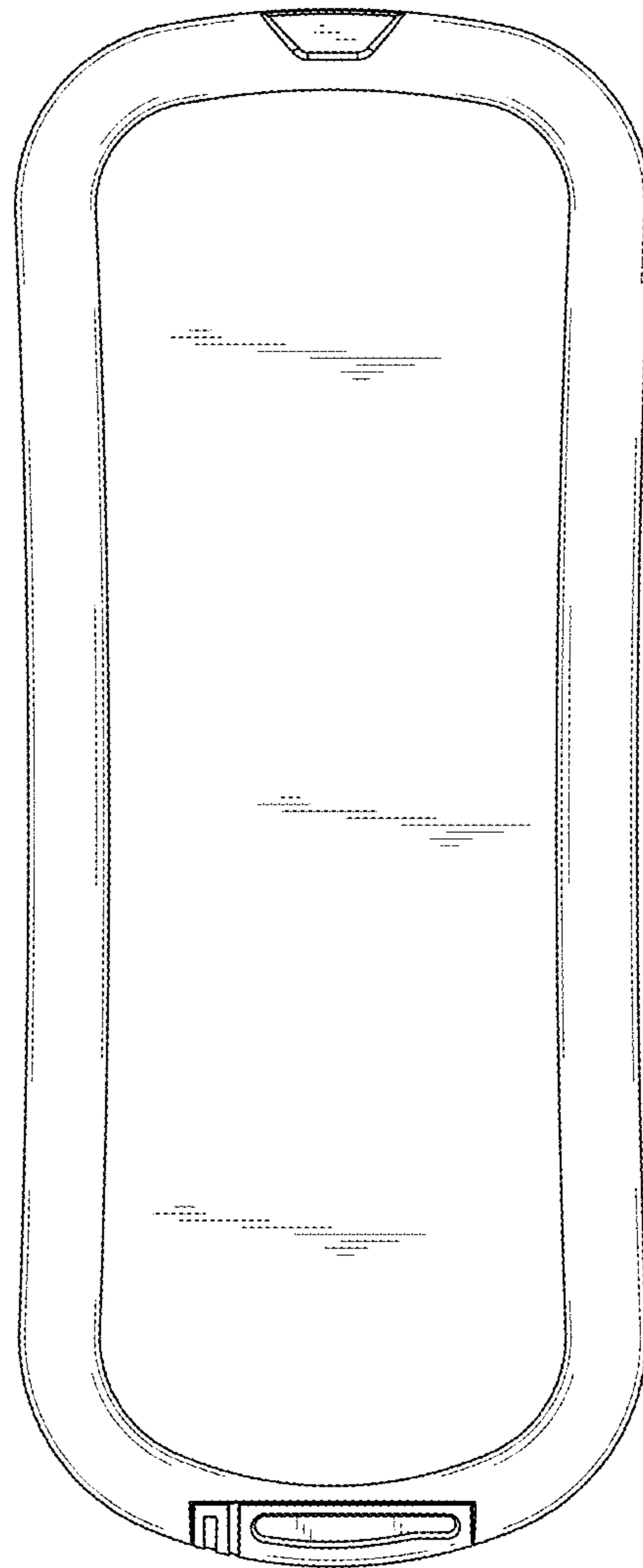


FIG. 4



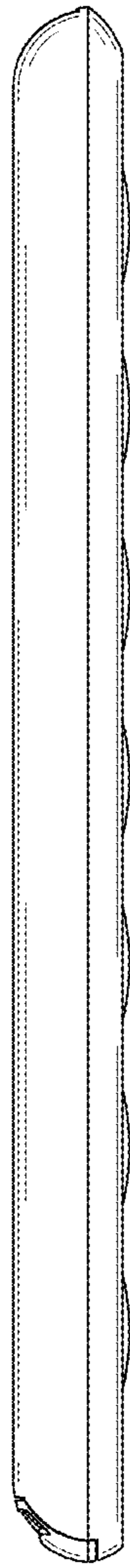


FIG. 5




FIG. 6

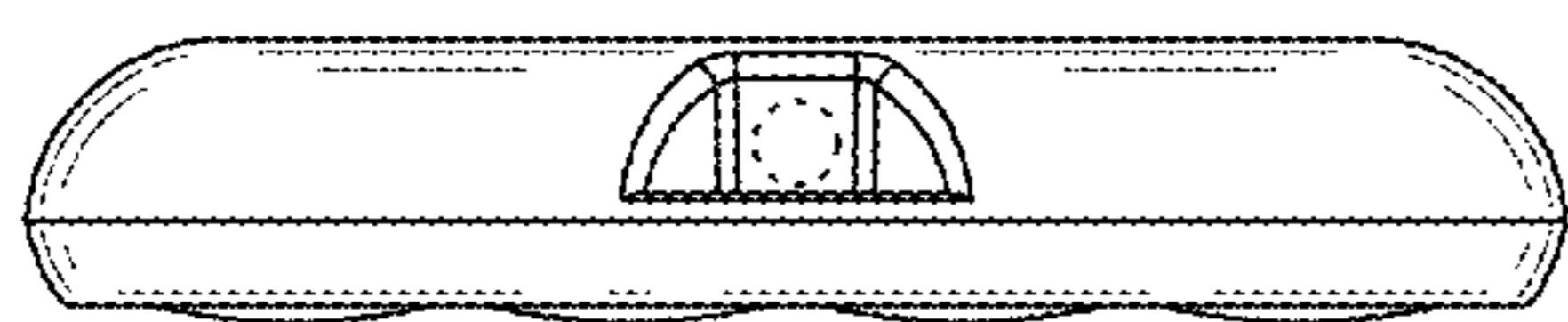


FIG. 7




FIG. 8