



US00D914626S

(12) **United States Design Patent** (10) **Patent No.:** **US D914,626 S**  
**Alfredsson et al.** (45) **Date of Patent:** **\*\* \*Mar. 30, 2021**

(54) **ELECTRONIC DEVICE HOUSING**

(71) Applicant: **ABB Schweiz AG**, Baden (CH)

(72) Inventors: **Fredrik Alfredsson**, Västerås (SE);  
**Mikael Edoff**, Saltsjö-Boo (SE)

(73) Assignee: **ABB Schweiz AG**, Baden (CH)

(\*) Notice: This patent is subject to a terminal disclaimer.

(\*\*) Term: **15 Years**

(21) Appl. No.: **29/687,691**

(22) Filed: **Apr. 15, 2019**

(30) **Foreign Application Priority Data**

Oct. 15, 2018 (EM) ..... 005798378  
Apr. 5, 2019 (EM) ..... 006370771

(51) **LOC (13) Cl.** ..... **13-03**

(52) **U.S. Cl.**  
USPC ..... **D13/184**; D13/110; D13/123

(58) **Field of Classification Search**  
USPC ..... D13/110, 123, 158, 162, 184, 199;  
D14/301, 439  
CPC ..... G05B 9/02; G05B 19/05; G05B 19/054;  
G05B 19/056; G06F 1/182; G06F 1/183;  
G06F 1/26; H05K 7/1462; H05K 7/1467;  
H05K 7/1474; H05K 7/1432; H02B 1/26;  
H02B 1/30; H02B 1/305  
See application file for complete search history.

(56) **References Cited**

**U.S. PATENT DOCUMENTS**

D348,269 S \* 6/1994 Chong ..... D13/184  
D373,362 S \* 9/1996 Kuroiwa ..... D13/184  
D424,529 S \* 5/2000 Raspotnig ..... D13/184  
D437,586 S \* 2/2001 Sonntag ..... D13/184  
D493,771 S \* 8/2004 Pagella ..... D13/110

D506,977 S \* 7/2005 Lee ..... D13/110  
D643,376 S \* 8/2011 Naumann ..... D13/160  
D702,198 S \* 4/2014 Gretz ..... D13/184  
D707,187 S \* 6/2014 Mauchle ..... D13/162  
D719,105 S \* 12/2014 Shin ..... D13/159  
D762,495 S \* 8/2016 Tanaka ..... D10/50  
D772,171 S \* 11/2016 Ohmori ..... D13/158  
D823,798 S \* 7/2018 Gleave ..... D13/110  
D860,957 S \* 9/2019 Gao ..... D13/184  
D867,304 S \* 11/2019 Tsurumi ..... D13/159  
10,547,161 B1 \* 1/2020 Lin ..... H02B 1/305  
D877,701 S \* 3/2020 Byrne ..... D13/139.4  
10,707,768 B2 \* 7/2020 Voegeli ..... H05K 7/20009  
2004/0008492 A1 \* 1/2004 Kato ..... G05B 19/0421  
361/715

(Continued)

**OTHER PUBLICATIONS**

ABB Launches new microgrid system to boost use of renewables;  
Oct. 10, 2016; 1 pg.; <https://www.windpowerengineering.com/abb-launches-new-microgrid-system-boost-use-renewables/>.\*

(Continued)

*Primary Examiner* — Selina Sikder  
(74) *Attorney, Agent, or Firm* — Slater Matsil, LLP

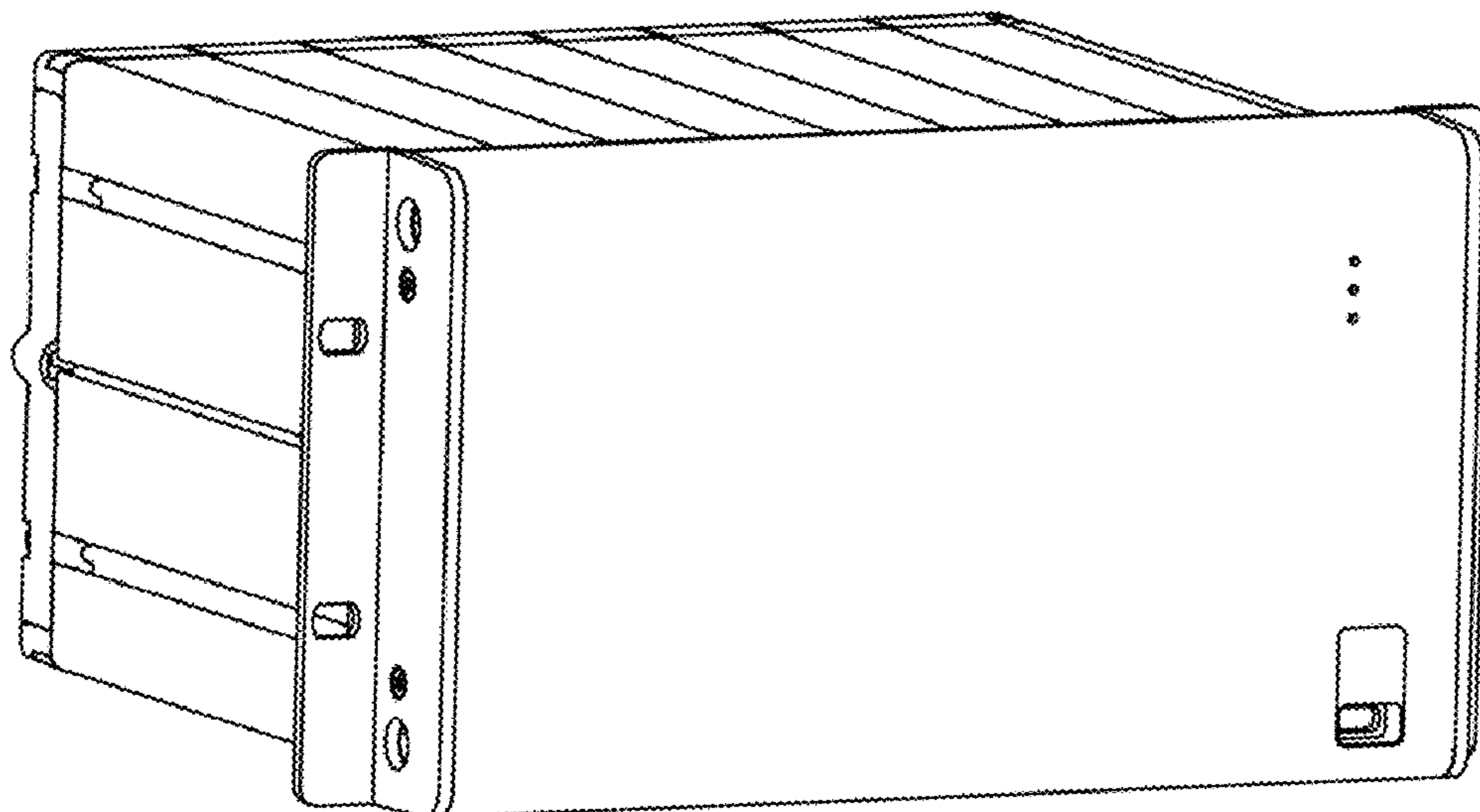
(57) **CLAIM**

The ornamental design for a for electronic device housing, as shown and described.

**DESCRIPTION**

FIG. 1 is a top, front isometric view of a first embodiment of a for electronic device housing in accordance with the new design;  
FIG. 2 is a right side elevational view of FIG. 1;  
FIG. 3 is a left side elevational view of FIG. 1;  
FIG. 4 is a front elevational view of FIG. 1;  
FIG. 5 is a rear elevational view of FIG. 1;  
FIG. 6 is a top plan view FIG. 1; and,  
FIG. 7 is a bottom plan view FIG. 1.

**1 Claim, 7 Drawing Sheets**



(56)

**References Cited**

U.S. PATENT DOCUMENTS

2011/0222244 A1\* 9/2011 Takashiro ..... H05K 7/1432  
361/704  
2011/0242770 A1\* 10/2011 Yamanaka ..... H05K 7/1432  
361/728  
2013/0016481 A1\* 1/2013 Takahashi ..... H05K 7/20418  
361/724  
2019/0165687 A1\* 5/2019 Yamazawa ..... B32B 15/082  
2020/0059163 A1\* 2/2020 Koshii ..... H02M 7/003

OTHER PUBLICATIONS

Rolls-Royce and ABB partner to develop micogrid solution for business; Apr. 2, 2019; 1 pg.; <https://www.edie.net/news/8/Rolls-Royce-and-ABB-partner-to-develop-microgrid-solution-for-business/>.\*

\* cited by examiner




FIG. 1

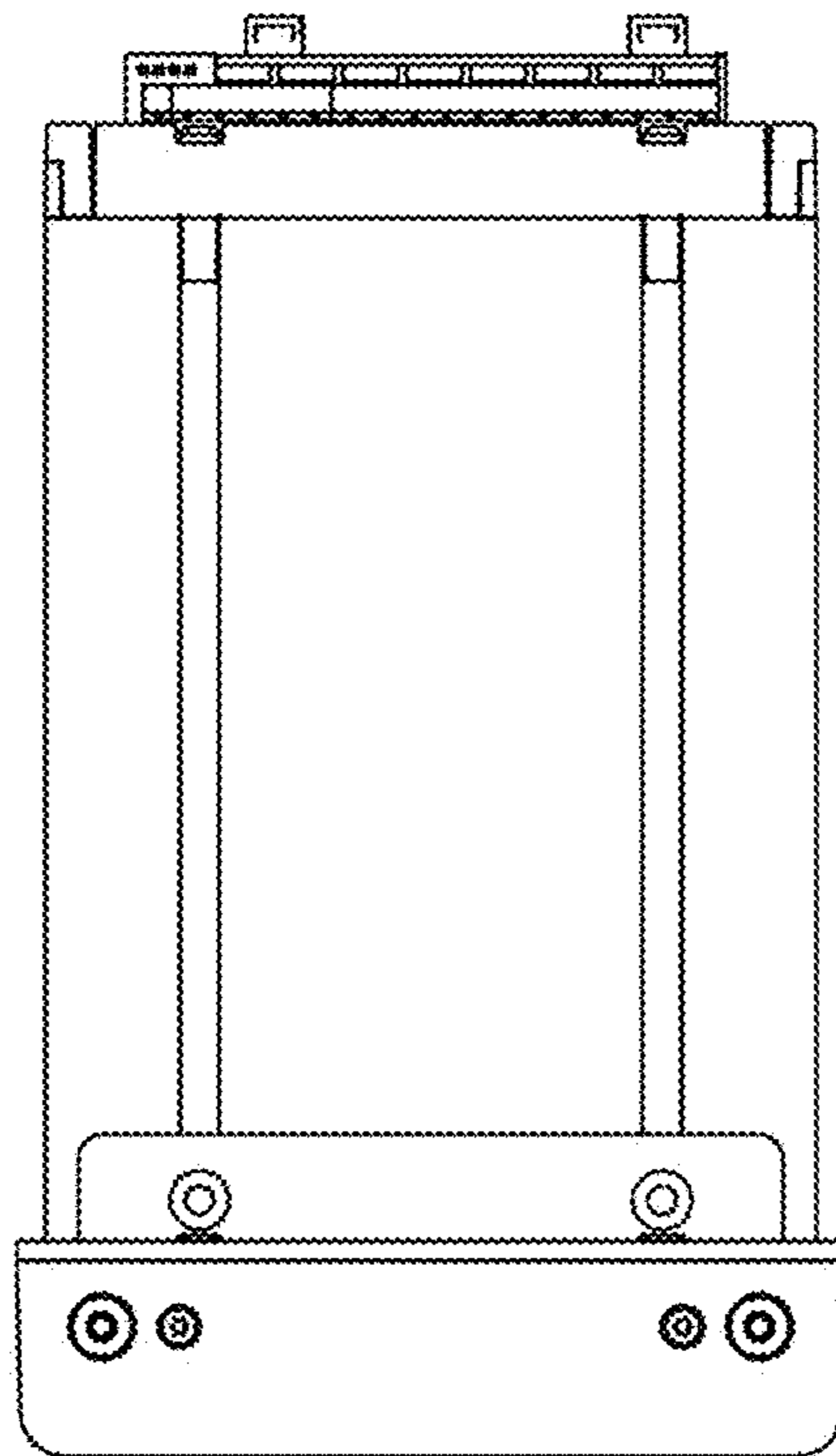


FIG. 2

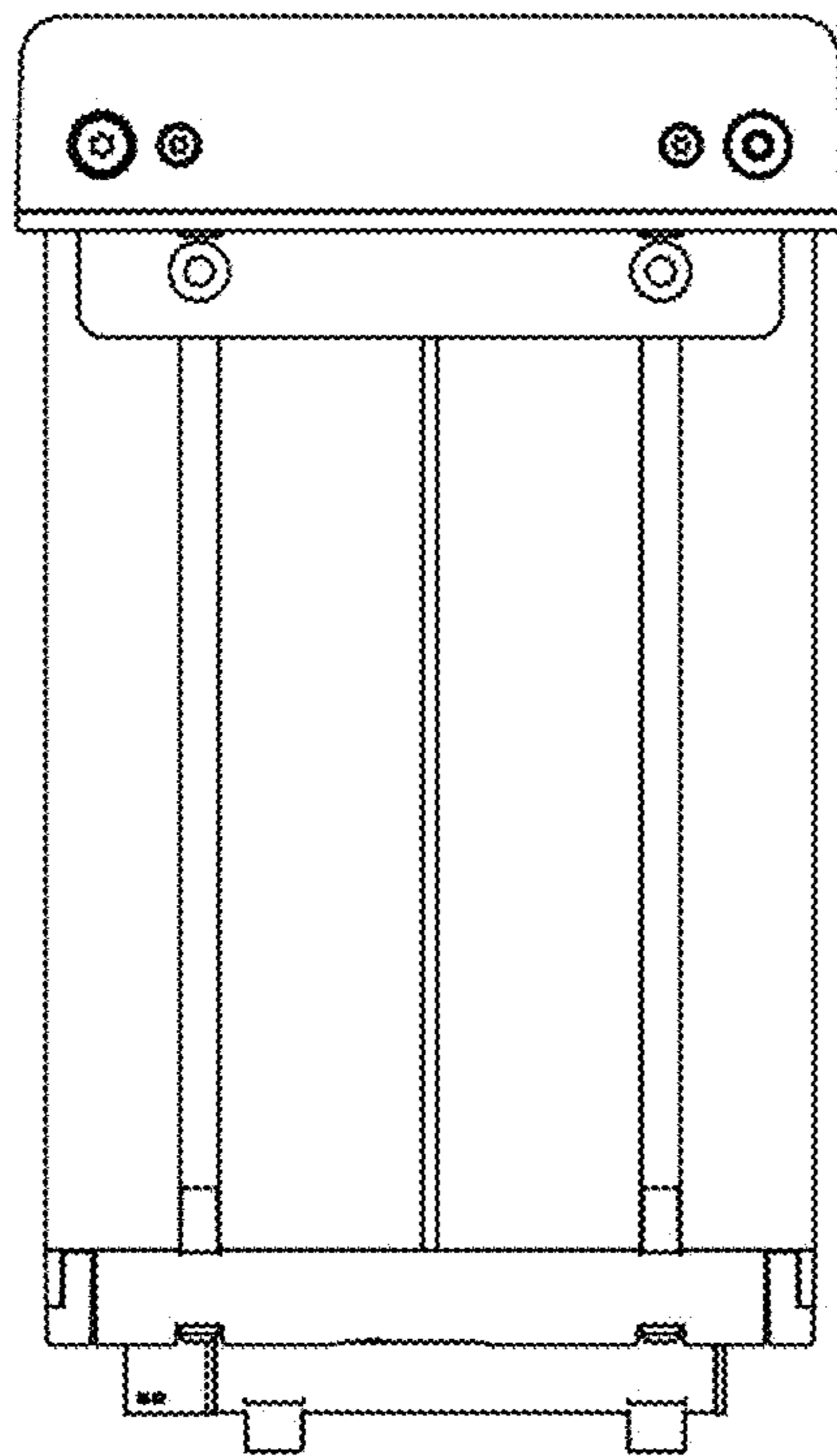


FIG. 3



FIG. 4

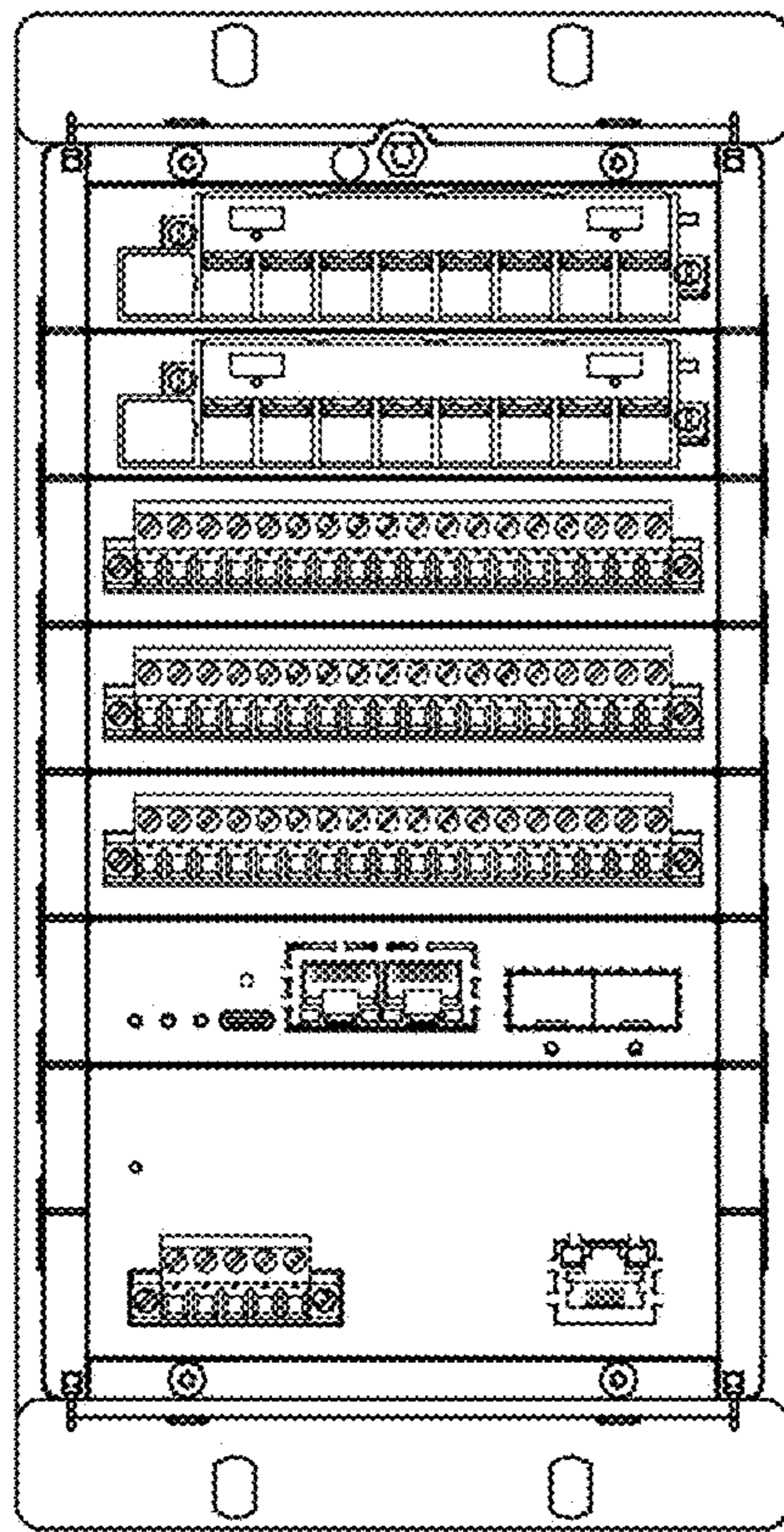


FIG. 5

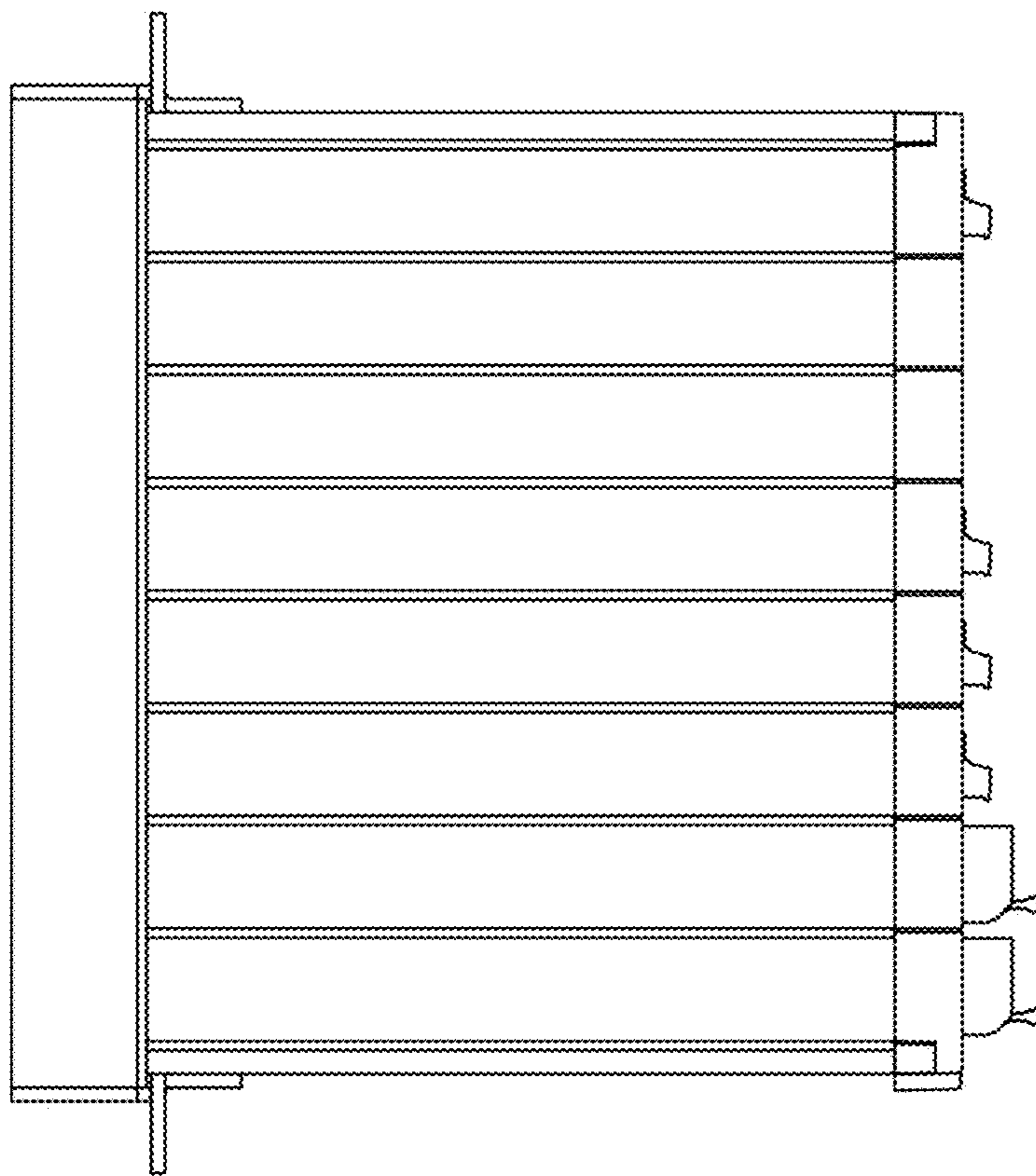


FIG. 6



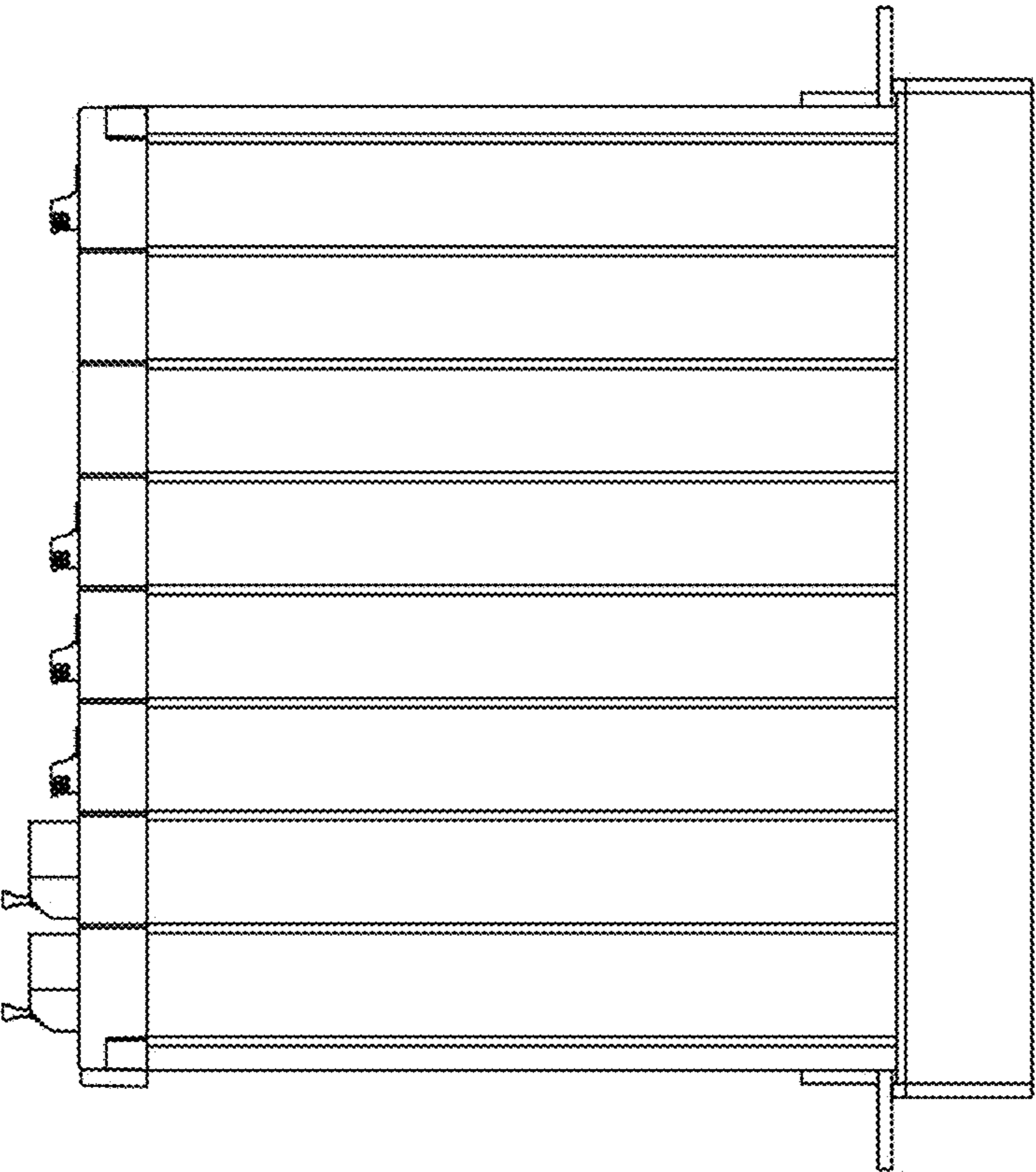


FIG. 7

UNITED STATES PATENT AND TRADEMARK OFFICE  
**CERTIFICATE OF CORRECTION**

PATENT NO. : D914,626 S  
APPLICATION NO. : 29/687691  
DATED : March 30, 2021  
INVENTOR(S) : Fredrik Alfredsson

Page 1 of 1

It is certified that error appears in the above-identified patent and that said Letters Patent is hereby corrected as shown below:

On the Title Page

Item (57) CLAIM, Line 1, delete “design for a for electronic device” and insert --design for an electronic device--.

Under “DESCRIPTION”, Lines 1-2, delete “embodiment of a for electronic device” and insert --embodiment of an electronic device--.

Signed and Sealed this  
Twenty-fourth Day of August, 2021



Drew Hirshfeld  
*Performing the Functions and Duties of the  
Under Secretary of Commerce for Intellectual Property and  
Director of the United States Patent and Trademark Office*