



US00D914592S

(12) **United States Design Patent**
Chen

(10) **Patent No.:** **US D914,592 S**

(45) **Date of Patent:** **** Mar. 30, 2021**

(54) **POWER BANK**

(71) Applicant: **Huarong Chen**, Fu'an (CN)

(72) Inventor: **Huarong Chen**, Fu'an (CN)

(73) Assignee: **ELAPUS CO., LIMITED**, Hong Kong (CN)

(**) Term: **15 Years**

(21) Appl. No.: **29/745,938**

(22) Filed: **Aug. 11, 2020**

(51) **LOC (13) Cl.** **13-02**

(52) **U.S. Cl.**
USPC **D13/108; D13/103**

(58) **Field of Classification Search**
USPC D13/103, 107-110, 118-119, 184, 199
CPC .. H02J 50/00; H02J 50/10; H02J 50/12; H02J 50/80; H02J 7/025; H02J 7/005; H02J 7/0026; H02J 7/0042; H02J 7/0044; H02J 7/0045; H02J 7/0013; H02J 7/0003; H02J 50/40; H02J 50/402; H02J 7/007; H02J 7/0027; H02J 7/342; H02J 7/345; H02J 7/0047; H02J 7/00047; H02J 7/02
See application file for complete search history.

(56) **References Cited**

U.S. PATENT DOCUMENTS

D575,227 S *	8/2008	So	D13/110
D711,318 S *	8/2014	Xinfang	D13/108
D712,351 S *	9/2014	Zeng	D13/108
D713,786 S *	9/2014	Wen	D13/108
D719,506 S *	12/2014	Jung	D13/108

D812,000 S *	3/2018	Li	D13/108
D823,243 S *	7/2018	Toscani	D13/107
D828,295 S *	9/2018	Li	D13/108
D843,316 S *	3/2019	Zhou	D13/108
D853,322 S *	7/2019	Xu	D13/108
D860,933 S *	9/2019	Sun	D13/108
D872,011 S *	1/2020	Rao	D13/107
D873,213 S *	1/2020	Wu	D13/108
D873,214 S *	1/2020	Wu	D13/108
D877,070 S *	3/2020	Lemelson	D13/108
D881,807 S *	4/2020	Xu	D13/108
D883,925 S *	5/2020	Yoon	D13/108
D888,660 S *	6/2020	Jen	D13/108
D899,360 S *	10/2020	Chen	D13/108

* cited by examiner

Primary Examiner — Rosemary K Tarcza

(74) *Attorney, Agent, or Firm* — Justin Lampel

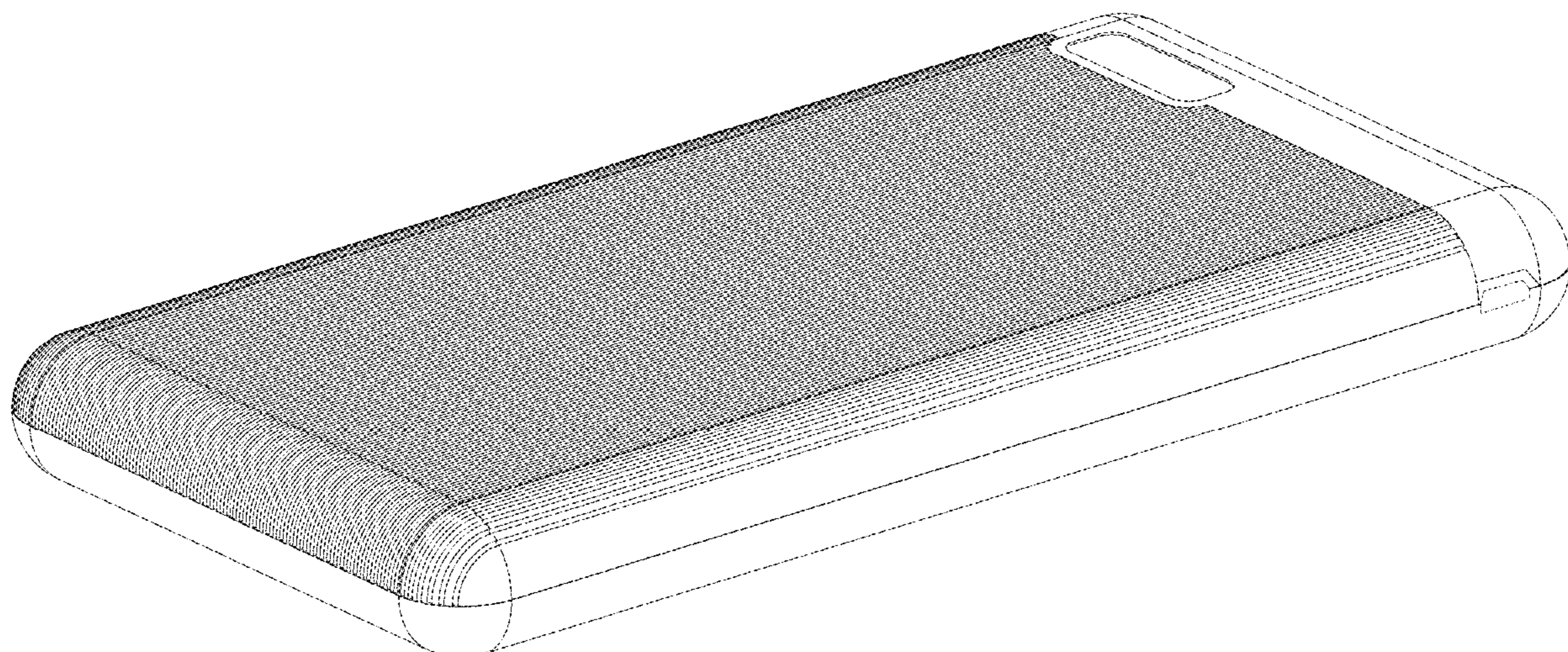
(57) **CLAIM**

The ornamental design for a power bank, as shown and described.

DESCRIPTION

FIG. 1 is a perspective view of a power bank showing the claimed design;
FIG. 2 is a top plan view thereof;
FIG. 3 is a left side view thereof;
FIG. 4 is a rear elevational view thereof;
FIG. 5 is a right side view thereof;
FIG. 6 is a front elevational view thereof; and,
FIG. 7 is a bottom plan view thereof.
The broken lines illustrate portions of the power bank that form no part of the claimed design.

1 Claim, 7 Drawing Sheets



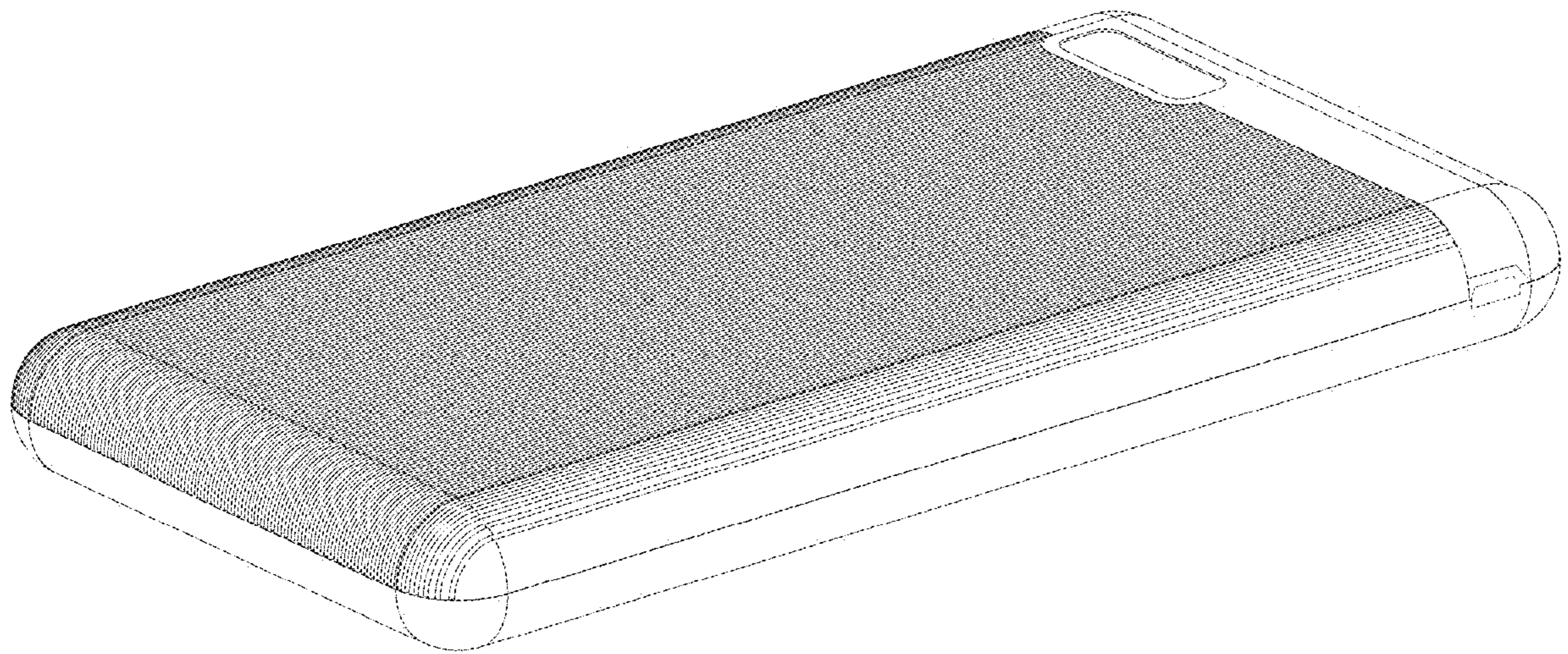


FIG. 1




FIG. 2




FIG. 3

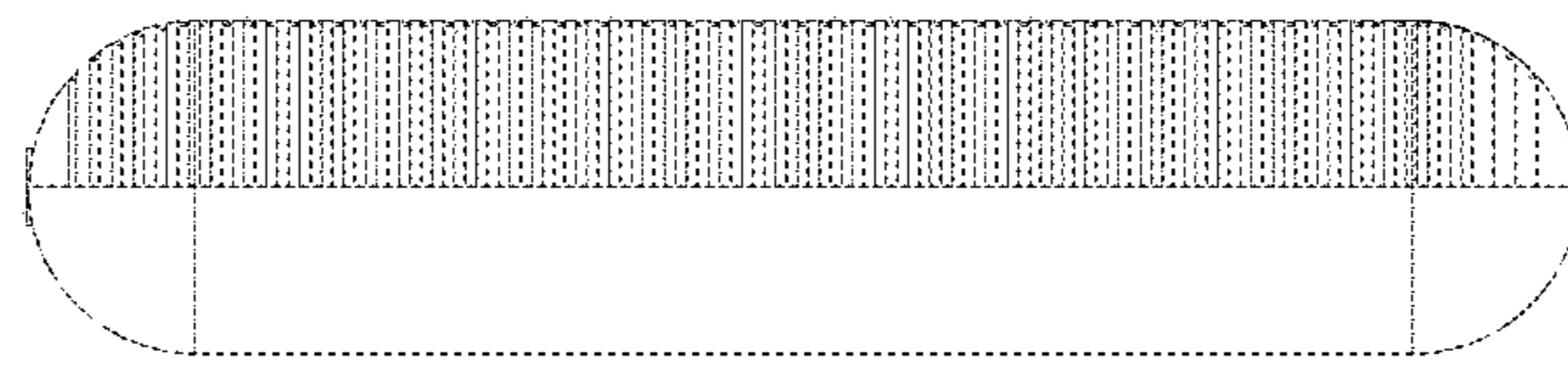


FIG. 4




FIG.5

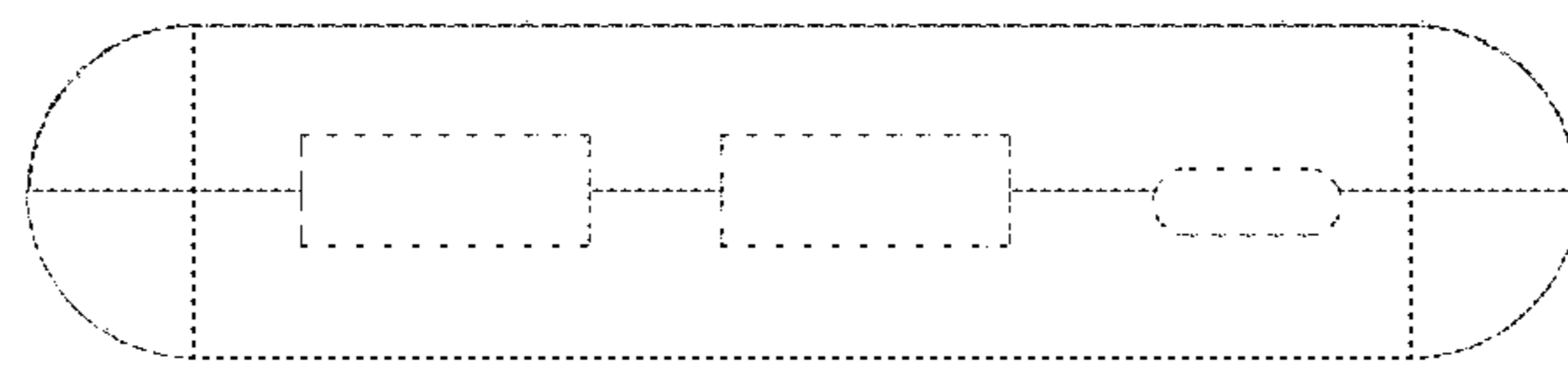


FIG. 6




FIG. 7