



US00D914591S

(12) **United States Design Patent**
Ganapathy et al.

(10) **Patent No.:** **US D914,591 S**

(45) **Date of Patent:** **** Mar. 30, 2021**

(54) **CHARGER**

(71) Applicant: **Sivantos Pte. Ltd.**, Singapur (SG)

(72) Inventors: **Anand Ganapathy**, Singapore (SG);
Martyn Beedham, London (GB)

(73) Assignee: **Sivantos Pte. Ltd.**, Singapur (SG)

(**) Term: **15 Years**

(21) Appl. No.: **35/506,872**

(22) Filed: **Dec. 21, 2018**

(80) **Hague Agreement Data**

Int. Filing Date: **Dec. 21, 2018**

Int. Reg. No.: **DM/201326**

Int. Reg. Date: **Dec. 21, 2018**

Int. Reg. Pub. Date: **Jun. 14, 2019**

(30) **Foreign Application Priority Data**

Jun. 29, 2018 (EM) 005331287-0001

Jun. 29, 2018 (EM) 005331287-0002

Jun. 29, 2018 (EM) 005331287-0003

(51) **LOC (13) Cl.** **13-03**

(52) **U.S. Cl.**
USPC **D13/107**

(58) **Field of Classification Search**
USPC D13/107, 116, 103, 108, 110; D16/237;
D27/163, 162; D3/294
CPC H01M 2/105
See application file for complete search history.

(56) **References Cited**

U.S. PATENT DOCUMENTS

D553,077 S * 10/2007 Kim D13/108

D734,250 S * 7/2015 Rennick D13/107

D736,701 S * 8/2015 Shigeno D13/108

D749,042 S *	2/2016	Gecawicz	D13/107
D773,989 S *	12/2016	Schiff	D13/107
D823,246 S *	7/2018	Lin	D13/108
D826,152 S *	8/2018	Christiansen	D13/108
D832,504 S *	10/2018	Qiu	D27/163
D845,894 S *	4/2019	Clark	D13/108
D864,857 S *	10/2019	Clark	D13/108
D865,663 S *	11/2019	Yao	D13/108
D870,666 S *	12/2019	Madsen	D13/108
D873,212 S *	1/2020	Chang	D13/107
D876,526 S *	2/2020	Fuller	D16/237
D878,048 S *	3/2020	Wang	D3/294
D880,054 S *	3/2020	Barbaric	D27/162

* cited by examiner

Primary Examiner — Rhea Shields

(74) *Attorney, Agent, or Firm* — Laurence A. Greenberg;
Werner H. Stemer; Ralph E. Locher

(57) **CLAIM**

The ornamental design for a charger, as shown and described.

DESCRIPTION

3.1 is a front perspective view of the charger showing my new design;

3.2 is a front elevation view thereof;

3.3 is a rear elevation view thereof;

3.4 is a left side elevation view thereof;

3.5 is a right side elevation view thereof;

3.6 is a top plan view thereof; and

3.7 is a bottom plan view thereof.

1 Claim, 7 Drawing Sheets

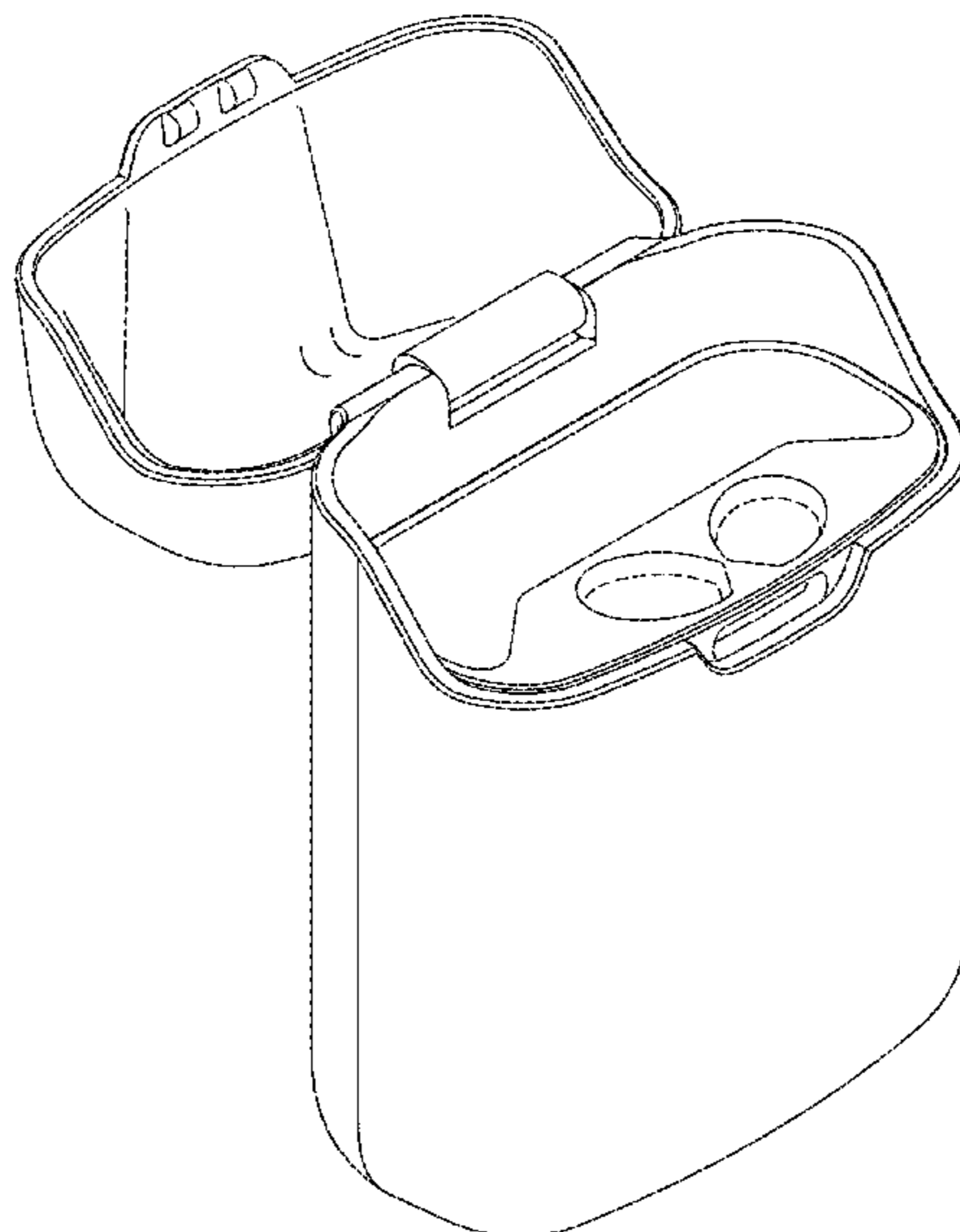


FIG. 3.1

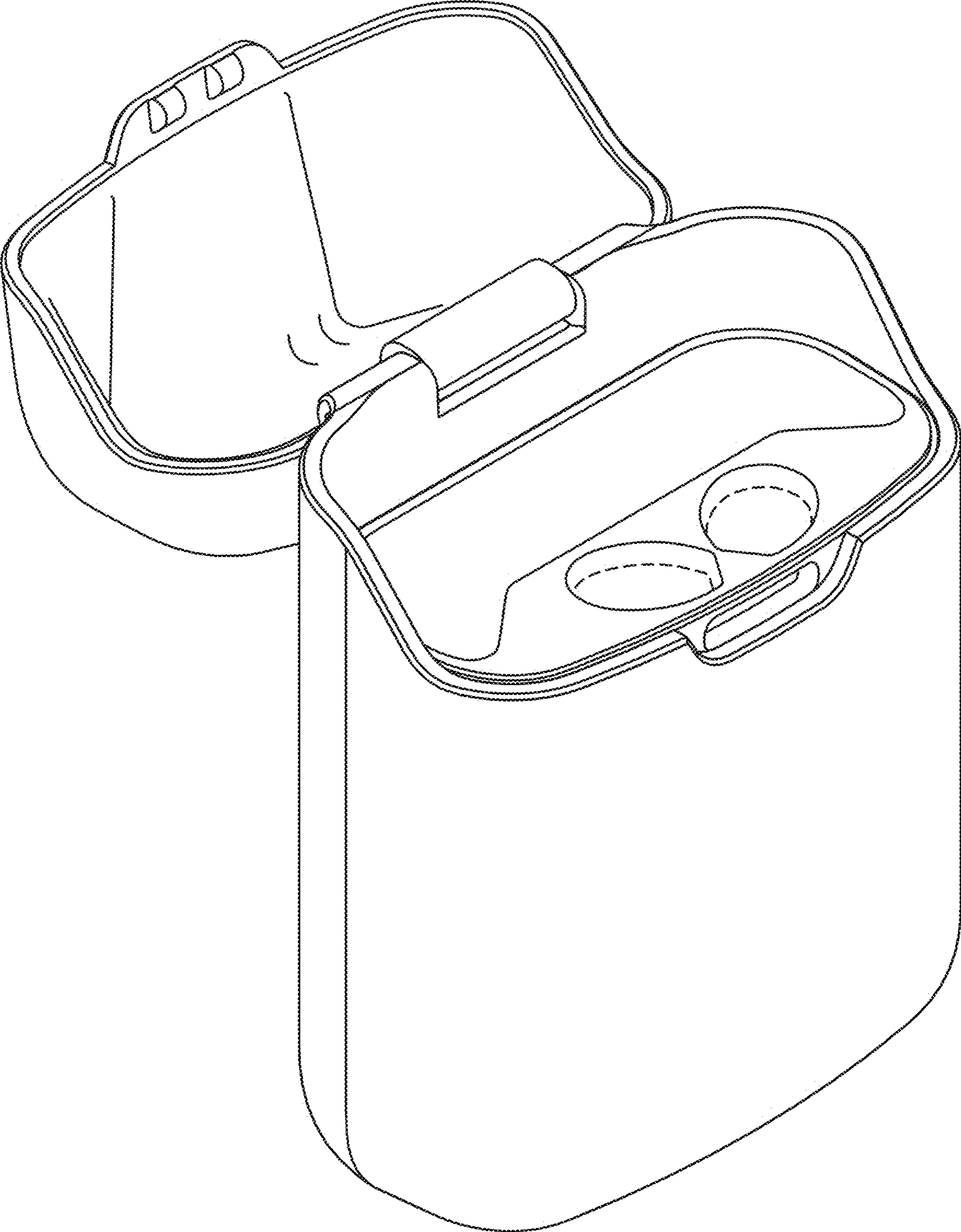


FIG. 3.2




FIG. 3.3




FIG. 3.4

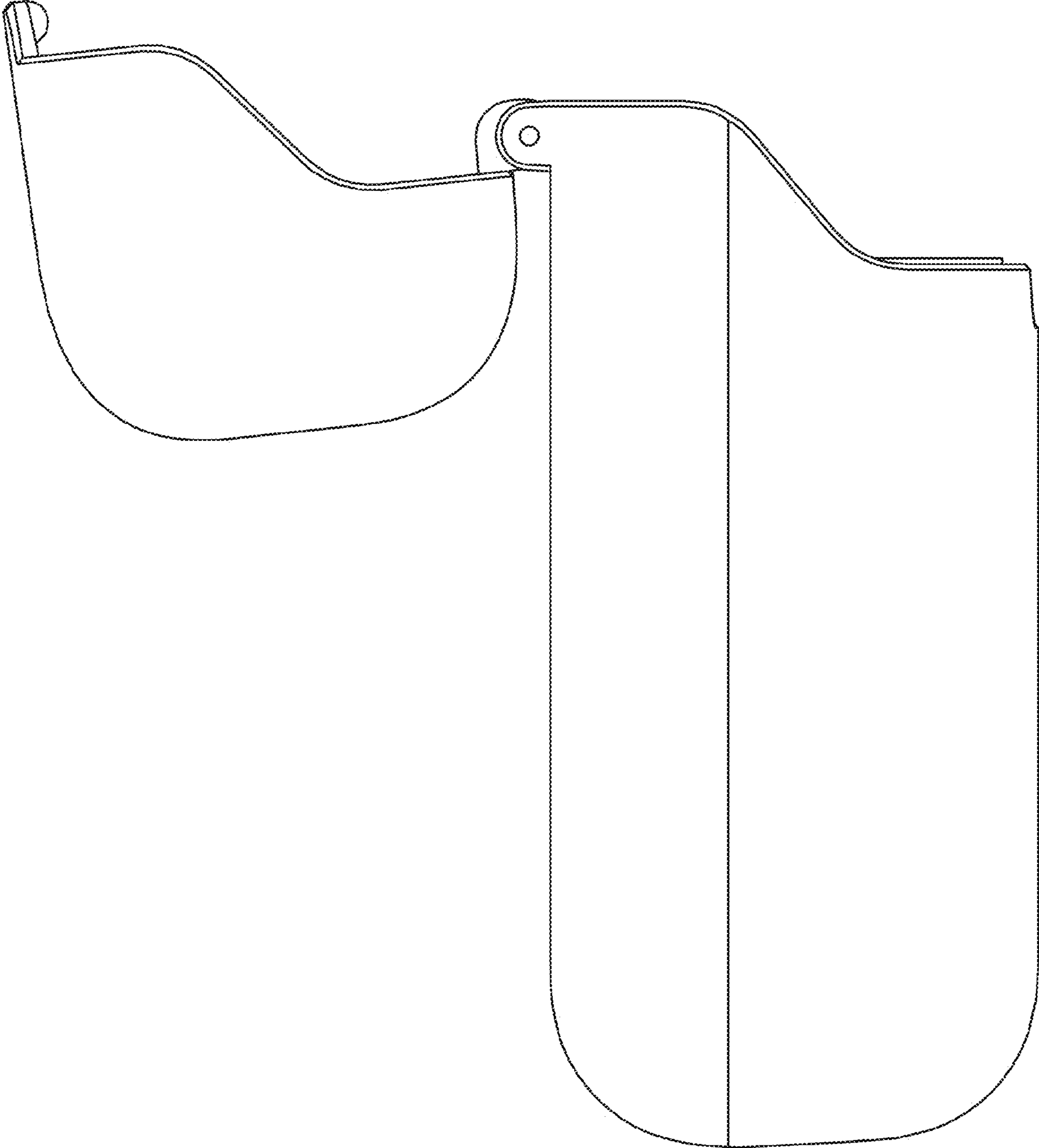


FIG. 3.5

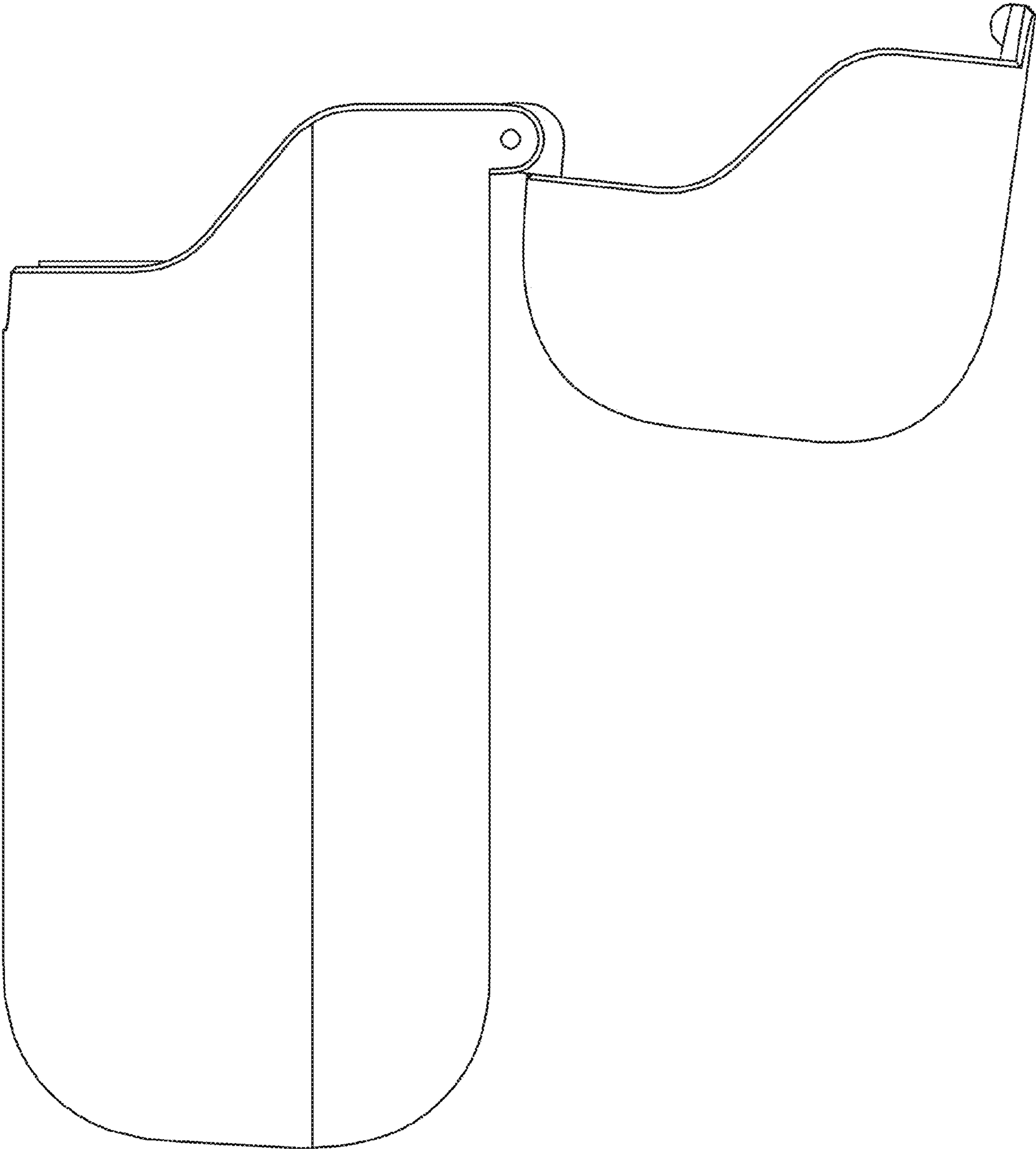


FIG. 3.6

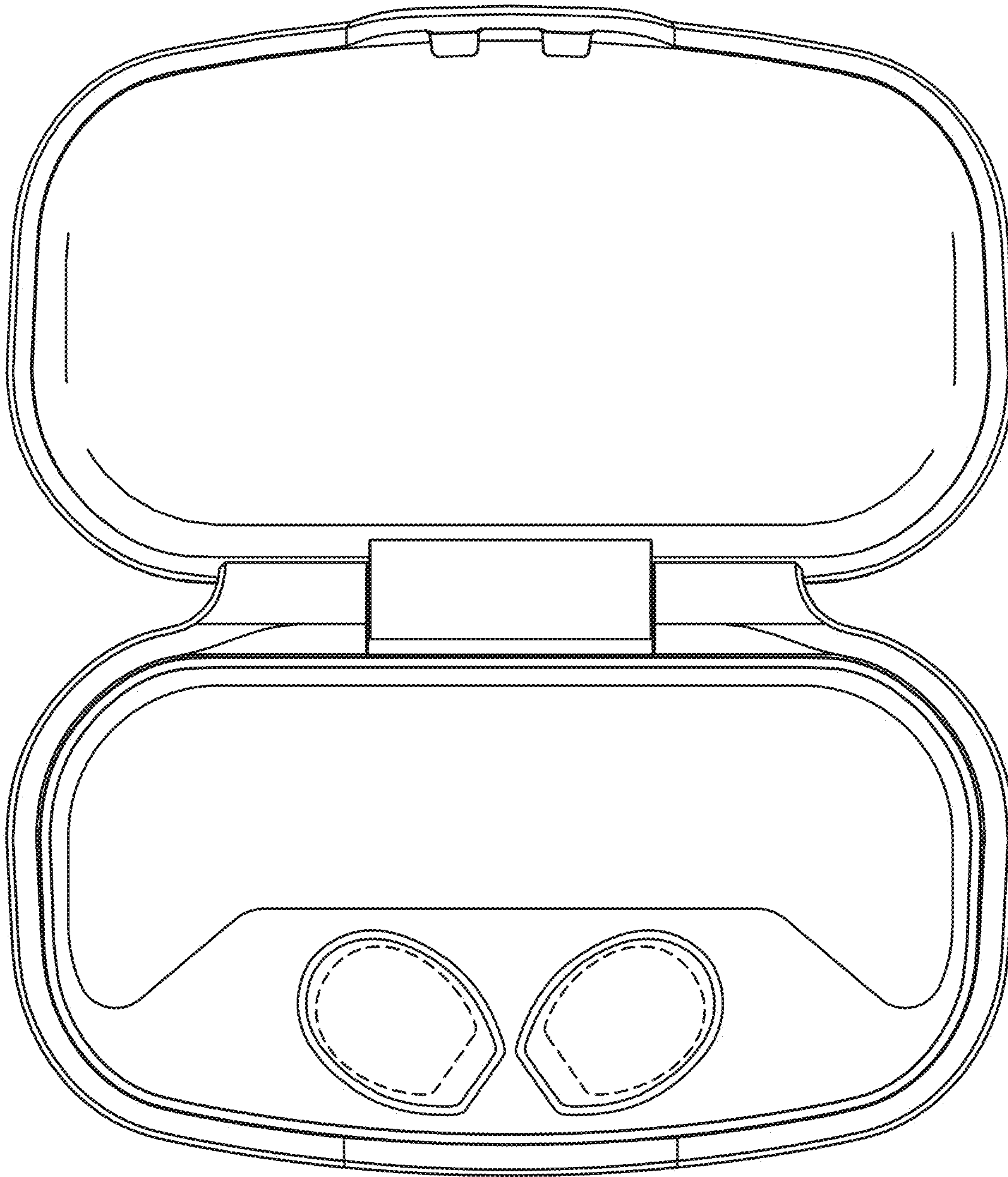


FIG. 3.7

