



US00D914552S

(12) **United States Design Patent**
Babar et al.

(10) **Patent No.:** **US D914,552 S**

(45) **Date of Patent:** **** Mar. 30, 2021**

(54) **RIGID SADDLE FOR MOTOR GRADER**

(71) Applicant: **Deere & Company**, Moline, IL (US)

(72) Inventors: **Onkar Babar**, Kolhapur (IN); **Michael J Ackerman**, Peosta, IA (US); **Anthony K Kraft**, Epworth, IA (US); **John Gundupalli**, Samalkot (IN); **Gregory K Werner**, Dubuque, IA (US)

(73) Assignee: **DEERE & COMPANY**, Moline, IL (US)

(**) Term: **15 Years**

(21) Appl. No.: **29/717,583**

(22) Filed: **Dec. 18, 2019**

(51) **LOC (13) Cl.** **12-16**

(52) **U.S. Cl.**
USPC **D12/162**

(58) **Field of Classification Search**
USPC D12/159, 160, 161, 162
CPC . B60D 1/60; B60D 1/065; B60D 1/00; B60D 1/06; B60D 1/36
See application file for complete search history.

(56) **References Cited**

U.S. PATENT DOCUMENTS

3,454,110	A	7/1969	Hanser	
5,697,630	A *	12/1997	Thompson	B60D 1/363 280/477
D503,131	S *	3/2005	Underwood	D12/162
D563,838	S *	3/2008	McCowan	D12/162
D687,353	S *	8/2013	Dunn	D12/162
D729,703	S *	5/2015	Song	D12/162
D773,345	S *	12/2016	Borkholder	D12/162
9,637,889	B2	5/2017	Elkins	
D841,526	S *	2/2019	Siegel	D12/162
D855,500	S *	8/2019	Metternich	D12/162
D858,368	S *	9/2019	Siegel	D12/162

D862,308	S *	10/2019	Siegel	D12/162
D887,910	S *	6/2020	Noel	D12/162
D898,628	S *	10/2020	Sagen	D12/162
2013/0013158	A1	1/2013	Weber et al.	
2017/0087947	A1*	3/2017	Moore	B60D 1/583
2019/0024340	A1	1/2019	Ono	
2020/0048865	A1	2/2020	Dauth et al.	

OTHER PUBLICATIONS

Case Motor Graders 8 Series and C Series. Product brochure [online]. CNH Industrial America LLC, 2019 [retrieved on Apr. 15, 2020]. Retrieved from the Internet: <URL:https://online.fliphtml5.com/kkbp/hnzu/#p=1>.

Case B-Series Motor Graders 845B, 865B, 885B. Product brochure [online]. CNH Industrial America LLC, 2018 [retrieved on Apr. 15, 2020]. Retrieved from the Internet: <URL:https://assets.cnhindustrial.com/casece/emea/assets/pdf/products/ame/en/brochures/graders/graders-brochure-en.pdf>.

(Continued)

Primary Examiner — Katrina A Betton

(57) **CLAIM**

The ornamental design for a rigid saddle for motor grader, as shown and described.

DESCRIPTION

FIG. 1 is a perspective view of a rigid saddle for motor grader showing our new design.

FIG. 2 is a left side view thereof.

FIG. 3 is a right side view thereof.

FIG. 4 is a front view thereof.

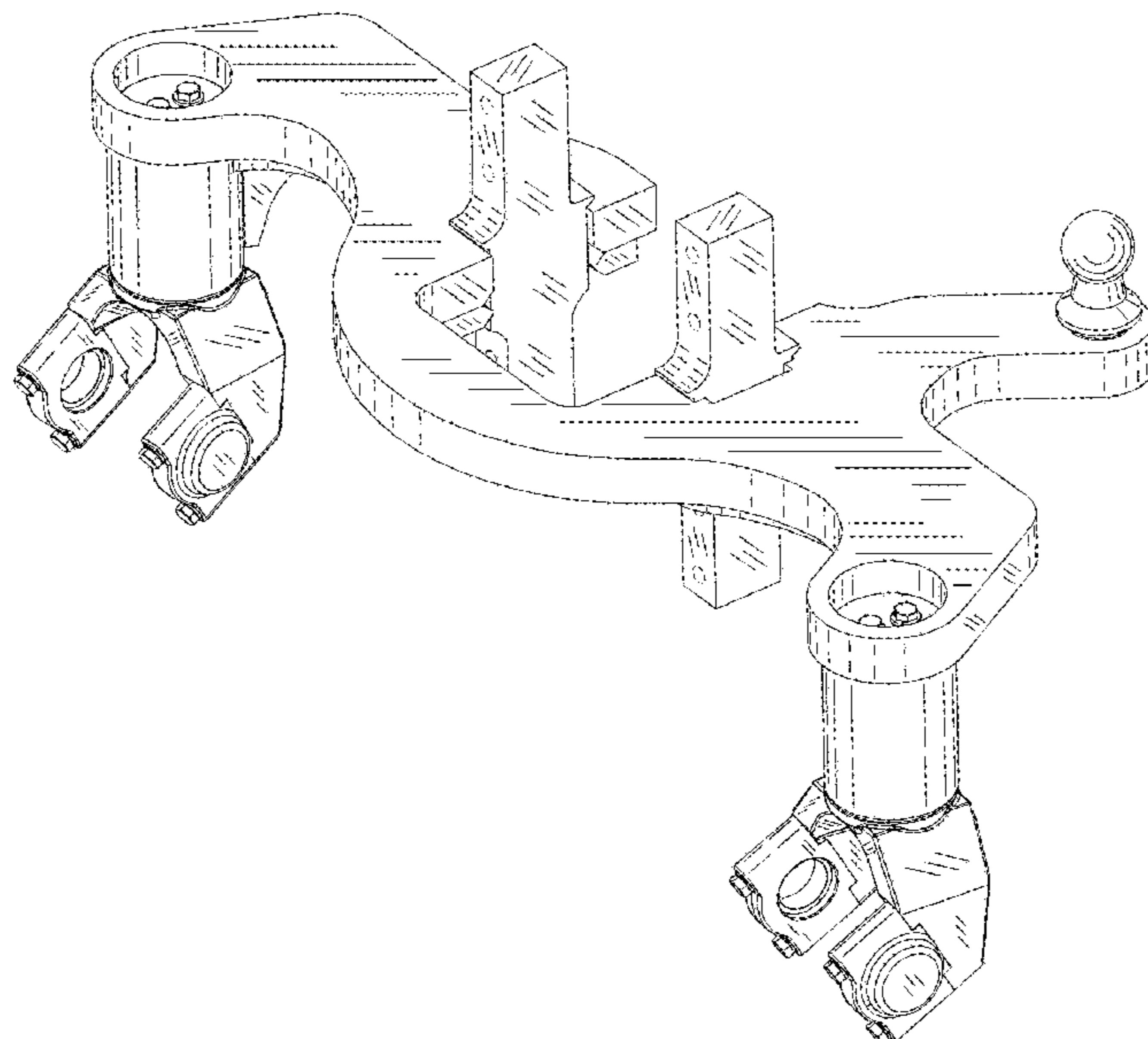
FIG. 5 is a rear view thereof.

FIG. 6 is a top view thereof; and,

FIG. 7 is a bottom view thereof.

The broken line representations of environmental structure in FIGS. 1-7 is for illustrative purposes only and forms no part of the claimed design.

1 Claim, 7 Drawing Sheets



(56)

References Cited

OTHER PUBLICATIONS

Motor Grader GD655-7 [online]. Komatsu, 2020 [retrieved on Apr. 15, 2020]. Retrieved from the Internet: <URL: <https://www.komatsuamerica.com/equipment/motorgraders/ graders/gd655-7>>.

Image of full radial saddle. Case/CNH Industrial America LLC, known prior art as of Oct. 16, 2018.

Image of full radial saddle. Komatsu, known prior art as of Oct. 16, 2018.

Image of full radial saddle. Sany, known prior art as of Oct. 16, 2018.

Image of full radial saddle. Leeboy, known prior art as of Oct. 16, 2018.

Image of 4 bar saddle. John Deere, known prior art as of Oct. 16, 2018.

* cited by examiner

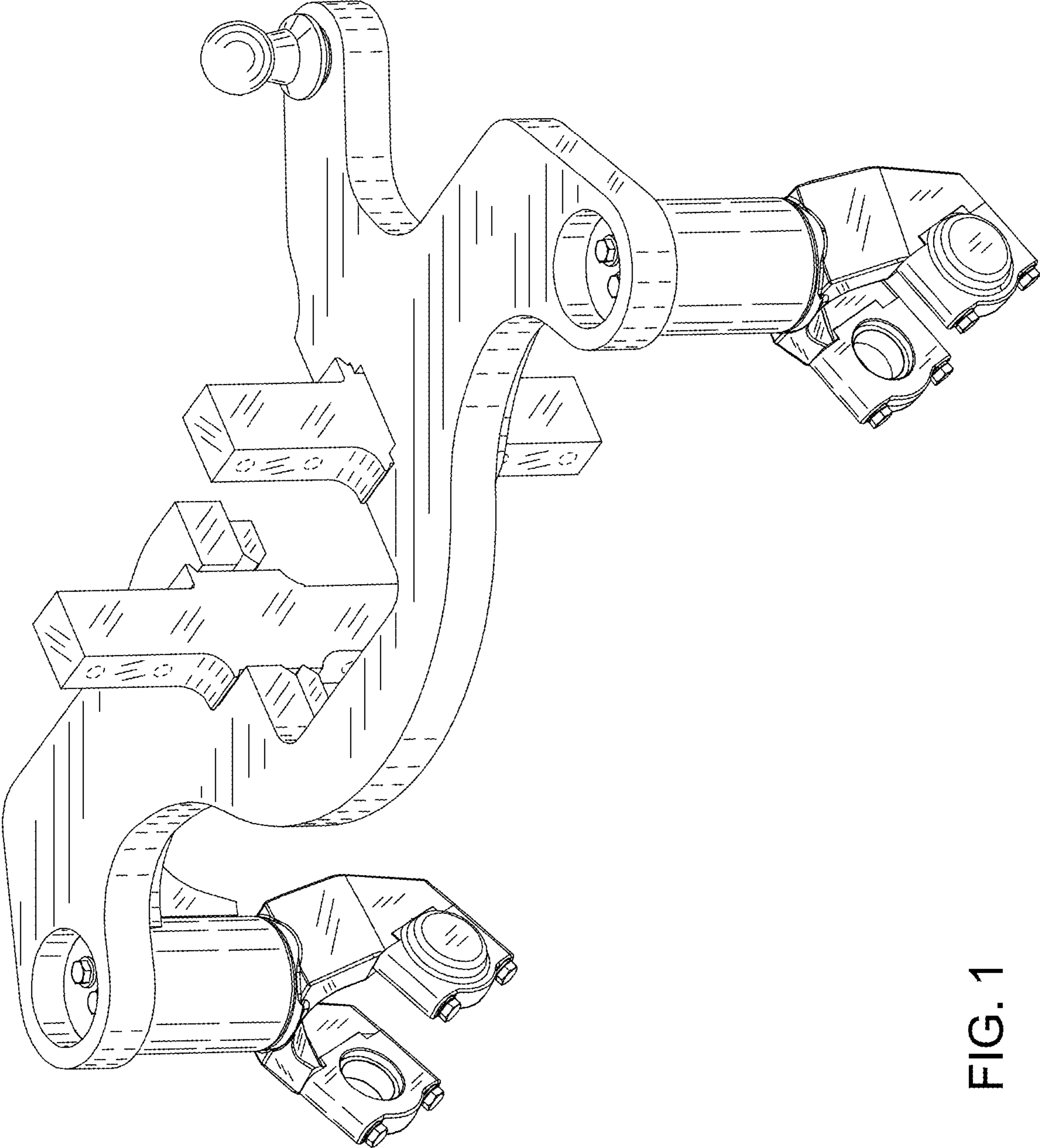


FIG. 1

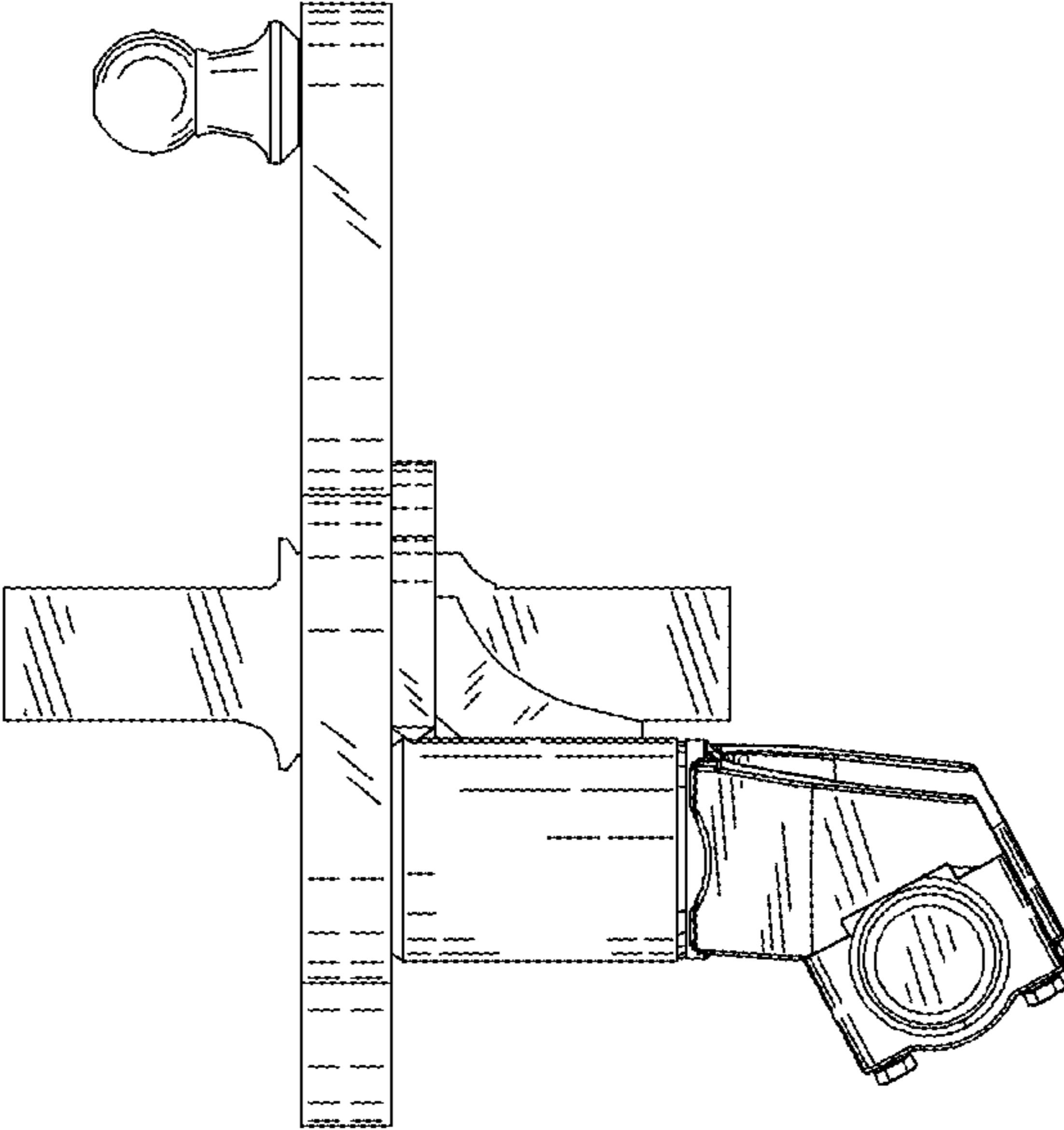


FIG. 2

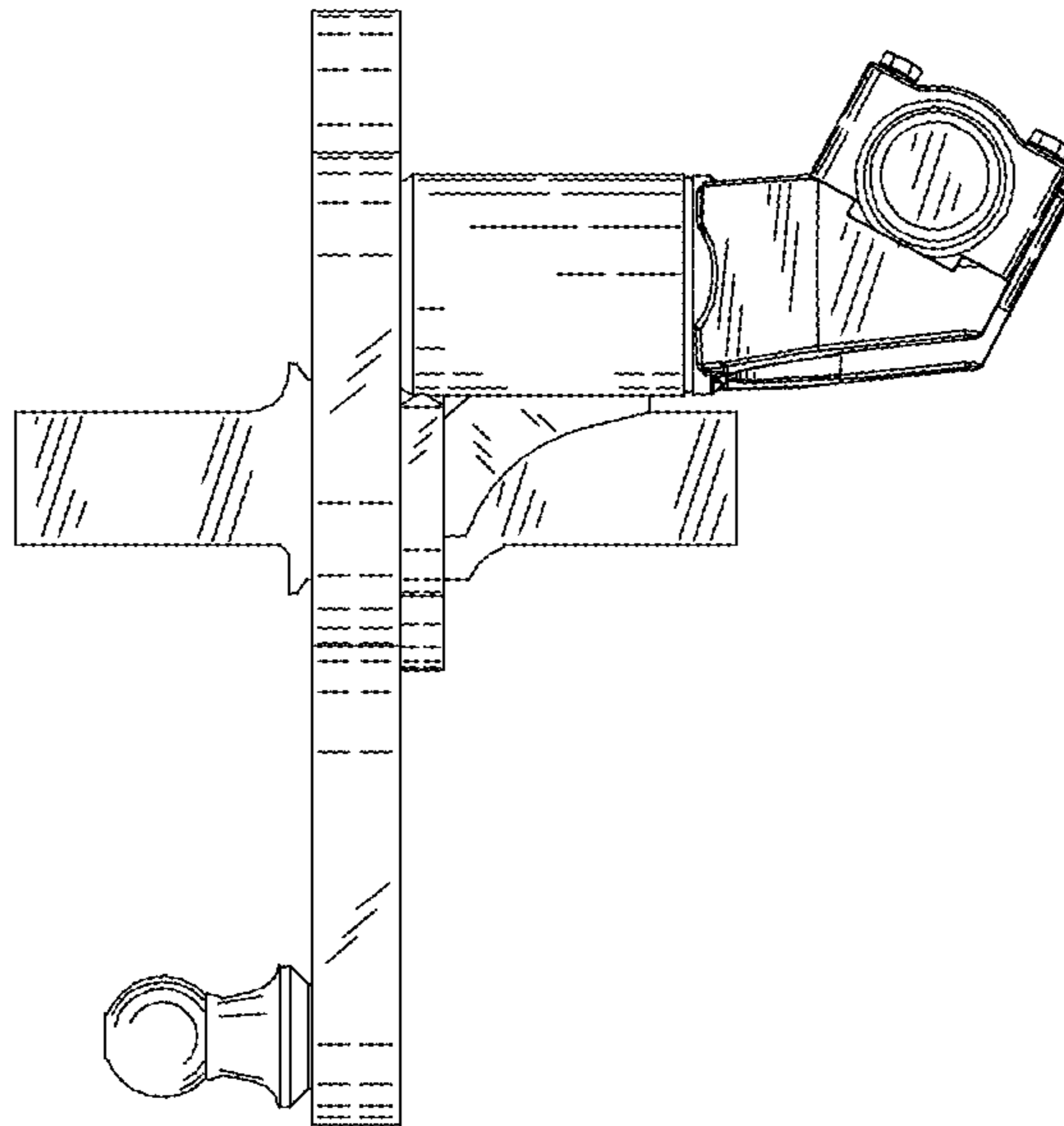


FIG. 3

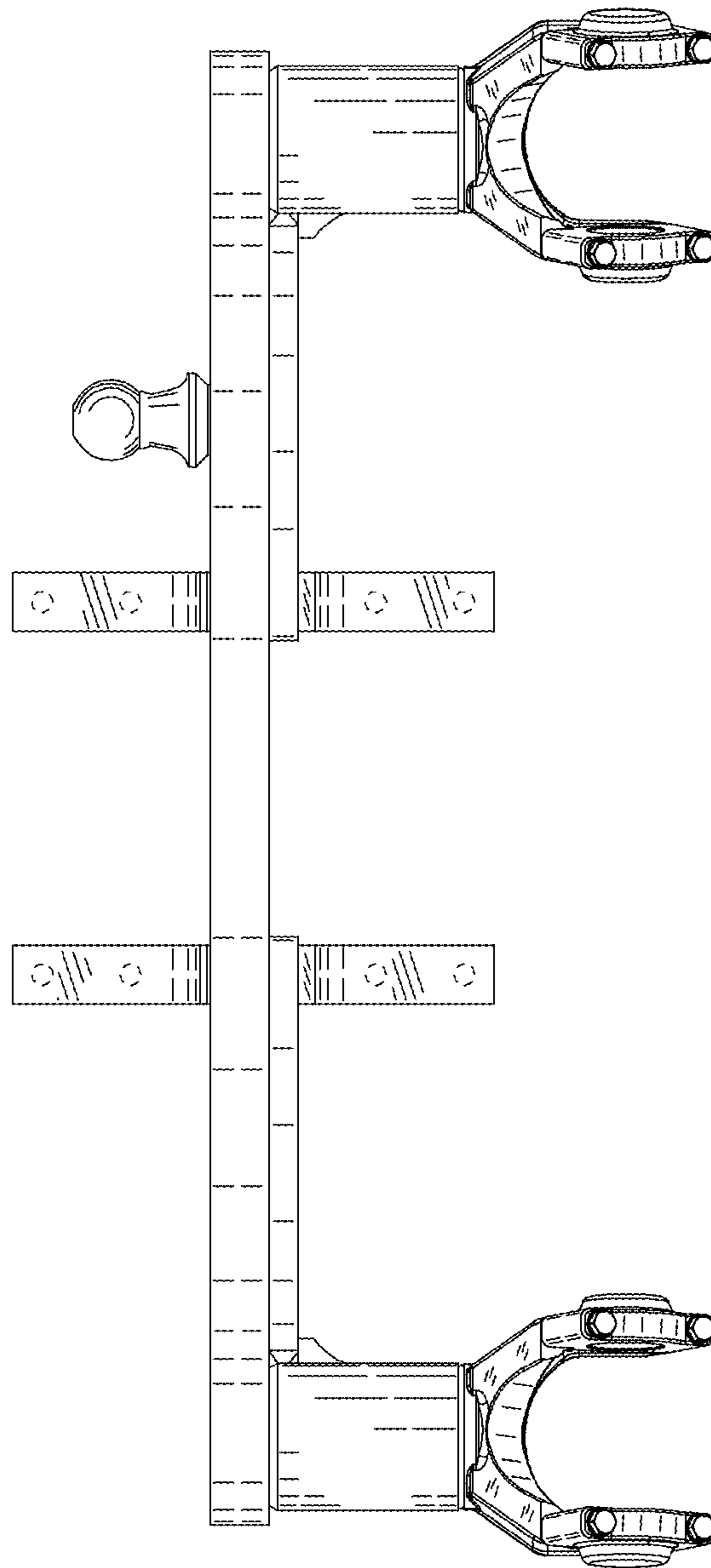


FIG. 4

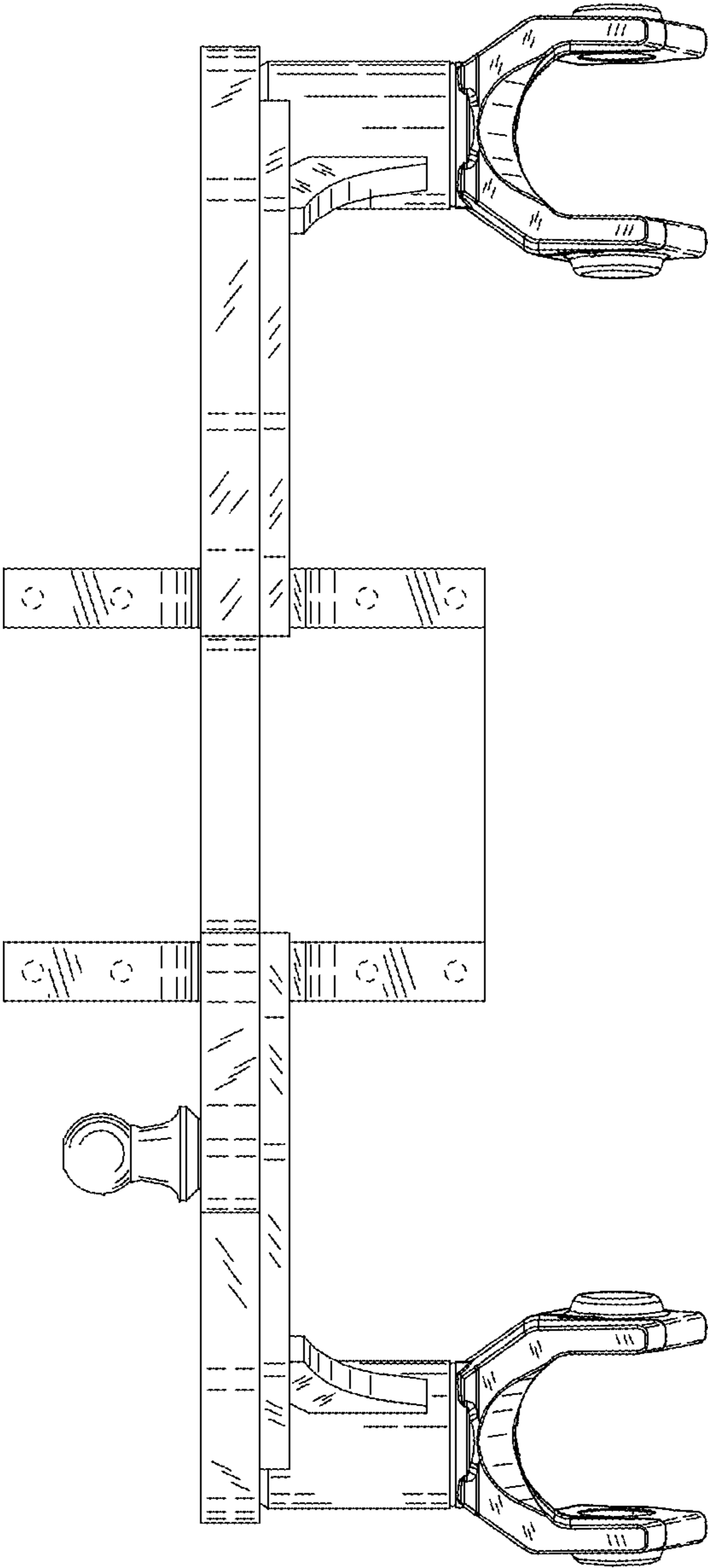


FIG. 5

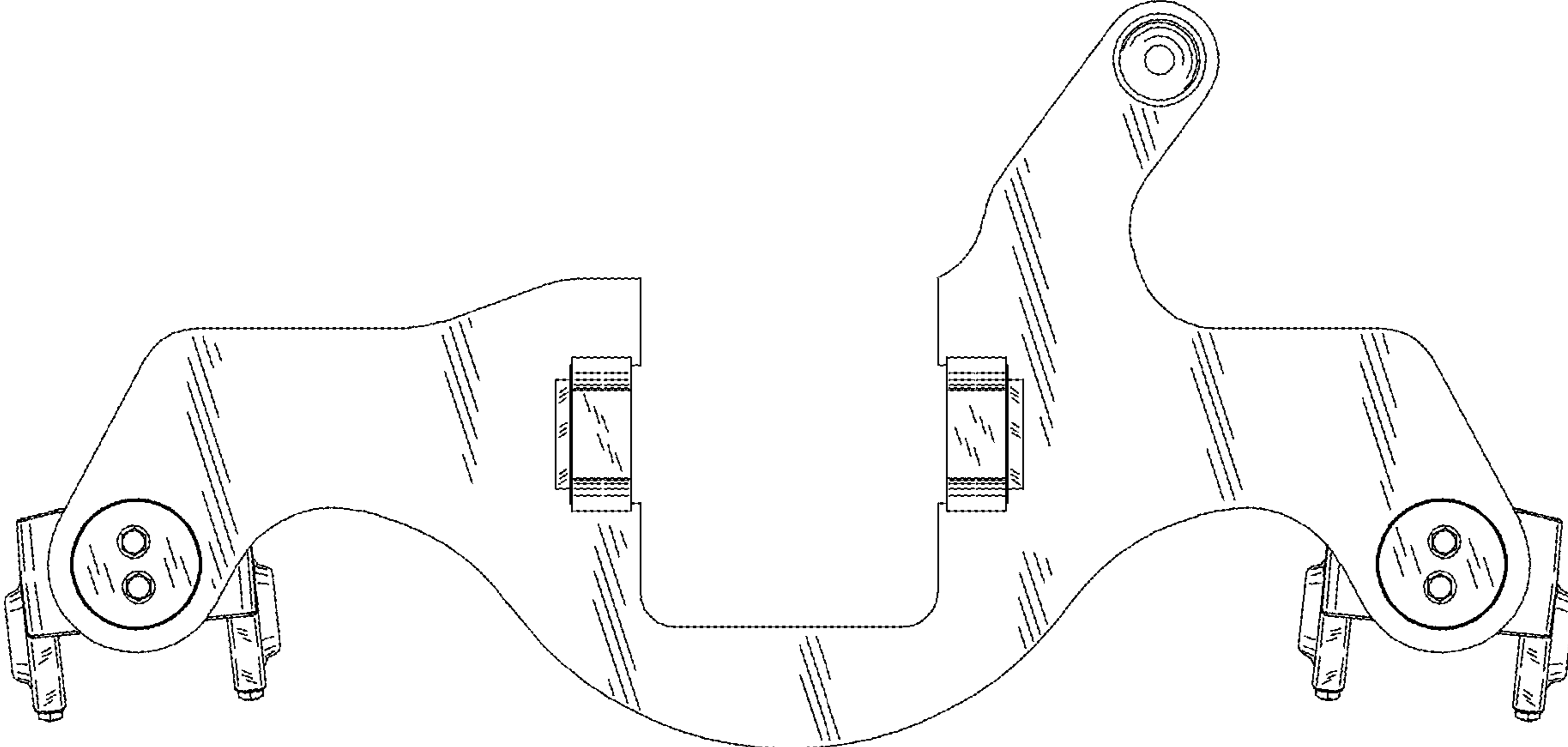


FIG. 6

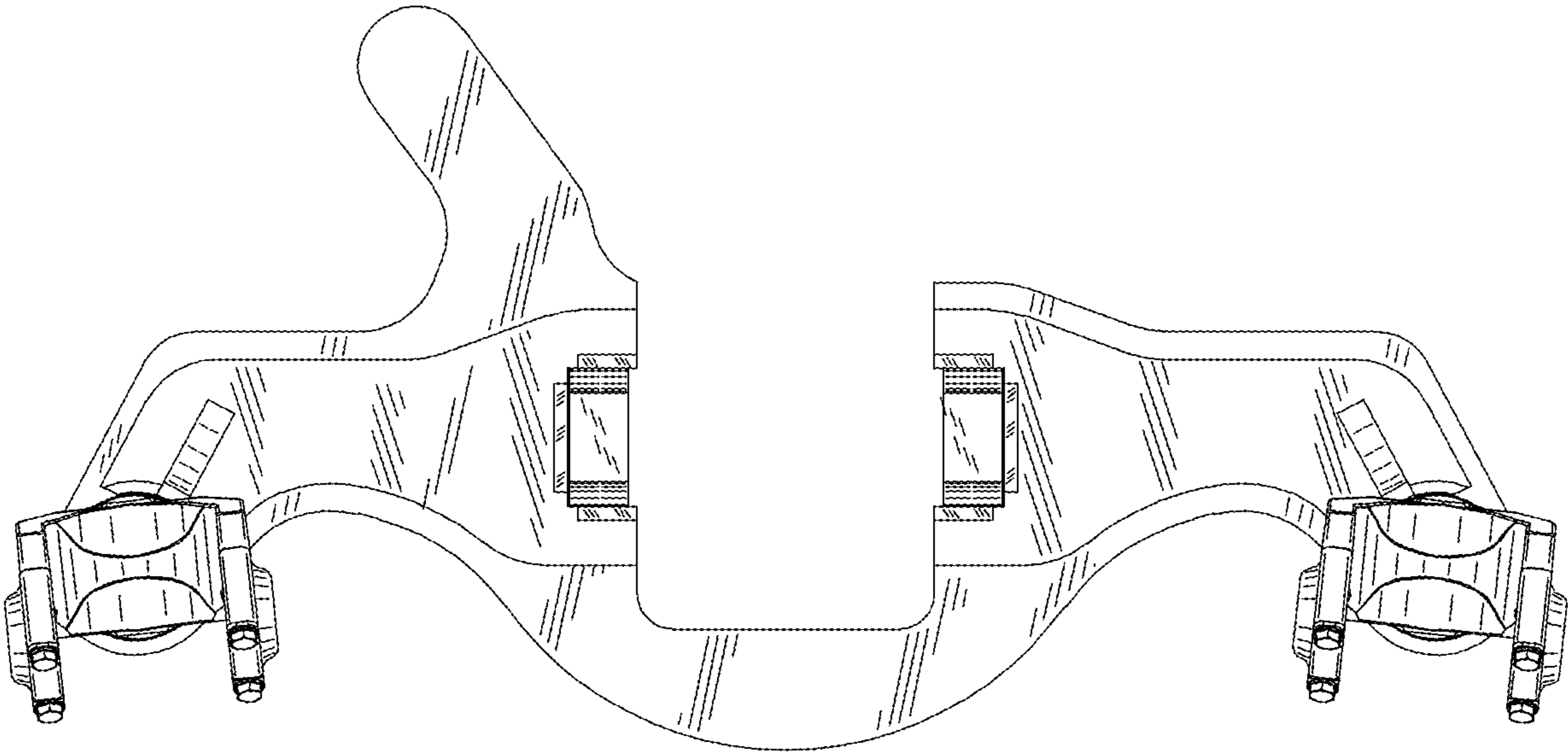


FIG. 7