



US00D914531S

(12) **United States Design Patent**
Winston

(10) **Patent No.:** **US D914,531 S**
(45) **Date of Patent:** **** Mar. 30, 2021**

(54) **BRACELET**

(71) Applicant: **EGJHZ, LLC**, Fairview, NJ (US)

(72) Inventor: **Adina Winston**, New York, NY (US)

(**) Term: **15 Years**

(21) Appl. No.: **29/707,403**

(22) Filed: **Sep. 27, 2019**

(51) **LOC (13) Cl.** **11-01**

(52) **U.S. Cl.**
USPC **D11/6**

(58) **Field of Classification Search**

USPC D11/1-13, 26, 40; D28/41; D3/207,
D3/208; D24/194, 195
CPC A44C 11/00; A44C 11/002; A44C 13/00;
A44C 15/0045; A44C 15/003; A44C
15/005; A44C 15/0055; A44C 15/006;
A44C 5/00; A44C 5/0023; A44C 5/0038;
A44C 5/0084; A44C 5/02; A44C 5/022;
A44C 5/025; A44C 5/10; A44C 5/102;
A44C 5/105; A44C 5/107; A44C 23/00

See application file for complete search history.

(56) **References Cited**

U.S. PATENT DOCUMENTS

430,295 A * 6/1890 Mathewson A44C 11/002
63/3
D40,321 S * 10/1909 Beatar D11/5
1,371,925 A * 3/1921 Morgenthaler G09F 3/005
D11/7
D60,470 S * 2/1922 Sabbath D11/11
1,522,297 A * 1/1925 Godsol A44C 11/002
40/662

(Continued)

OTHER PUBLICATIONS

Womenjoinhands Facebook page, image published on Oct. 15,
2019, online. Site visited on Oct. 13, 2020. Site URL:<“https://

www.facebook.com/womenjoinhand/photos/a.111618626919680/
111655450249331/?”> (Year: 2019).*

Primary Examiner — Llorelys Martinez

(74) *Attorney, Agent, or Firm* — Brian Roffe

(57) **CLAIM**

The ornamental design for a bracelet, as shown.

DESCRIPTION

The file of this patent contains at least one drawing/photo-
graph executed in color. Copies of this patent with color
drawing(s)/photograph(s) will be provided by the Office
upon request and payment of the necessary fee.

FIG. 1 is a perspective view of a first embodiment of a
bracelet showing my new design;

FIG. 2 is a front view thereof;

FIG. 3 is a rear view thereof;

FIG. 4 is a top view thereof;

FIG. 5 is a bottom view thereof;

FIG. 6 is a left view thereof;

FIG. 7 is a right view thereof;

FIG. 8 is a perspective view of a second embodiment of a
bracelet showing my new design;

FIG. 9 is a front view thereof;

FIG. 10 is a rear view thereof;

FIG. 11 is a top view thereof;

FIG. 12 is a bottom view thereof;

FIG. 13 is a left view thereof;

FIG. 14 is a right view thereof;

FIG. 15 is a perspective view of a third embodiment of a
bracelet showing my new design;

FIG. 16 is a front view thereof;

FIG. 17 is a rear view thereof;

FIG. 18 is a top view thereof;

FIG. 19 is a bottom view thereof;

FIG. 20 is a left view thereof; and,

FIG. 21 is a right view thereof.

1 Claim, 9 Drawing Sheets
(9 of 9 Drawing Sheet(s) Filed in Color)



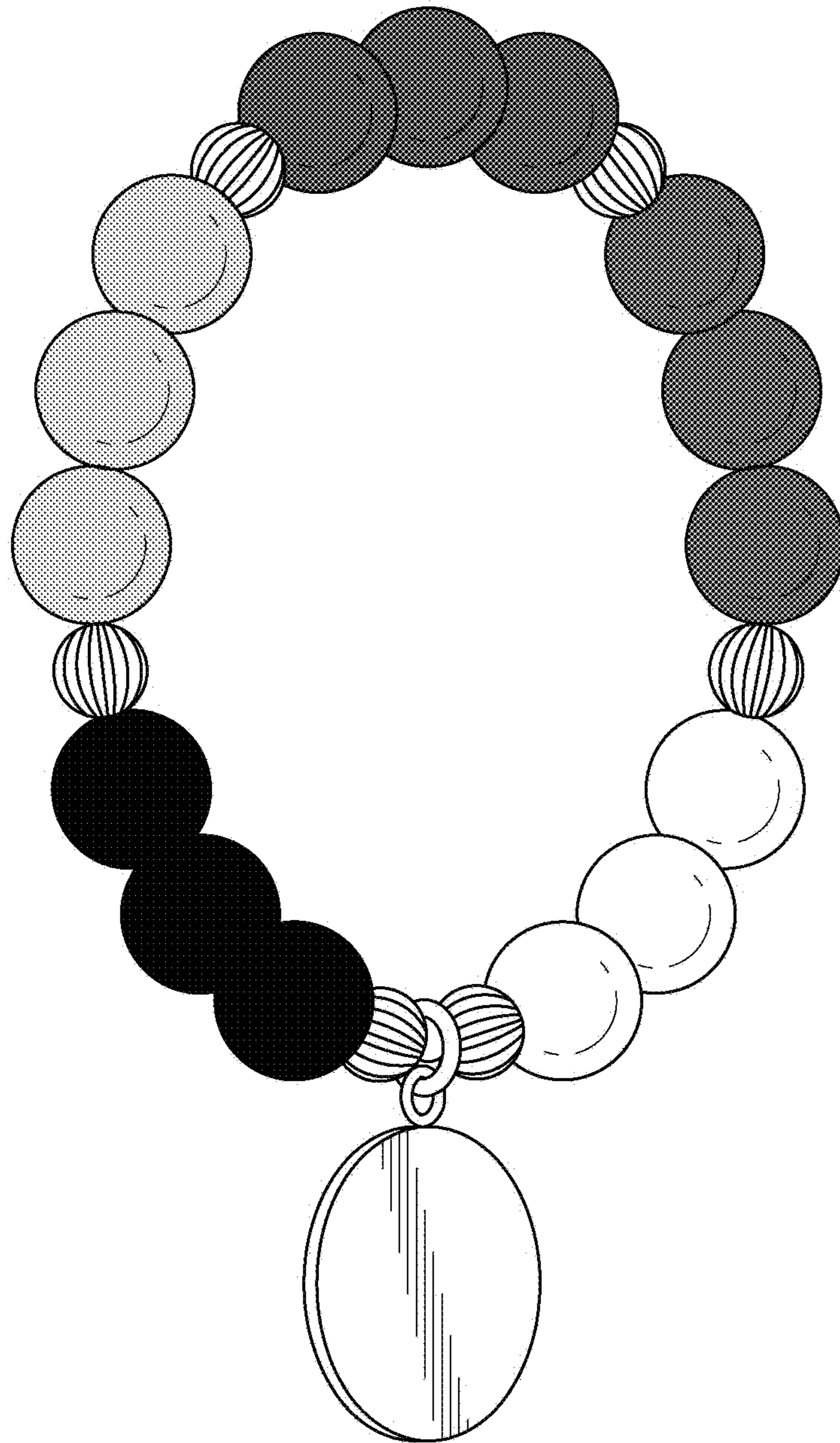


FIG. 1




FIG. 2




FIG. 3

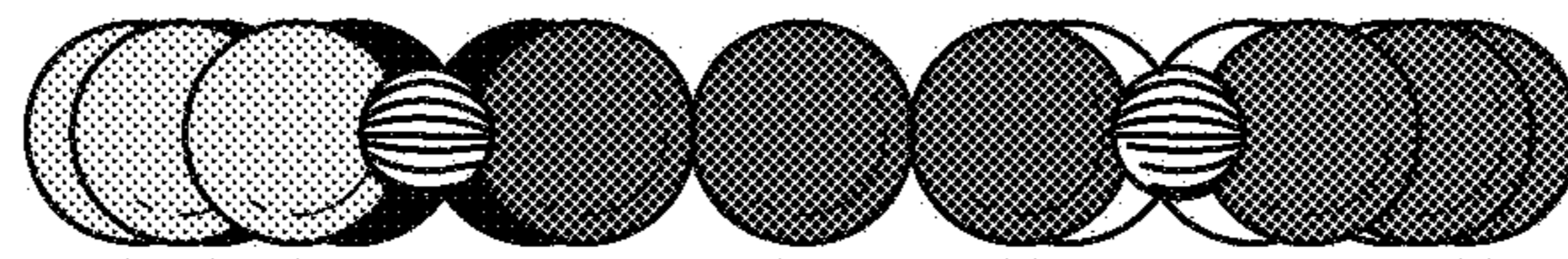


FIG. 4

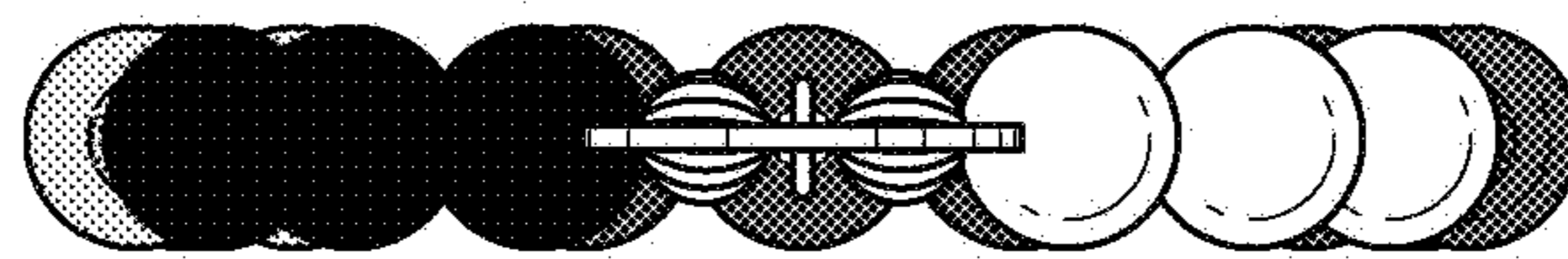


FIG. 5




FIG. 6



FIG. 7

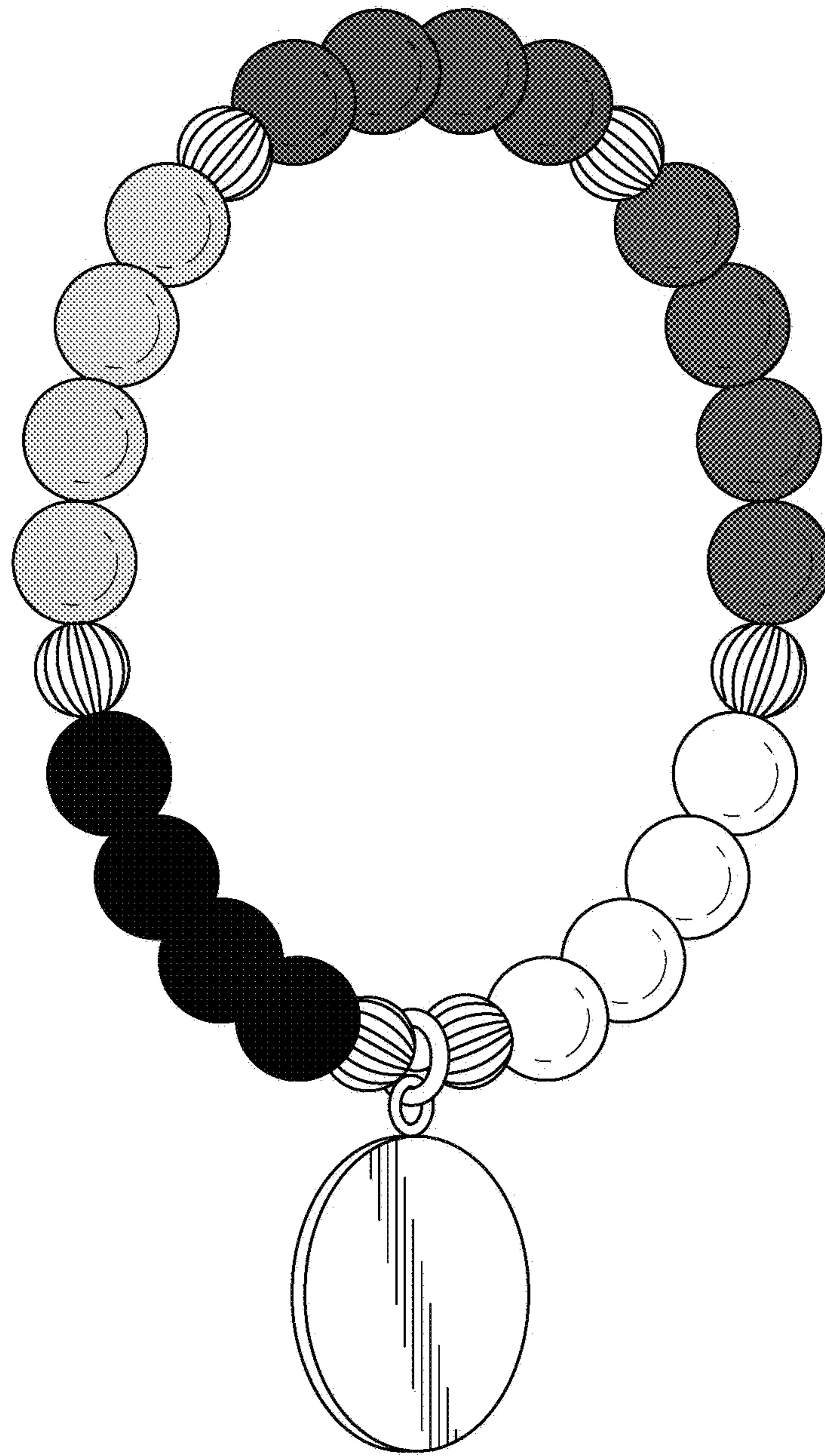


FIG. 8




FIG. 9

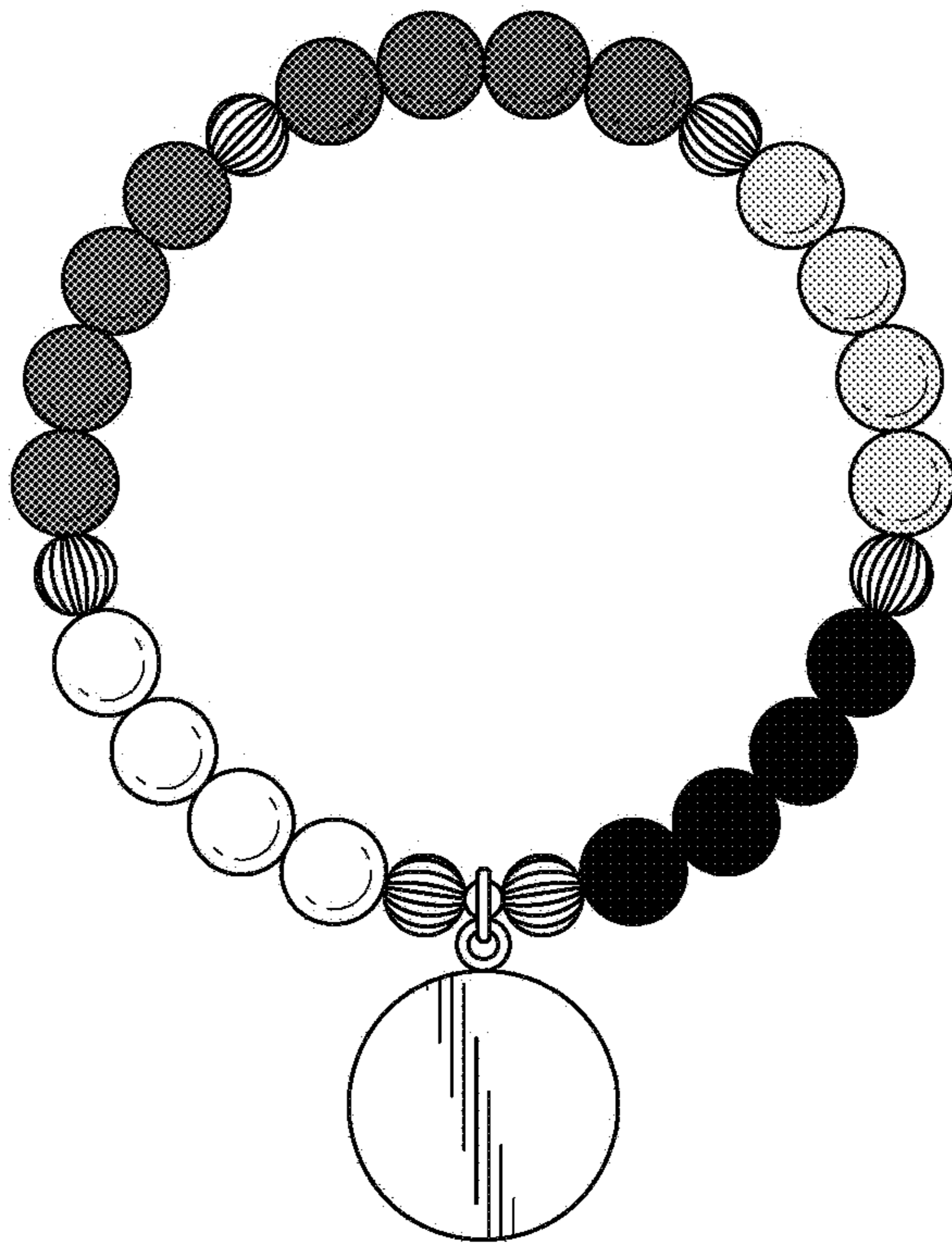


FIG. 10

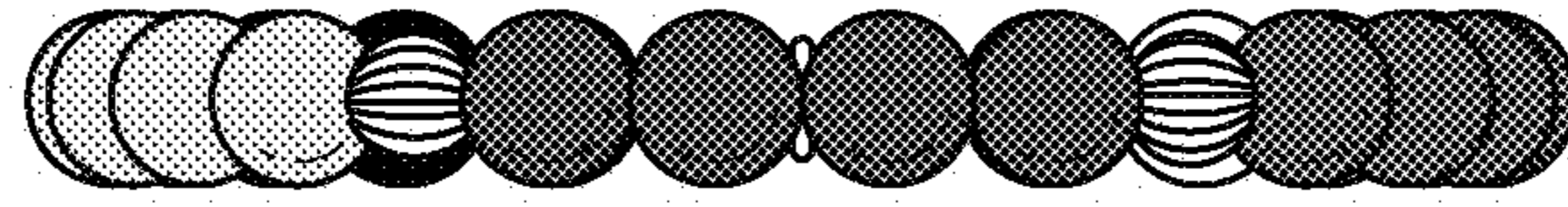


FIG. 11




FIG. 12




FIG. 13



FIG. 14

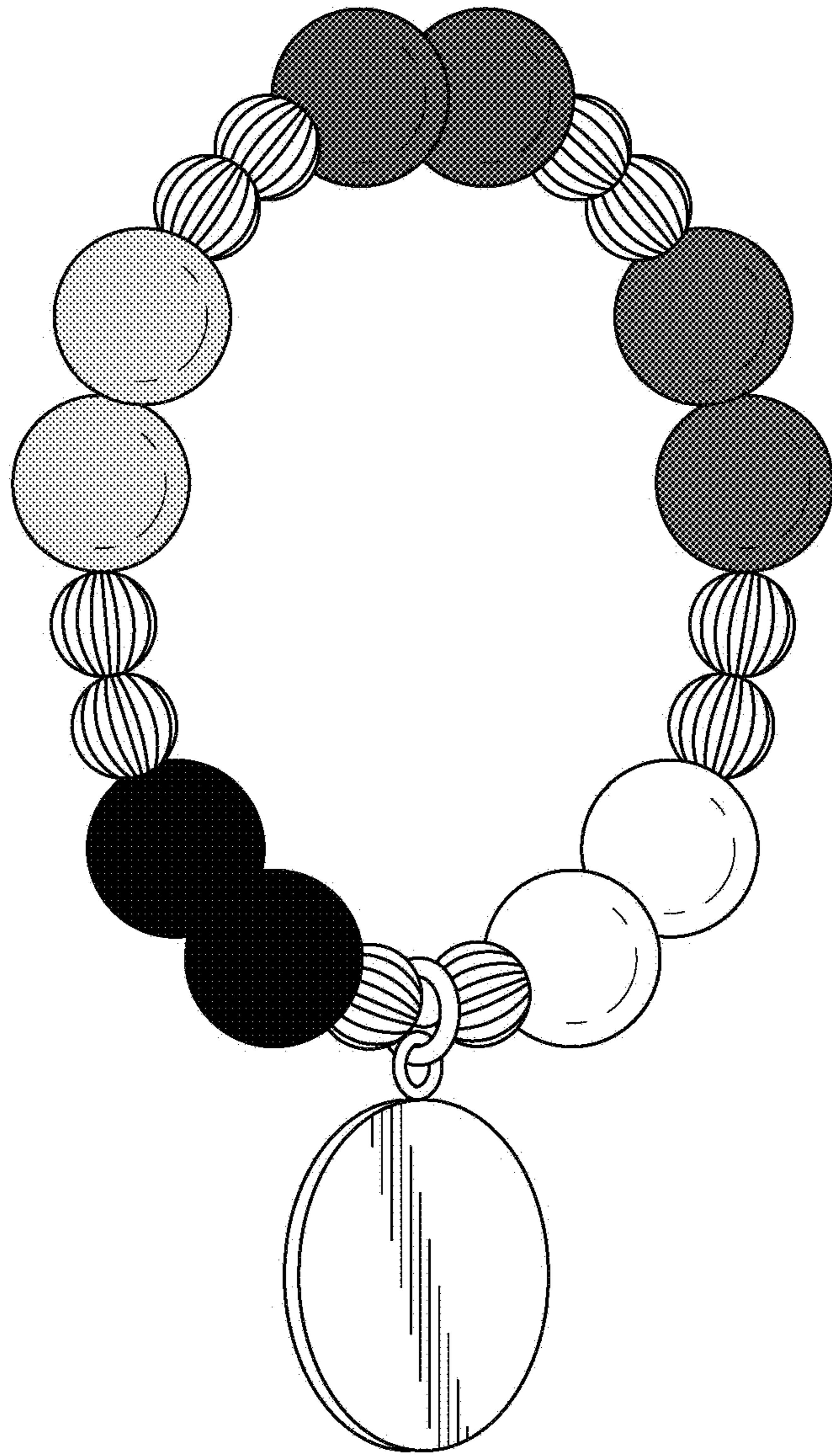


FIG. 15




FIG. 16




FIG. 17

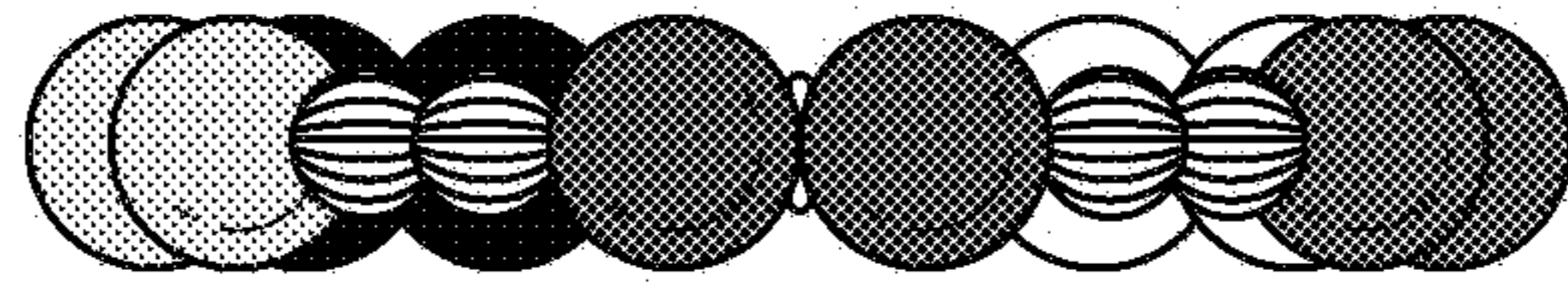


FIG. 18




FIG. 19




FIG. 20



FIG. 21