



US00D914496S

(12) **United States Design Patent** (10) **Patent No.:** **US D914,496 S**  
**Steiner** (45) **Date of Patent:** **\*\* \*Mar. 30, 2021**

(54) **REUSABLE BOX BLANK**  
(71) Applicant: **DaVinci Box Company, LLC**, Burien, WA (US)

5,014,853 A 5/1991 Crockett  
5,110,038 A 5/1992 Pantisano et al.  
5,209,392 A 5/1993 Anatro  
(Continued)

(72) Inventor: **Michael D. Steiner**, Burien, WA (US)

**FOREIGN PATENT DOCUMENTS**

(73) Assignee: **DAVINCI SOX COMPANY, LLC**, Burien, WA (US)

EP 2495182 A1 9/2012  
FR 2945516 A1 11/2010  
(Continued)

(\*) Notice: This patent is subject to a terminal disclaimer.

**OTHER PUBLICATIONS**

(\*\*) Term: **15 Years**

Davinci(TM) Box company, [online] Published on Apr. 4, 2019. Retrieved Sep. 30, 2019 from URL: <https://www.davincipizzabox.com/products>.

(21) Appl. No.: **29/698,833**

(Continued)

(22) Filed: **Jul. 19, 2019**

*Primary Examiner* — Vy N Koenig

(74) *Attorney, Agent, or Firm* — R. Reams Goodloe, Jr.

**Related U.S. Application Data**

(63) Continuation-in-part of application No. 29/667,577, filed on Oct. 23, 2018, now Pat. No. Des. 878,200.

(51) **LOC (13) Cl.** ..... **09-03**

(52) **U.S. Cl.**

USPC ..... **D9/433**

(58) **Field of Classification Search**

USPC ..... D9/414-423, 424-429, 430-433, 434, D9/456, 457, 711, 713, 721-722, 737, D9/756, 758, 759, 760; D3/272-274, D3/290, 304, 305, 315; D20/10, 22, 27, D20/40, 42

CPC ... B65D 5/00; B65D 5/12; B65D 5/18; B65D 5/20

See application file for complete search history.

(56) **References Cited**

**U.S. PATENT DOCUMENTS**

D29,593 S 11/1898 Datz  
D90,803 S 6/1933 Cummings  
3,298,592 A 1/1967 Hurley  
D243,508 S 3/1977 Killy

(57)

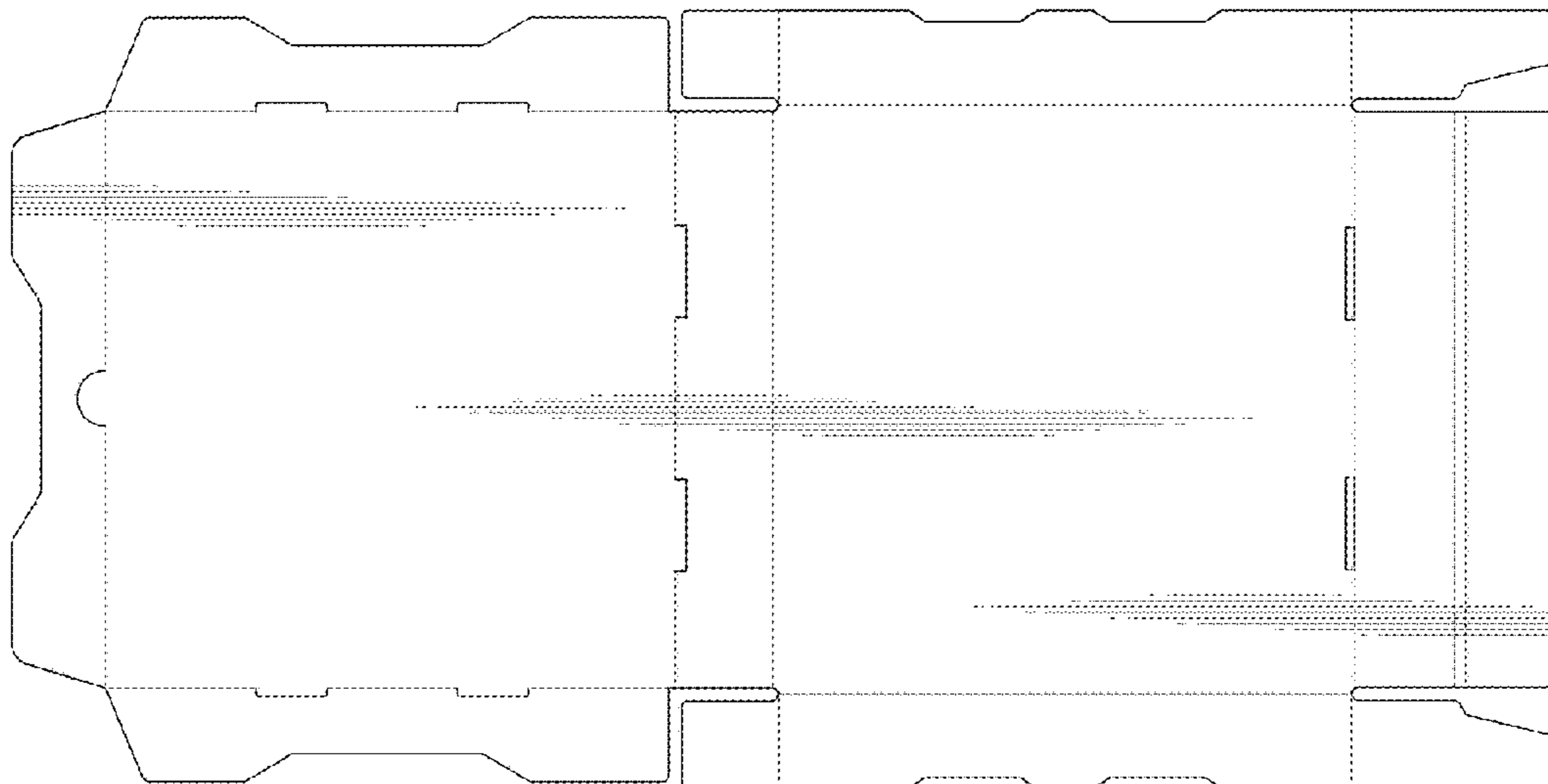
**CLAIM**

The ornamental design for a reusable box blank, as shown and described.

**DESCRIPTION**

FIG. 1 is top plan view of a reusable box blank showing the claimed design;  
FIG. 2 is a right side view thereof;  
FIG. 3 is a left side view thereof;  
FIG. 4 is a bottom plan view thereof;  
FIG. 5 is a front view thereof, taken from the left side of FIG. 1, looking at the end of the reusable box blank which forms the top of the box;  
FIG. 6 is a rear view thereof, taken as if from the right side of FIG. 1, looking at the end of the reusable box blank which forms the bottom of the box;  
FIG. 7 is an enlarged detail view of the portion designated in FIG. 3, the left side view; and,  
FIG. 8 is an enlarged detail view of the portion designated in FIG. 6.

**1 Claim, 3 Drawing Sheets**



(56)

References Cited

U.S. PATENT DOCUMENTS

5,375,761 A 12/1994 Sullivan et al.  
 5,452,845 A \* 9/1995 Ritter ..... B65D 5/20  
 229/110  
 5,568,877 A \* 10/1996 Rench ..... B32B 3/16  
 229/164.2  
 5,702,054 A \* 12/1997 Philips ..... B65D 5/6664  
 229/110  
 D390,110 S \* 2/1998 Mario ..... B65D 5/6664  
 D9/432  
 5,799,864 A 9/1998 Mertz  
 6,109,512 A \* 8/2000 Morrison ..... B65D 5/665  
 229/110  
 6,748,722 B2 \* 6/2004 Correll ..... B65D 5/2033  
 229/104  
 6,915,948 B2 7/2005 George  
 6,922,976 B2 \* 8/2005 Correll ..... B65D 5/2047  
 53/452  
 6,966,483 B2 11/2005 Manninen  
 D587,998 S 3/2009 Kaisanlahti et al.  
 8,215,539 B2 7/2012 Stonehouse  
 D683,213 S 5/2013 Clegg  
 D683,624 S 6/2013 Terlesky  
 8,646,680 B2 2/2014 Low et al.  
 8,919,635 B1 \* 12/2014 Biagioni ..... B65D 5/4266  
 229/117.01

D747,192 S 1/2016 Nietert  
 9,260,216 B1 2/2016 Costanzo, Jr.  
 D767,989 S 10/2016 Nietert  
 10,118,726 B2 \* 11/2018 James ..... B65D 5/4295  
 10,569,928 B2 \* 2/2020 Smith ..... B65D 5/6664  
 10,807,763 B2 \* 10/2020 Smith ..... B65D 5/4295  
 2004/0217154 A1 11/2004 George  
 2008/0073416 A1 3/2008 Walsh  
 2012/0305634 A1 12/2012 Vonalst  
 2013/0068830 A1 3/2013 Colon  
 2013/0344211 A1 12/2013 Hemsley

FOREIGN PATENT DOCUMENTS

GB 2413551 11/2005  
 GB 2484127 A 4/2012  
 WO WO2012048898 A1 4/2012

OTHER PUBLICATIONS

FR2945516A1 (Nov. 19, 2010)—Machine Translation—  
 Bibliographic Data page of European Patent Office Espacenet  
 Search Engine; with European Patent Office Patent Translate (Descrip-  
 tion and Claims) (23 pages).

\* cited by examiner

FIG. 1

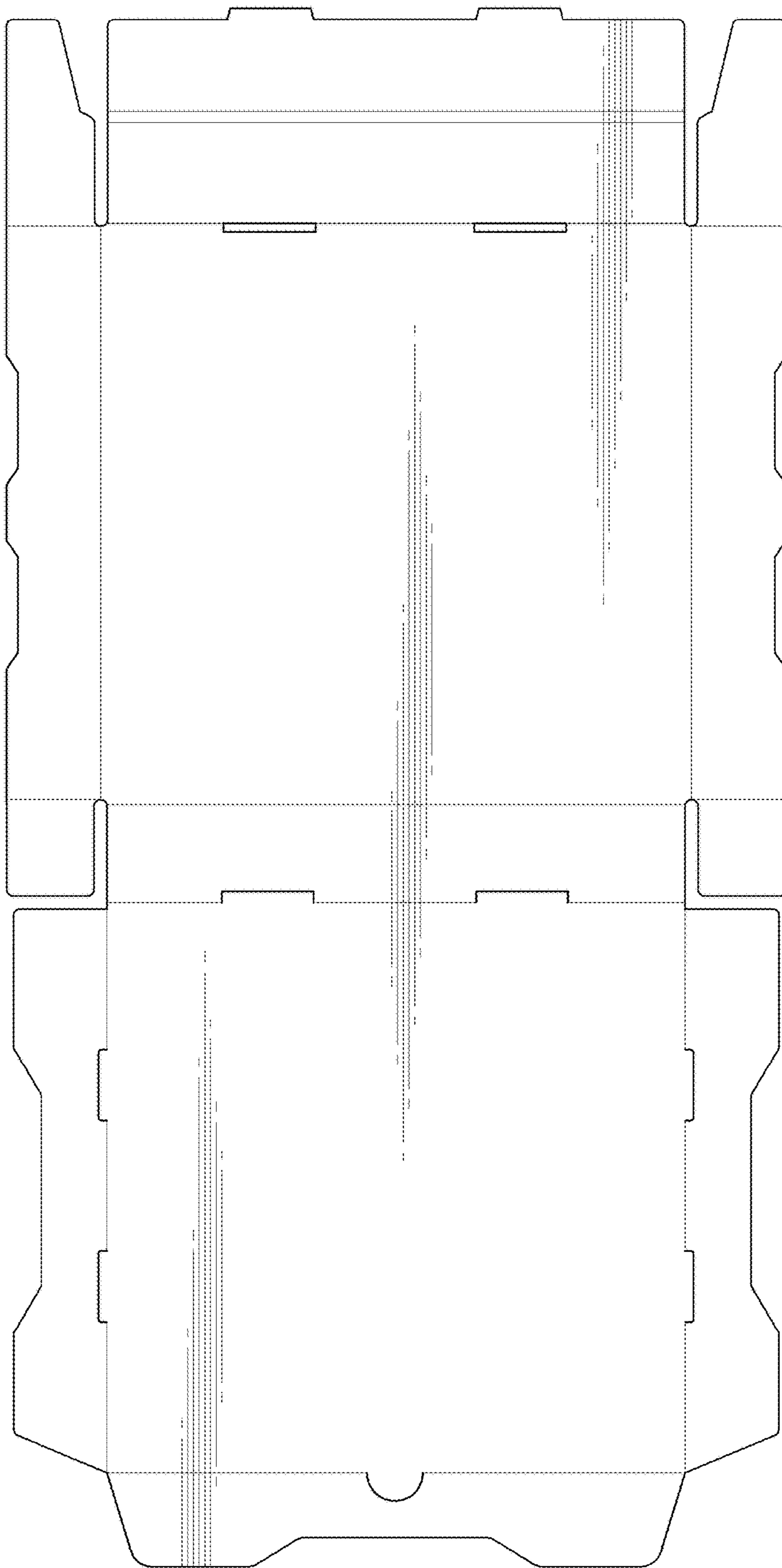


FIG. 2



FIG. 3

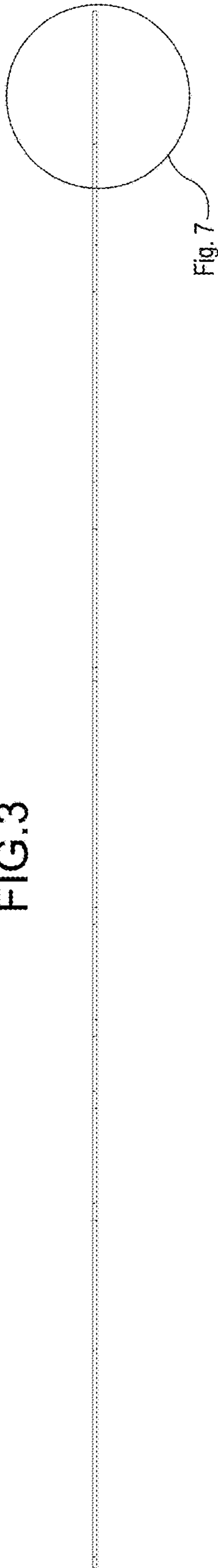


Fig. 7

FIG. 4

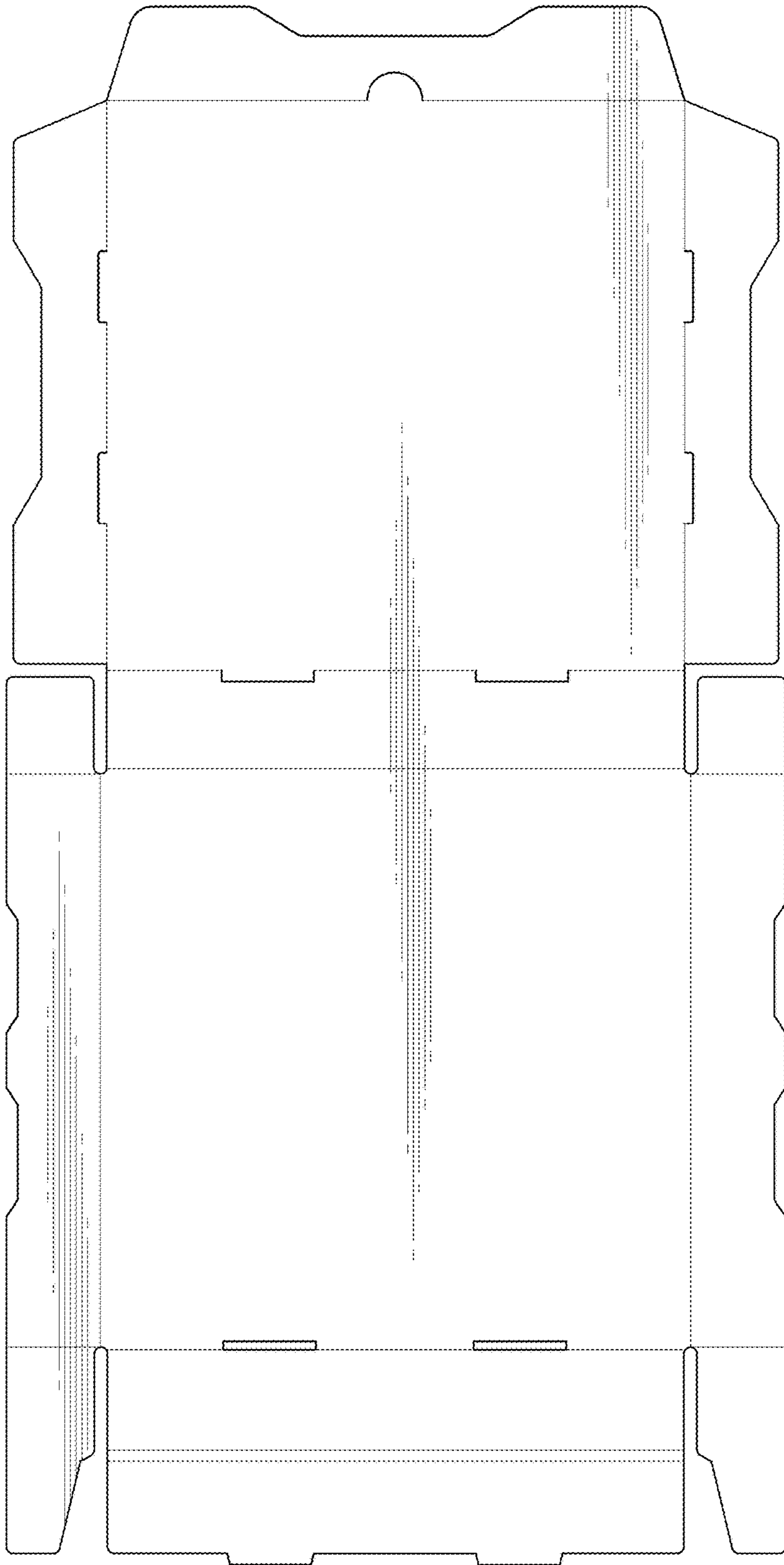


FIG. 7




FIG. 8

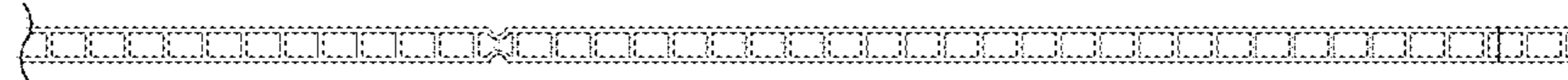


FIG. 6

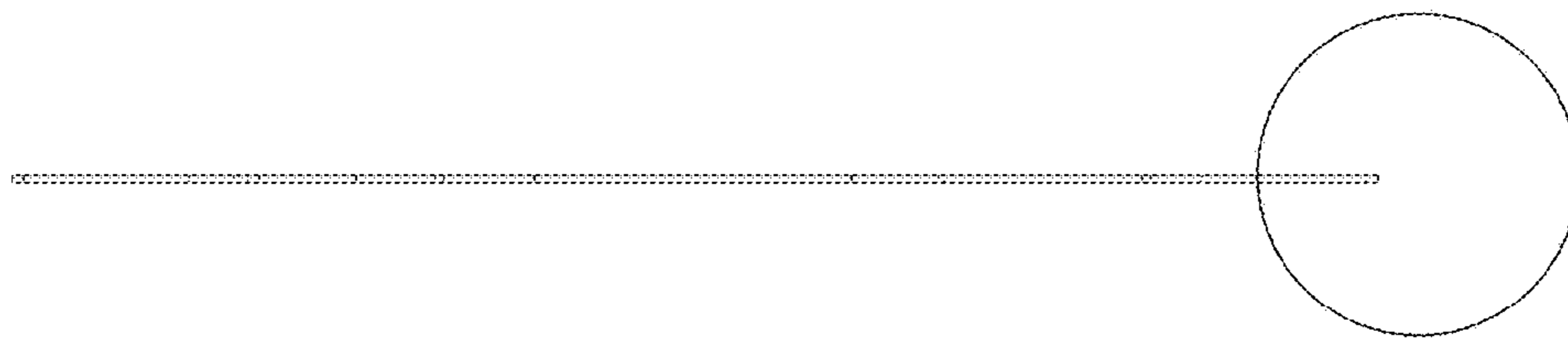


Fig. 8

FIG. 5

