



US00D914489S

(12) **United States Design Patent** (10) **Patent No.:** **US D914,489 S**
Roberts et al. (45) **Date of Patent:** **** Mar. 30, 2021**

(54) **ROPE CLEAT FOR SUPPORTING A ROPE**
(71) Applicants: **Shawn A. Roberts**, Allen, TX (US);
Laura J. Roberts, Allen, TX (US)
(72) Inventors: **Shawn A. Roberts**, Allen, TX (US);
Laura J. Roberts, Allen, TX (US)
(73) Assignee: **LIGHTBULB INNOVATION, LLC**,
Lucas, TX (US)
(**) Term: **15 Years**
(21) Appl. No.: **29/711,129**
(22) Filed: **Oct. 29, 2019**
(51) **LOC (13) Cl.** **09-06**
(52) **U.S. Cl.**
USPC **D8/356**
(58) **Field of Classification Search**
USPC D8/356, 354, 349, 105; D30/139;
D11/218; 24/599.9
CPC A44B 11/04; A44B 11/2557; A44B 11/12;
A44B 11/10; B65H 75/06; B63B 21/045
See application file for complete search history.

D447,930 S * 9/2001 Larson D8/354
6,557,217 B2 5/2003 Szabo
6,581,250 B2 6/2003 Matsushima
6,709,100 B2 * 3/2004 Kalbach 351/156
D607,830 S * 1/2010 Shaw D13/151
D608,294 S * 1/2010 Shaw D13/151
D608,353 S * 1/2010 Tsai D14/228
D614,584 S * 4/2010 Neitzel et al. D13/156
D626,091 S * 10/2010 Neitzel et al. D13/156
D642,989 S * 8/2011 Montena H01R 13/5213
D13/156
D643,335 S * 8/2011 Pontaoe D11/221
D661,256 S * 6/2012 Shawgo D13/151
D675,985 S * 2/2013 Izen et al. D13/133
D678,199 S * 3/2013 Izen et al. D13/133
D679,660 S * 4/2013 Haberek et al. D13/151
D680,963 S * 4/2013 Purdy D13/151
D706,117 S * 6/2014 Toimil D8/356
9,266,584 B2 2/2016 White
9,527,553 B2 12/2016 White
D813,015 S * 3/2018 O'Brien D8/356
D852,612 S * 7/2019 Paik D8/394
D876,932 S * 3/2020 Franta D8/356
D889,943 S * 7/2020 Phillips D8/356

(Continued)

Primary Examiner — Cynthia R Underwood
(74) *Attorney, Agent, or Firm* — Trop, Pruner & Hu, P.C.

(57) **CLAIM**

The ornamental design for a rope cleat for supporting a rope, as shown and described.

DESCRIPTION

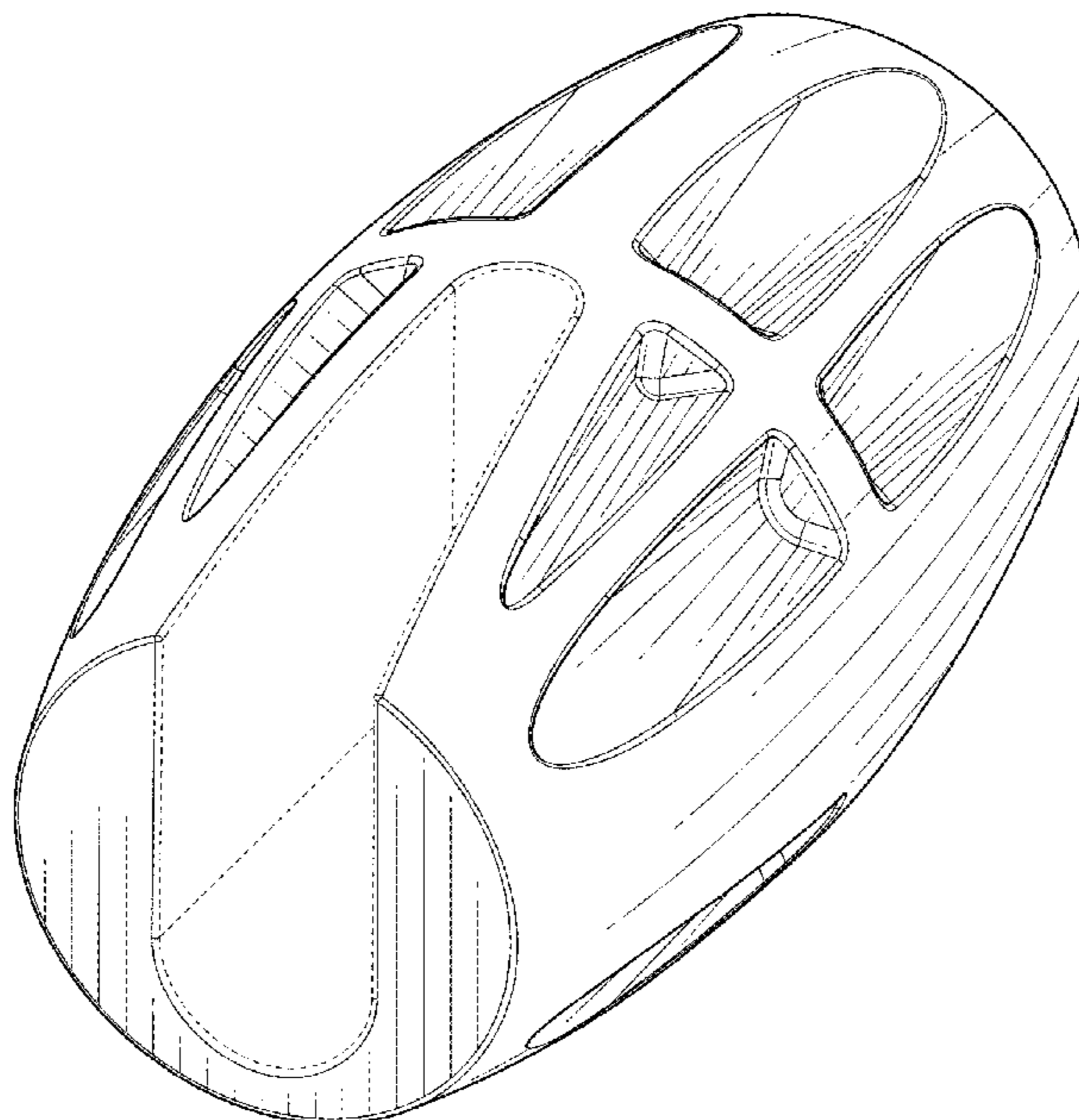
FIG. 1 is a front perspective view of a rope cleat for supporting a rope showing the claimed design; FIG. 2 is a front view thereof; and, FIG. 3 is a side view thereof. The dashed broken lines in the figures show portions of the rope cleat for supporting a rope and environment that form no part of the claimed design.

1 Claim, 2 Drawing Sheets

(56) **References Cited**

U.S. PATENT DOCUMENTS

947,111 A 1/1910 Lorentz
3,857,645 A 12/1974 Klein
4,414,712 A 11/1983 Beggins
4,477,948 A 10/1984 Sachs
4,479,454 A 10/1984 Schepel
4,685,500 A 8/1987 Silvia
4,930,193 A 6/1990 Baker
4,989,531 A 2/1991 Humphrey
5,014,459 A 5/1991 Sublet
5,826,531 A 10/1998 Havnaer, Jr.
6,223,670 B1 5/2001 Schulze
D443,858 S * 6/2001 Treiger D13/133



(56)

References Cited

U.S. PATENT DOCUMENTS

2009/0044481 A1 * 2/2009 Turek E04C 5/20
52/687

* cited by examiner

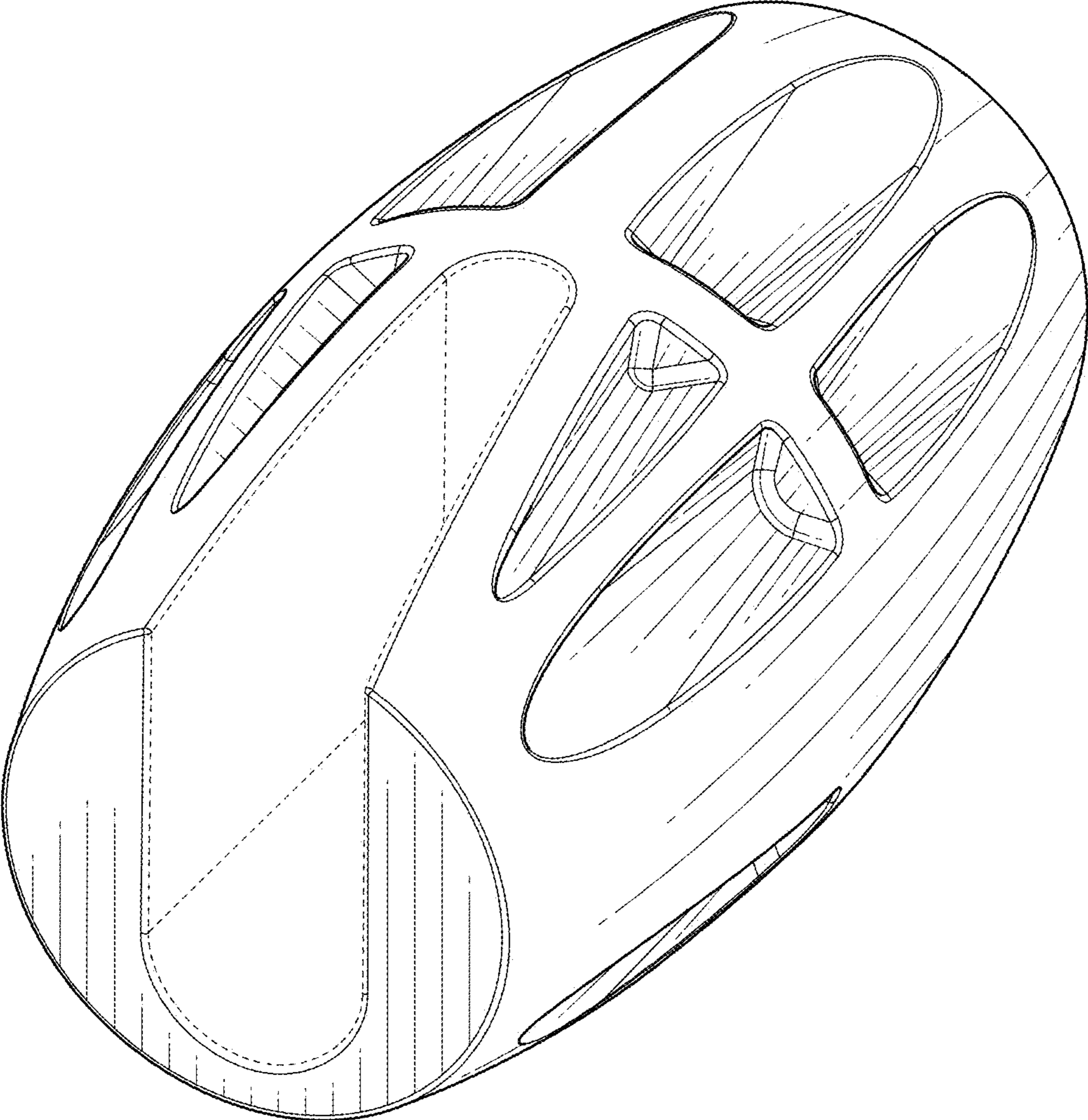


FIG. 1

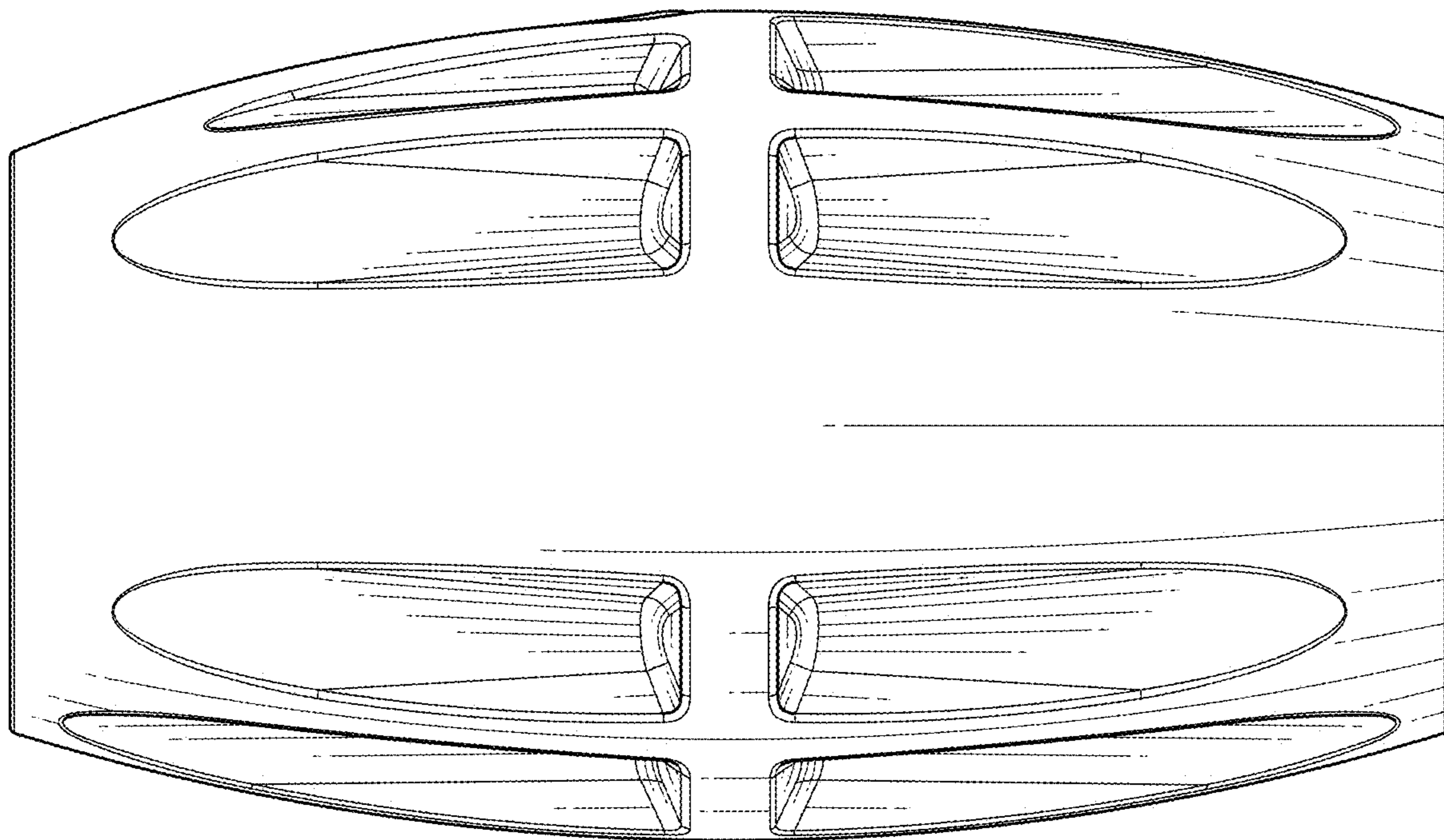


FIG. 2




FIG. 3