



US00D914488S

(12) **United States Design Patent**
Roberts et al.

(10) **Patent No.:** **US D914,488 S**

(45) **Date of Patent:** **** Mar. 30, 2021**

(54) **ROPE CLEAT FOR SUPPORTING A ROPE**

(71) Applicants: **Shawn A. Roberts**, Allen, TX (US);
Laura J. Roberts, Allen, TX (US)

(72) Inventors: **Shawn A. Roberts**, Allen, TX (US);
Laura J. Roberts, Allen, TX (US)

(73) Assignee: **LIGHTBULB INNOVATION, LLC**,
Lucas, TX (US)

(**) Term: **15 Years**

(21) Appl. No.: **29/711,126**

(22) Filed: **Oct. 29, 2019**

(51) **LOC (13) Cl.** **09-06**

(52) **U.S. Cl.**
USPC **D8/356**

(58) **Field of Classification Search**
USPC D8/356, 354, 349, 105; D30/139;
D11/218; 24/599.9
CPC A44B 11/04; A44B 11/2557; A44B 11/12;
A44B 11/10; B65H 75/06; B63B 21/045
See application file for complete search history.

(56) **References Cited**

U.S. PATENT DOCUMENTS

947,111	A	1/1910	Lorentz	
3,857,645	A	12/1974	Klein	
4,414,712	A	11/1983	Beggins	
4,477,948	A	10/1984	Sachs	
4,479,454	A	10/1984	Schepel	
4,685,500	A	8/1987	Silvia	
4,930,193	A	6/1990	Baker	
4,989,531	A	2/1991	Humphrey	
5,014,459	A	5/1991	Sublet	
5,826,531	A	10/1998	Havnaer, Jr.	
6,223,670	B1	5/2001	Schulze	
D443,858	S *	6/2001	Treiger	D13/133
D447,930	S *	9/2001	Larson	D8/354

6,557,217	B2	5/2003	Szabo	
6,581,250	B2	6/2003	Matsushima	
6,709,100	B2 *	3/2004	Kalbach	351/156
D607,830	S *	1/2010	Shaw	D13/151
D608,294	S *	1/2010	Shaw	D13/151
D608,353	S *	1/2010	Tsai	D14/228
D614,584	S *	4/2010	Neitzel et al.	D13/156
D626,091	S *	10/2010	Neitzel et al.	D13/156
D642,989	S *	8/2011	Montena	H01R 13/5213 D13/156
D643,335	S *	8/2011	Pontaoe	D11/221
D661,256	S *	6/2012	Shawgo	D13/151
D675,985	S *	2/2013	Izen et al.	D13/133
D678,199	S *	3/2013	Izen et al.	D13/133
D679,660	S *	4/2013	Haberek et al.	D13/151
D680,963	S *	4/2013	Purdy	D13/151
D706,117	S *	6/2014	Toimil	D8/356
9,266,584	B2	2/2016	White	
9,527,553	B2	12/2016	White	
D813,015	S *	3/2018	O'Brien	D8/356
D852,612	S *	7/2019	Paik	D8/394

(Continued)

Primary Examiner — Cynthia R Underwood
(74) *Attorney, Agent, or Firm* — Trop, Pruner & Hu, P.C.

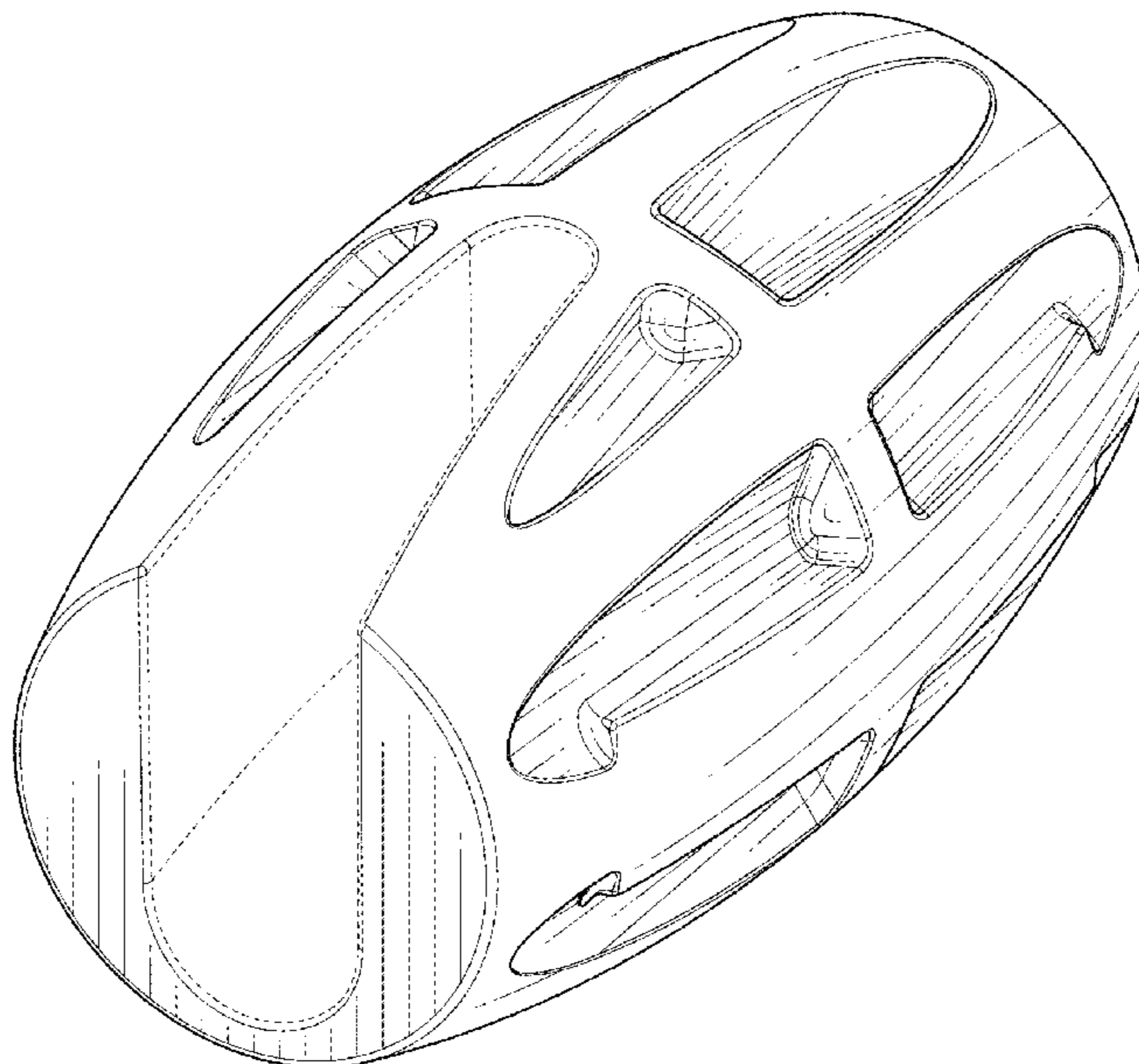
(57) **CLAIM**

The ornamental design for a rope cleat for supporting a rope, as shown and described.

DESCRIPTION

FIG. 1 is a front perspective view of a rope cleat for supporting a rope showing the claimed design; FIG. 2 is a front view thereof; and, FIG. 3 is a side view thereof. The dashed broken lines in the figures show portions of the rope cleat for supporting a rope and environment that form no part of the claimed design. The dot-dash broken lines in the figures and the areas within show portions of the rope cleat for supporting a rope that form no part of the claimed design.

1 Claim, 2 Drawing Sheets



(56)

References Cited

U.S. PATENT DOCUMENTS

D876,932 S *	3/2020	Franta	D8/356
D889,943 S *	7/2020	Phillips	D8/356
2009/0044481 A1 *	2/2009	Turek	E04C 5/20 52/687

* cited by examiner

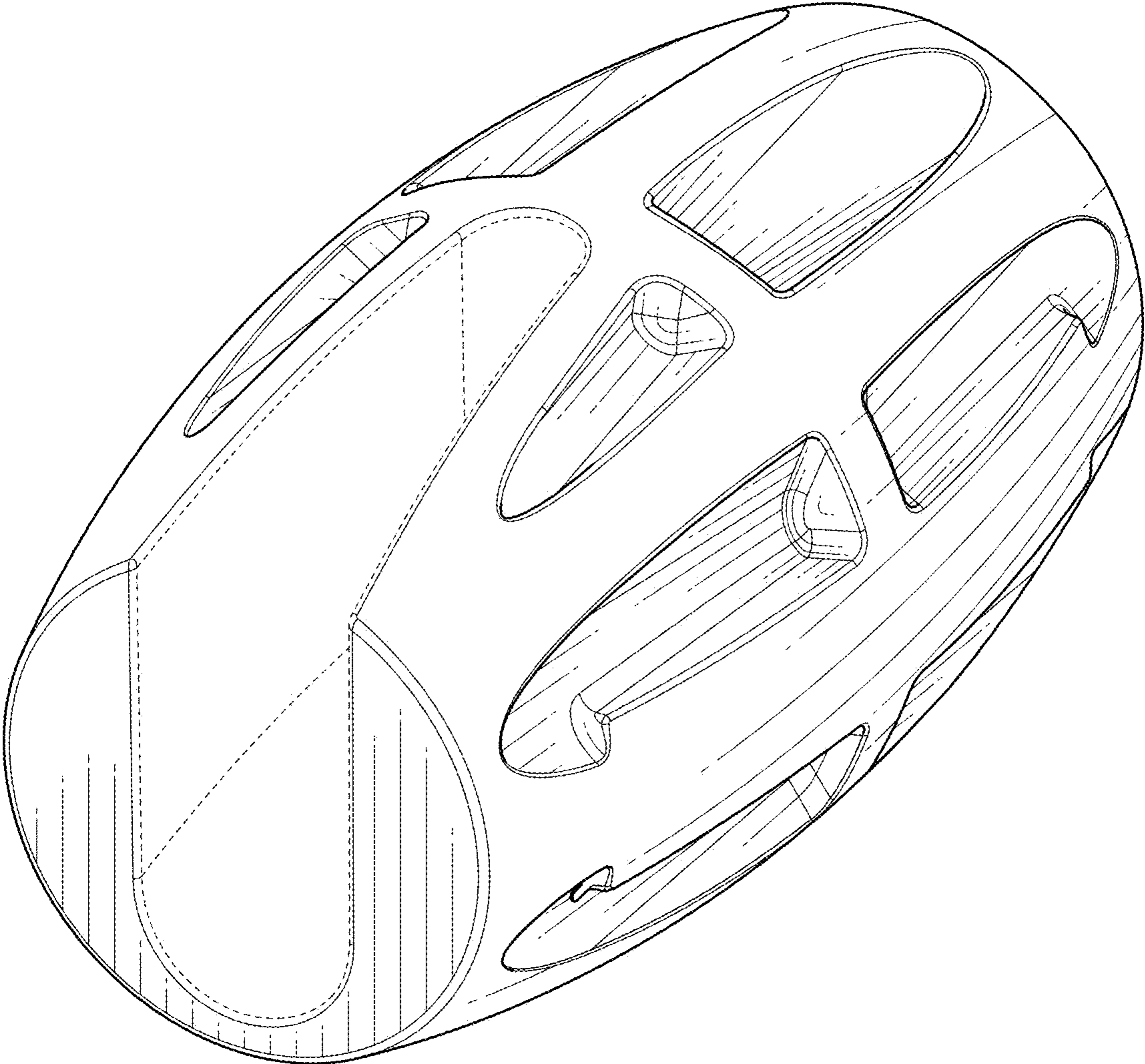


FIG. 1

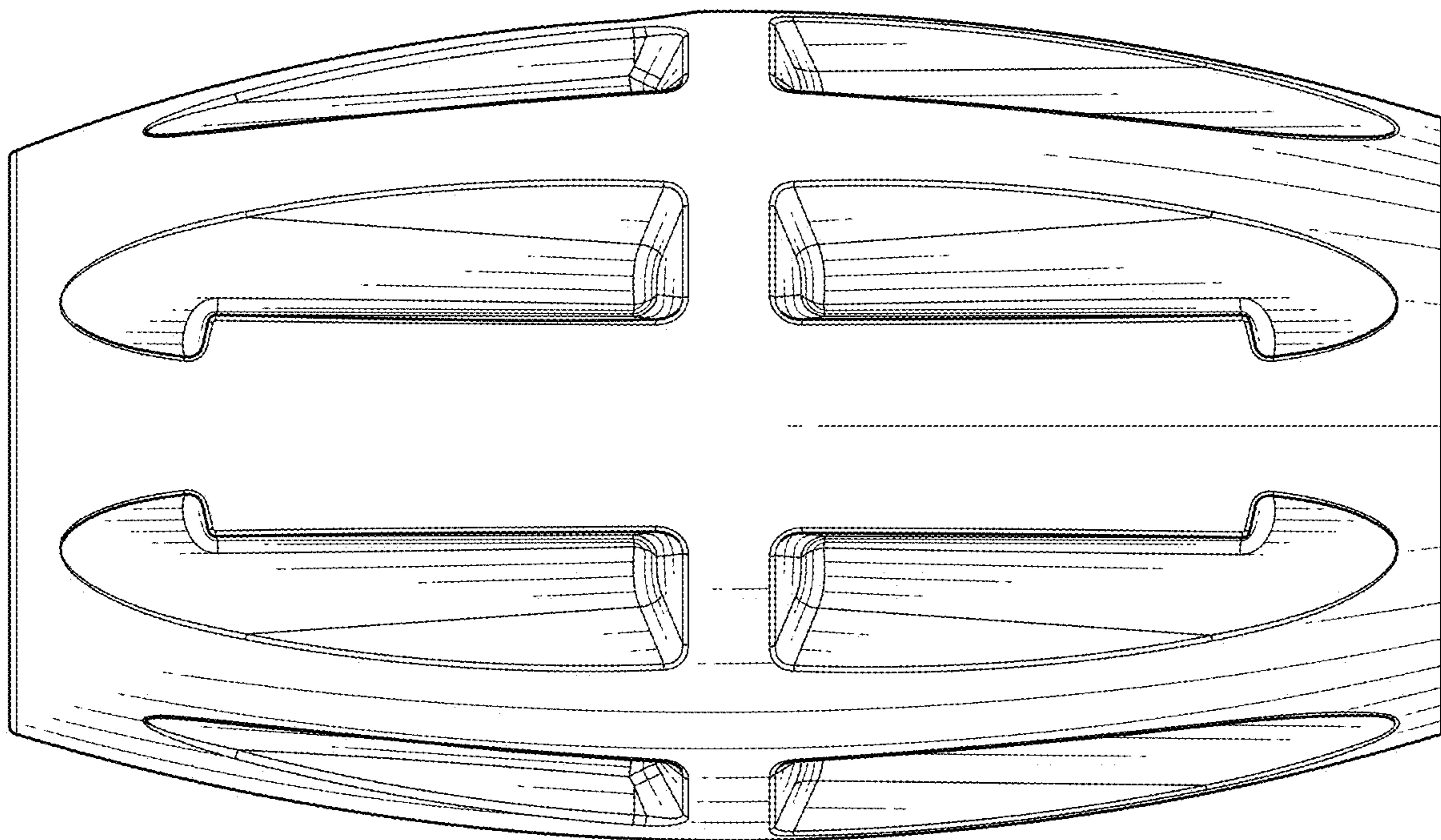


FIG. 2




FIG. 3