



US00D914481S

(12) **United States Design Patent** (10) **Patent No.:** **US D914,481 S**
Lai (45) **Date of Patent:** **** Mar. 30, 2021**

(54) **PADLOCK**
(71) Applicant: **The Sun Lock Company Limited,**
Tuen Mun (HK)
(72) Inventor: **Karl Lai, Tai Po (HK)**
(73) Assignee: **The Sun Lock Company Limited,**
Hong Kong (HK)
(**) Term: **15 Years**
(21) Appl. No.: **29/709,469**
(22) Filed: **Oct. 15, 2019**
(51) **LOC (13) Cl.** **08-07**
(52) **U.S. Cl.**
USPC **D8/335**
(58) **Field of Classification Search**
USPC D8/334, 336, 335
CPC E05B 37/00; E05B 37/025; E05B 67/063;
E05B 67/22; E05B 2067/066
See application file for complete search history.

D498,132 S 11/2004 Lai
6,883,355 B2 4/2005 Lai
D511,673 S 11/2005 Lai
7,117,698 B2 10/2006 Lai
7,140,209 B2 11/2006 Lai
7,225,648 B2 6/2007 Lai
D548,043 S * 8/2007 Yang D8/334
7,467,531 B2 12/2008 Lai et al.
7,562,545 B2 7/2009 Lai et al.
7,685,851 B2 3/2010 Lai
7,765,840 B2 8/2010 Lai et al.
8,096,150 B2 1/2012 Lai et al.
8,261,583 B2 9/2012 Lai et al.
D688,113 S * 8/2013 Schmidt D8/334
8,511,118 B2 8/2013 Lai et al.
8,661,861 B2 3/2014 Lai
8,776,556 B2 7/2014 Lai
8,826,703 B2 * 9/2014 Lai E05B 37/025
70/22
8,919,155 B2 12/2014 Lai
8,931,313 B2 1/2015 Lai
9,121,196 B2 * 9/2015 McDaid E05B 37/10
9,206,625 B2 12/2015 Lai

(Continued)

Primary Examiner — Doris Clark
(74) *Attorney, Agent, or Firm* — Ware, Fressola, Maguire & Barber LLP

(56) **References Cited**
U.S. PATENT DOCUMENTS

5,175,709 A 12/1992 Slayton et al.
D409,075 S * 5/1999 Berger D8/335
6,092,481 A 2/2000 Lai
6,035,672 A 3/2000 Lai
D430,998 S * 9/2000 Chelaru D8/335
6,164,096 A 12/2000 Lai
D439,824 S 4/2001 Lai
D439,825 S 4/2001 Lai
6,408,660 B1 6/2002 Lai
6,474,116 B1 11/2002 Lai
D472,790 S 4/2003 Lai
6,675,614 B2 1/2004 Lai
6,729,166 B1 5/2004 Lai
6,742,366 B1 6/2004 Lai

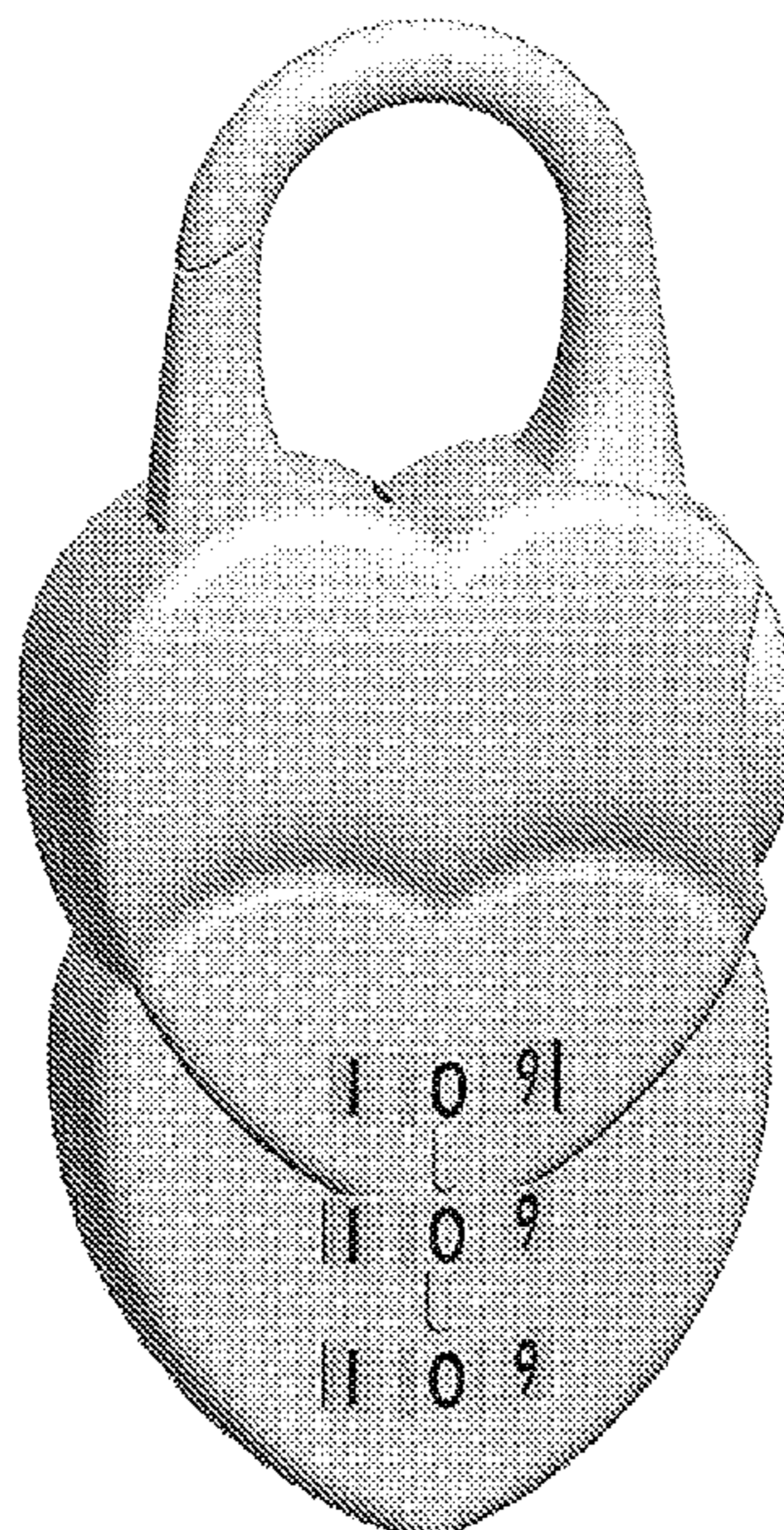
(57) **CLAIM**

The ornamental design for a padlock, as shown and described.

DESCRIPTION

FIG. 1 is a front view of a padlock showing my new design.
FIG. 2 is a back view thereof.
FIG. 3 is a left-side view thereof.
FIG. 4 is a right-side view thereof.
FIG. 5 is a top view thereof.
FIG. 6 is a bottom view thereof; and,
FIG. 7 is a front perspective view thereof.

1 Claim, 7 Drawing Sheets



(56)

References Cited

U.S. PATENT DOCUMENTS

9,228,376	B2	1/2016	Lai	
9,464,460	B2 *	10/2016	Lai E05B 37/14
9,487,969	B2	11/2016	Lai	
D789,174	S	6/2017	Lai	
9,556,560	B2	10/2017	Lai	
9,803,398	B2	10/2017	Lai	
9,890,559	B2	2/2018	Lai	
10,047,541	B2	8/2018	Lai	
10,221,591	B2	3/2019	Lai	
D864,695	S	10/2019	Lai	
10,443,272	B2	10/2019	Lai	

* cited by examiner

FIG. 1




FIG. 2

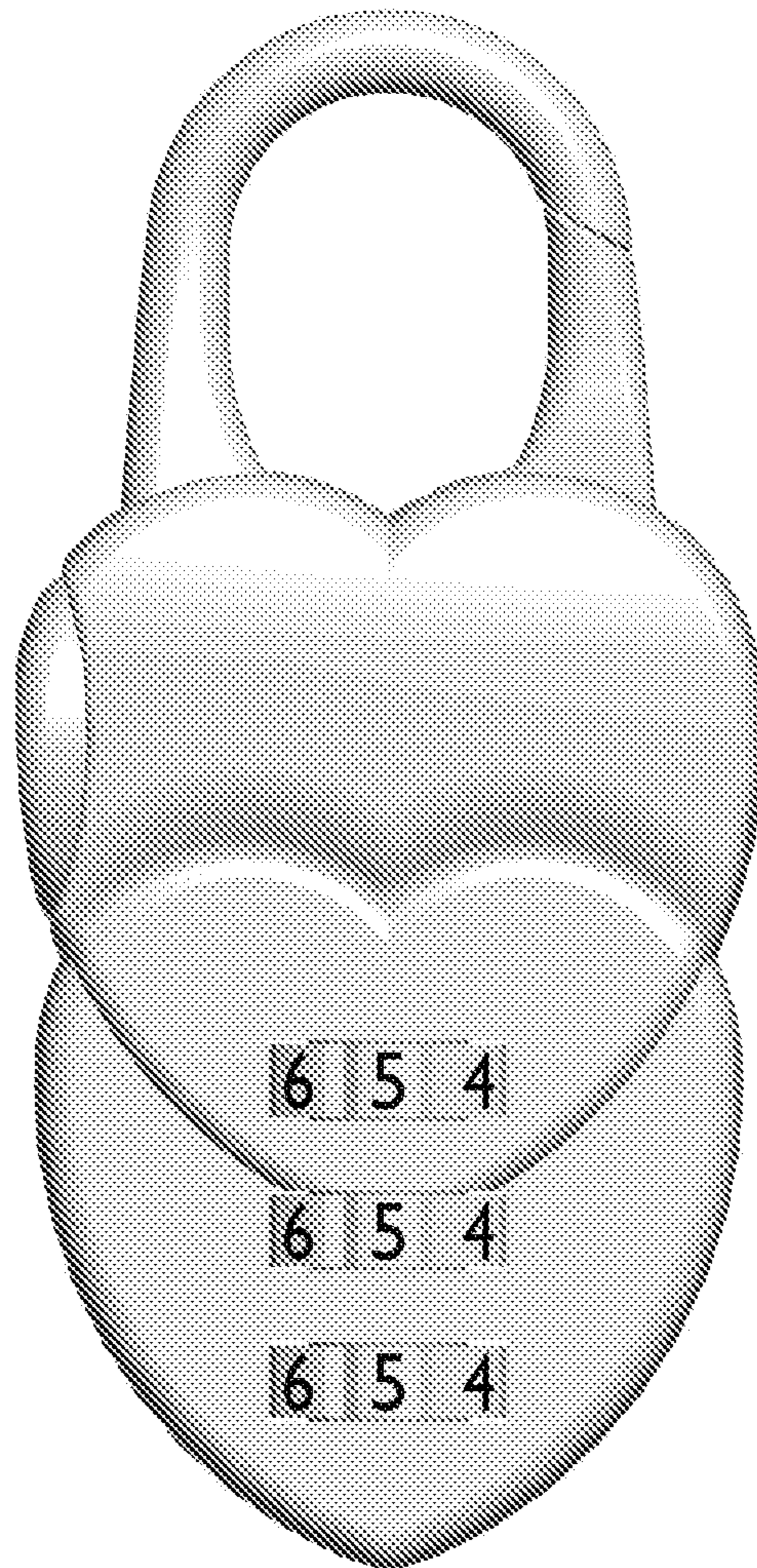


FIG. 3




FIG. 4




FIG. 5




FIG. 6




FIG. 7

