



US00D914459S

(12) **United States Design Patent**
St Martin

(10) **Patent No.:** **US D914,459 S**

(45) **Date of Patent:** **** Mar. 30, 2021**

(54) **CUPHOLDER STAND**

D669,315 S * 10/2012 Schewe D7/619.1
D691,860 S * 10/2013 Berio, Jr. D7/619.1
2006/0081750 A1* 4/2006 Kazyaka A47G 23/0225
248/311.2

(71) Applicant: **Anthony Marion St Martin,**
Victorville, CA (US)

* cited by examiner

(72) Inventor: **Anthony Marion St Martin,**
Victorville, CA (US)

Primary Examiner — Terry A Wallace

(73) Assignee: **Anthony St. Martin,** Los Angeles, CA
(US)

(57) **CLAIM**

(**) Term: **15 Years**

The ornamental design for a “cupholder stand,” as shown and described.

(21) Appl. No.: **29/651,092**

DESCRIPTION

(22) Filed: **Dec. 7, 2017**

(51) **LOC (13) Cl.** **07-06**

(52) **U.S. Cl.**
USPC **D7/619.1**

(58) **Field of Classification Search**
USPC D7/619.1-625, 701-708
CPC . B60N 3/102; B01L 9/06; A47J 47/16; A47G
7/044; A47G 23/0225

See application file for complete search history.

FIG. 1—is a an EXPLODED VIEW of a cupholder stand showing my new design—the opposite side being a mirror image.

FIG. 2—is a FRONT perspective thereof.

FIG. 3—is a BOTTOM perspective thereof

FIG. 4—is a TOP perspective thereof; and,

FIG. 5—is a top perspective thereof.

The broken lines showing the cupholder are for illustrative purposed only and form no part of the claimed design.

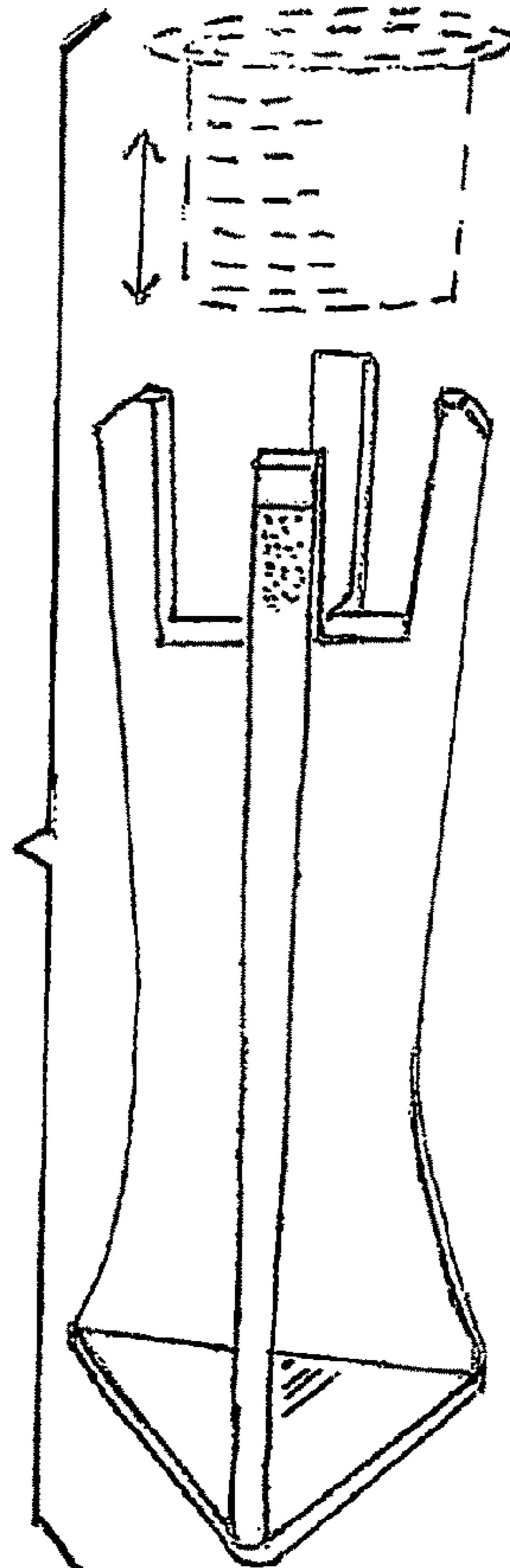
My design is characterized by its modern curved vertical spires; starting from its broad base the sleek design tapers to the top where four “fingers” on opposing corners form a cradle for a removable cupholder.

(56) **References Cited**

U.S. PATENT DOCUMENTS

D476,531 S * 7/2003 Rangel D6/681.2
D592,421 S * 5/2009 Roche D6/663

1 Claim, 2 Drawing Sheets






FIG. 1

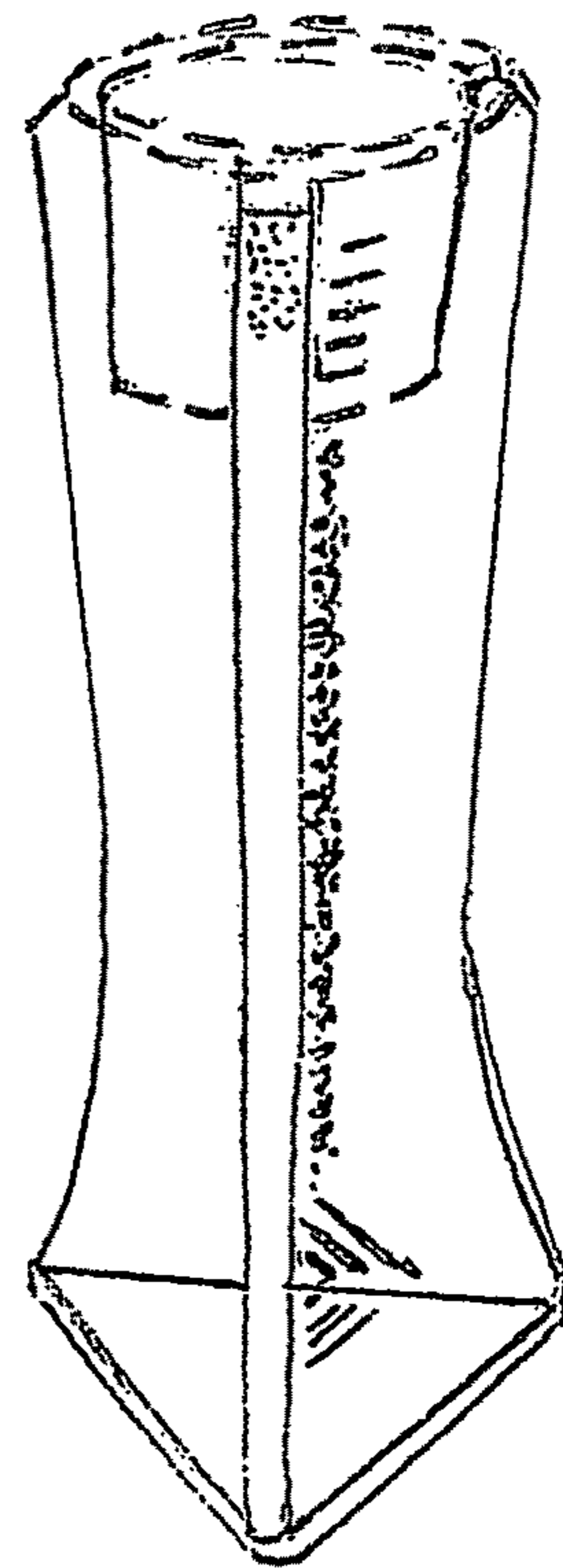


FIG. 2

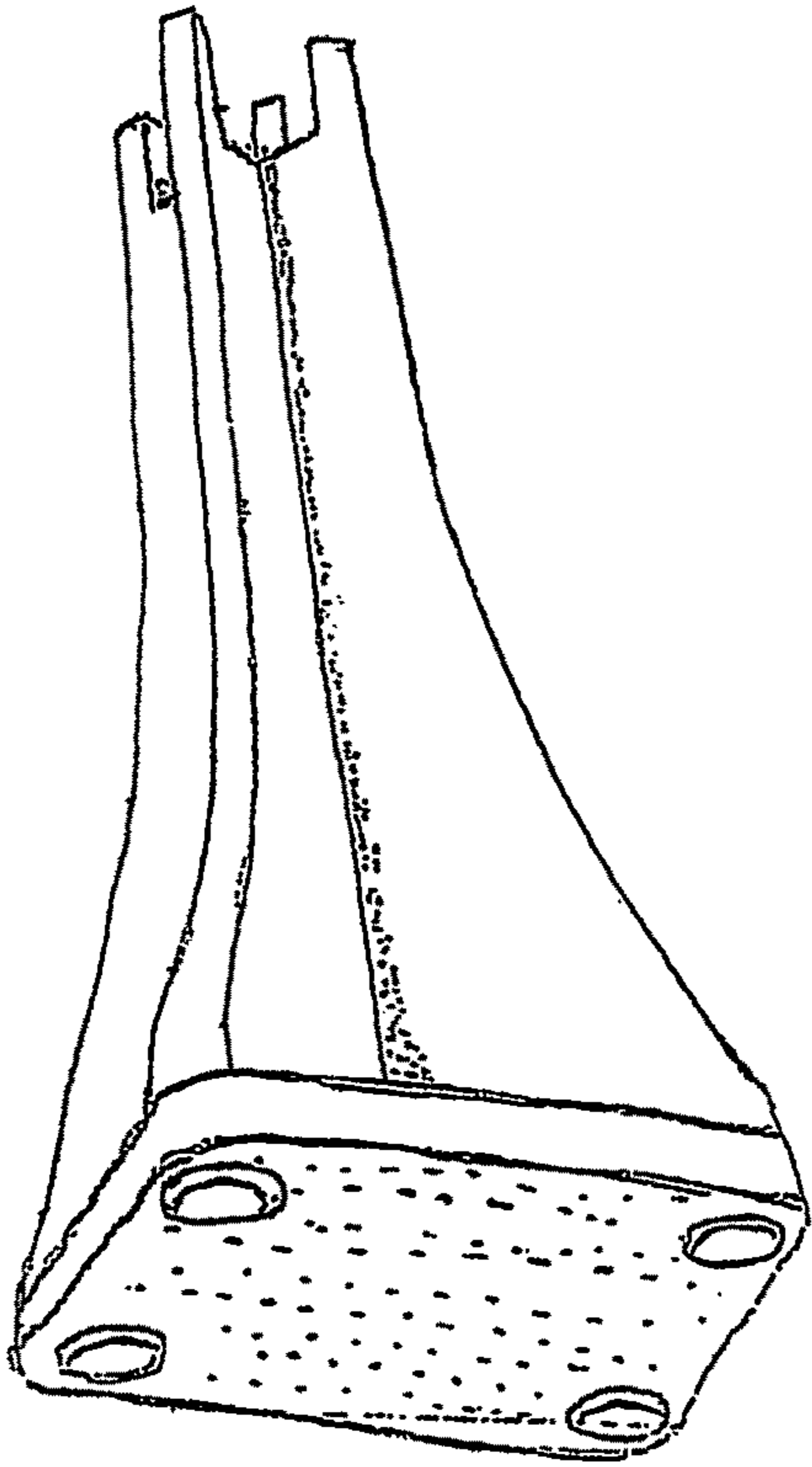


FIG. 3

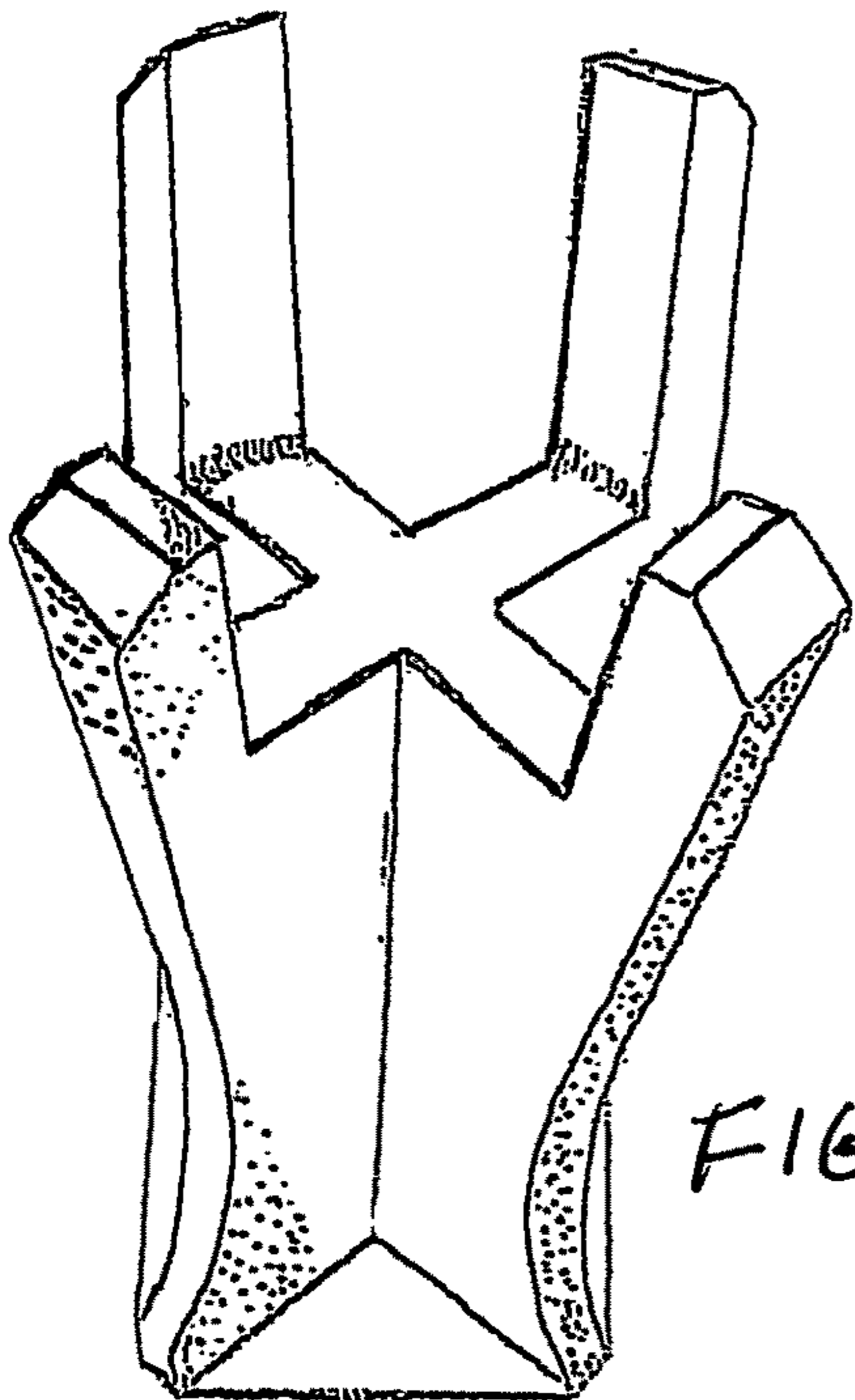


FIG. 4

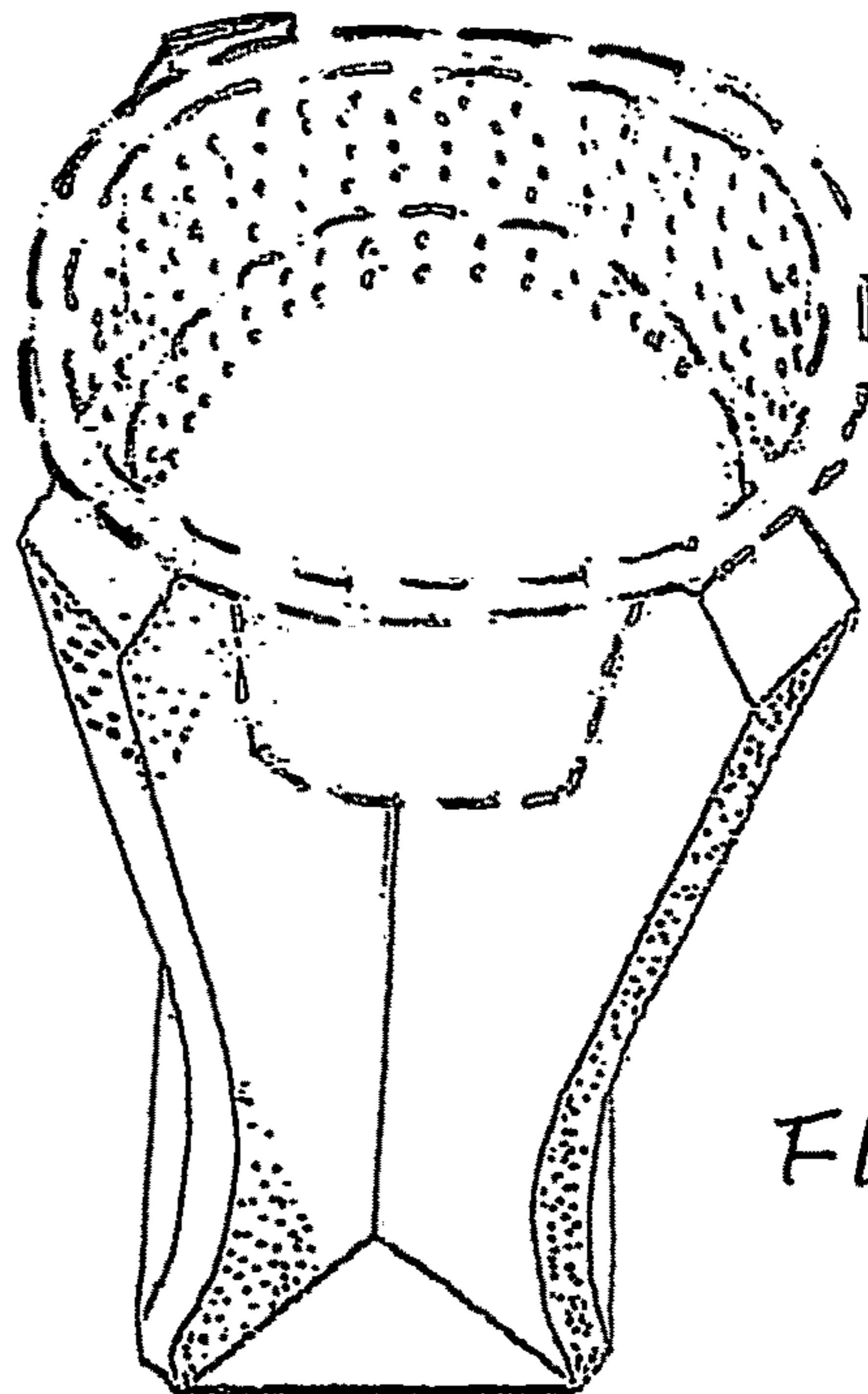


FIG. 5