



US00D914458S

(12) **United States Design Patent**
Lu

(10) **Patent No.:** **US D914,458 S**
(45) **Date of Patent:** **** Mar. 30, 2021**

(54) **COCKTAIL TRAY**

(71) Applicant: **WUYI RONGDA TOOLS CO., LTD.**,
Jinhua (CN)

(72) Inventor: **Guangda Lu**, Jinhua (CN)

(73) Assignee: **WUYI RONGDA TOOLS CO., LTD.**,
Jinhua (CN)

(**) Term: **15 Years**

(21) Appl. No.: **29/748,545**

(22) Filed: **Aug. 31, 2020**

(51) **LOC (13) Cl.** **07-01**

(52) **U.S. Cl.**
USPC **D7/552.2**

(58) **Field of Classification Search**
USPC D6/672, 678, 678.2, 682, 682.1, 682.2,
D6/682.3, 683.4; D3/304-305, 313-316;
D7/550.1, 552.1, 552.2, 553.1, 553.2
CPC . A47B 73/00; A47B 81/00; A47F 7/28; A47F
7/283; A47G 23/0625; A47G 23/06;
A47G 23/0608
See application file for complete search history.

6,283,566 B1 * 9/2001 Doces A47B 81/04
211/71.01

D505,841 S * 6/2005 Fiedeler D6/525

D515,941 S * 2/2006 Hamblin D24/230

D592,401 S * 5/2009 Beavers D3/304

D601,343 S * 10/2009 Franczyk D3/313

D634,541 S * 3/2011 Gutierrez D3/313

D647,667 S * 10/2011 Siklosi D30/133

D649,416 S * 11/2011 Tietjen D7/707

D699,085 S * 2/2014 Reid, Jr. D7/701

D786,029 S * 5/2017 Pannell D7/708

D796,277 S * 9/2017 Stiffel D7/701

D807,129 S * 1/2018 Martinez D7/701

D817,728 S * 5/2018 Brown D7/701

D828,768 S * 9/2018 Lebeau D9/737

D857,430 S * 8/2019 Ravid D6/682.2

D871,924 S * 1/2020 Vanderwell D9/755

D879,518 S * 3/2020 Shalit D6/682.2

D883,046 S * 5/2020 Chen

D894,841 S * 9/2020 Mickler D13/146

D902,660 S * 11/2020 Li D7/553.2

D904,089 S * 12/2020 Chen D6/682.2

(Continued)

Primary Examiner — Kelley A Donnelly

(57) **CLAIM**

The ornamental design for a cocktail tray, as shown and described.

DESCRIPTION

FIG. 1 is a perspective view of a cocktail tray showing my new design;

FIG. 2 is another perspective view thereof;

FIG. 3 is a front elevational view thereof;

FIG. 4 is a rear elevational view thereof;

FIG. 5 is a left side elevational view thereof;

FIG. 6 is a right side elevational view thereof;

FIG. 7 is a top plan view thereof; and,

FIG. 8 is a bottom plan view thereof.

1 Claim, 8 Drawing Sheets

(56) **References Cited**

U.S. PATENT DOCUMENTS

2,107,744 A * 2/1938 Solomon A47G 23/0641
294/143

3,840,171 A * 10/1974 Waters B65D 71/72
206/562

D289,974 S * 5/1987 Hamilton D9/418

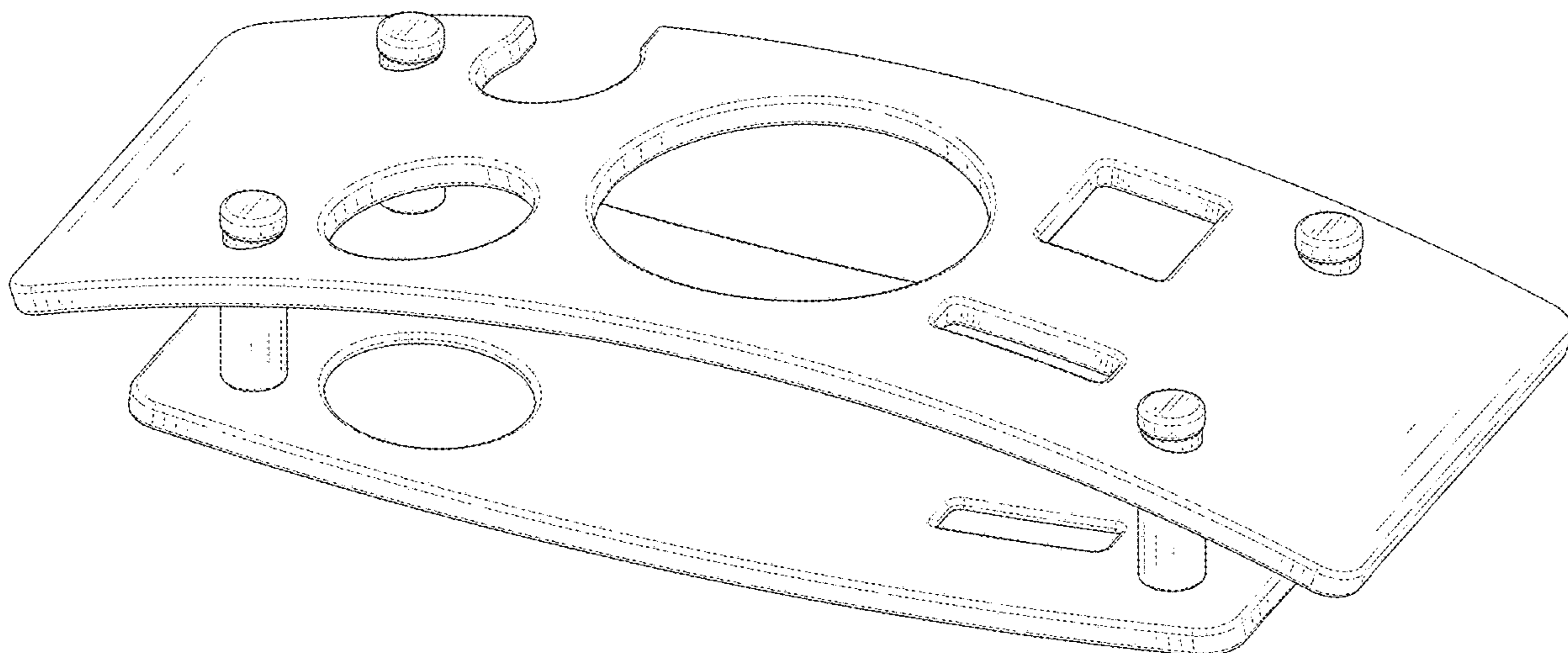
4,973,018 A * 11/1990 Agor A47K 1/09
211/75

5,114,680 A * 5/1992 Obermiller B01L 9/06
211/74

D381,515 S * 7/1997 Haynes D24/224

5,915,561 A * 6/1999 Lorenzana A47G 23/0608
206/562

D438,029 S * 2/2001 Brey D6/406.3



(56)

References Cited

U.S. PATENT DOCUMENTS

D906,068 S * 12/2020 Yang D7/701
D906,773 S * 1/2021 Chen D7/701
D907,450 S * 1/2021 Yang D7/701

* cited by examiner

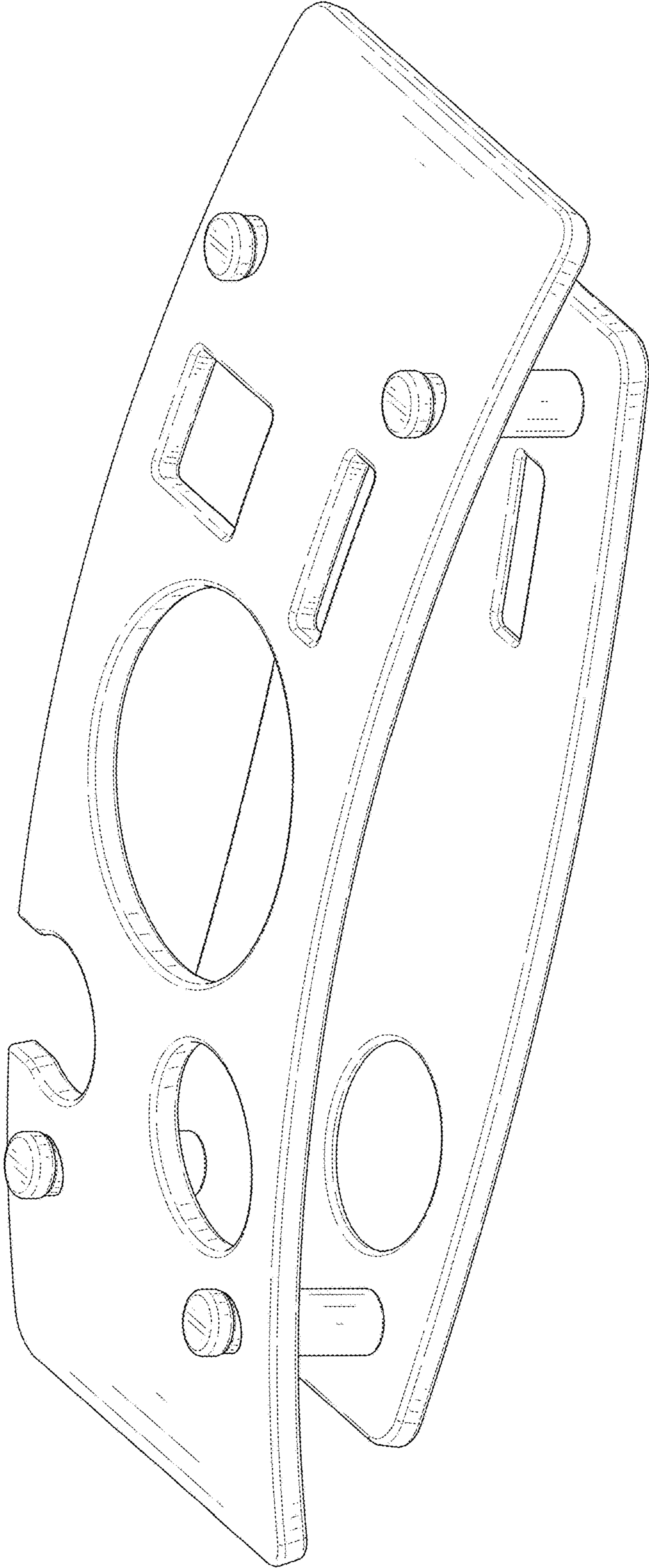


FIG. 1

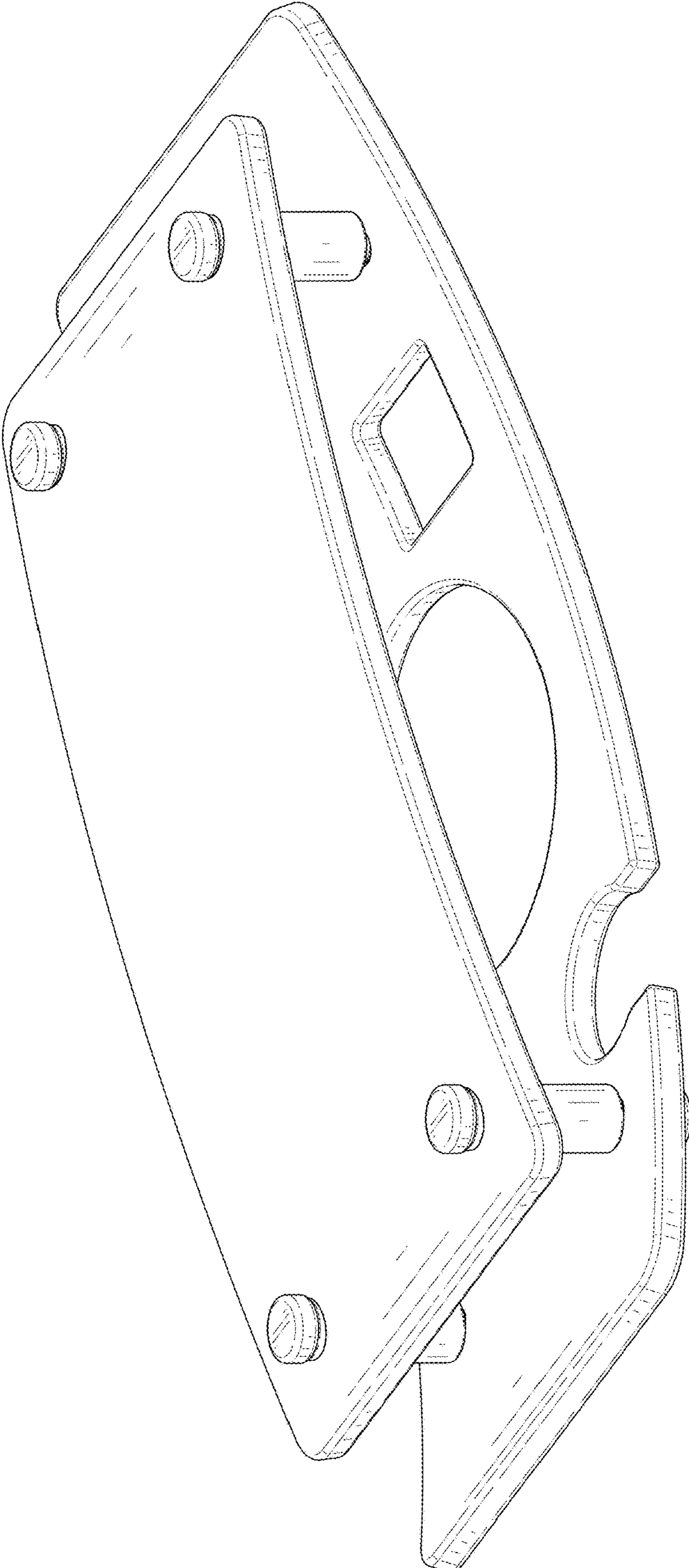


FIG. 2

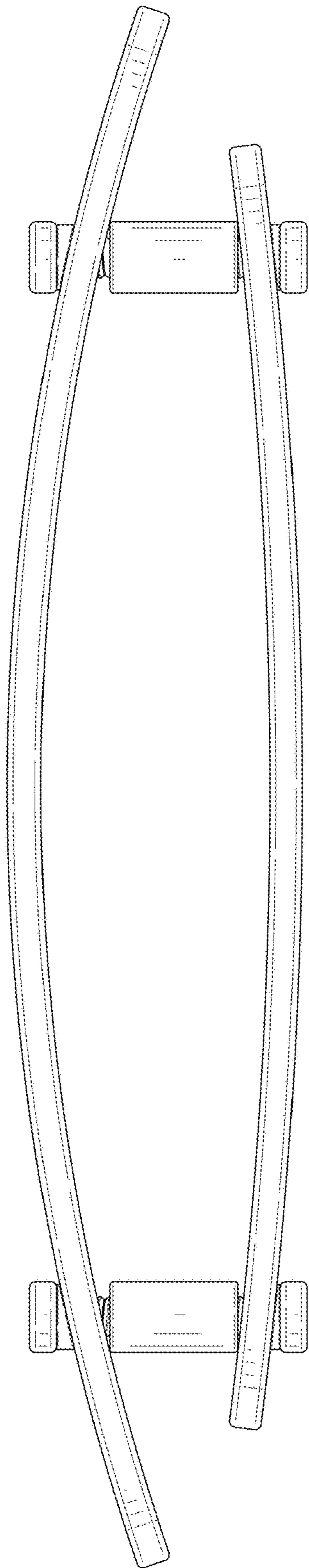


FIG. 3

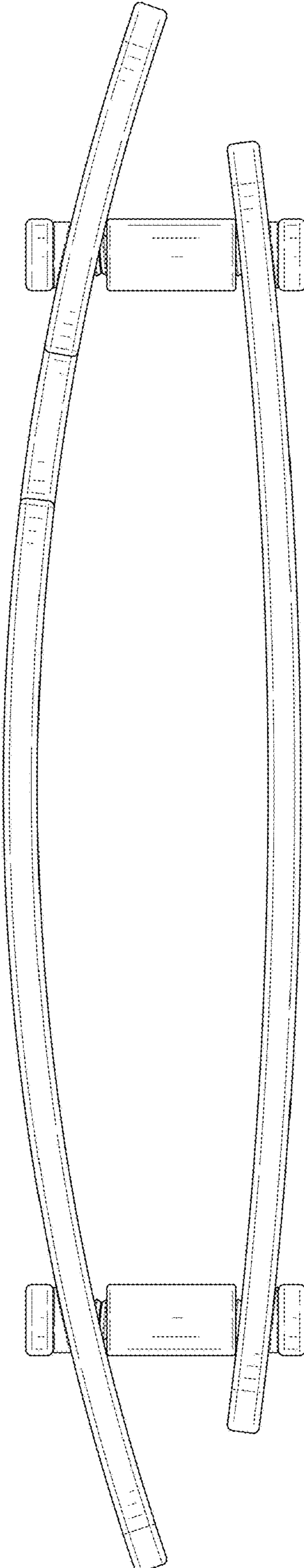


FIG. 4

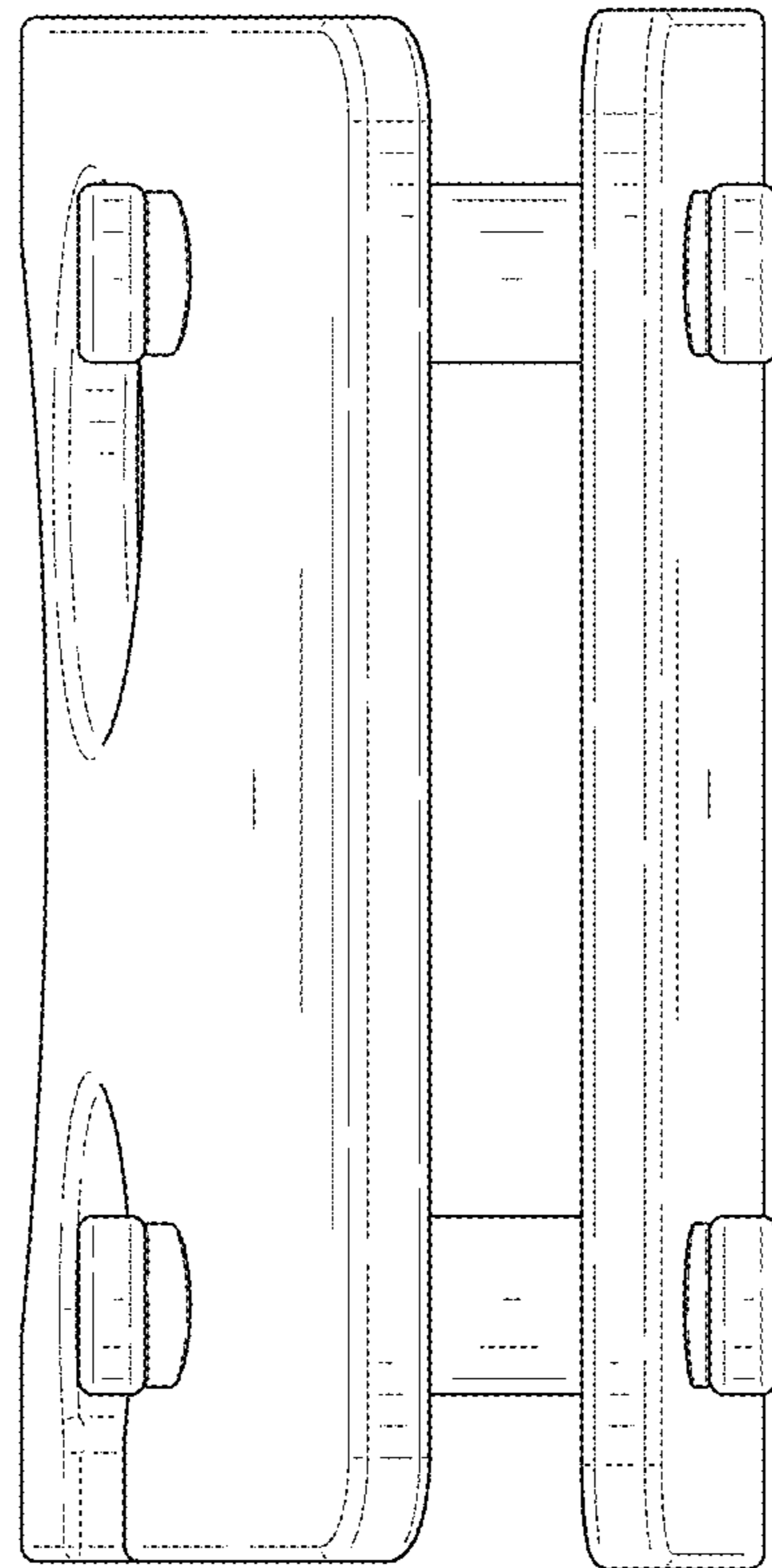


FIG. 5

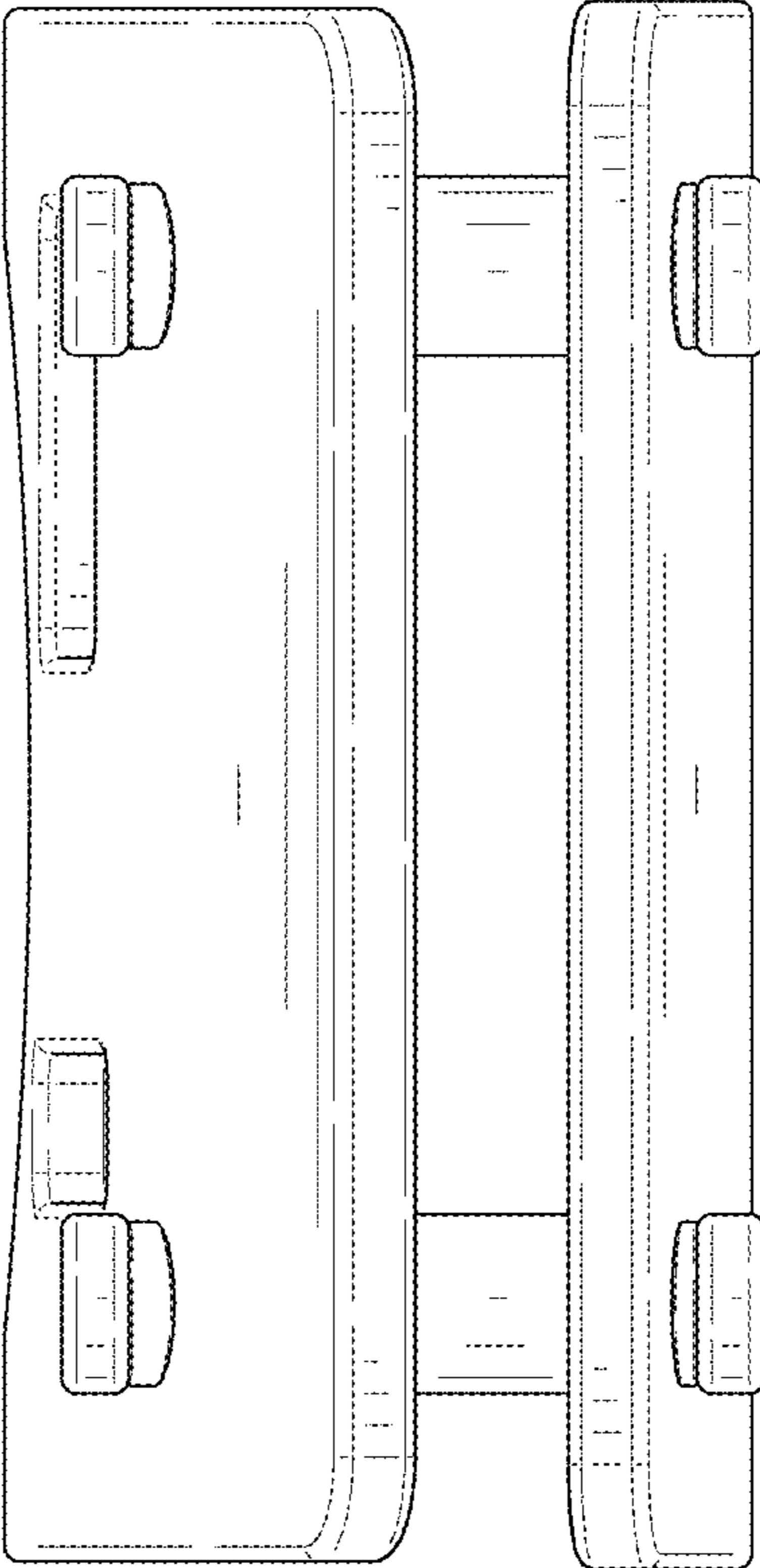


FIG. 6

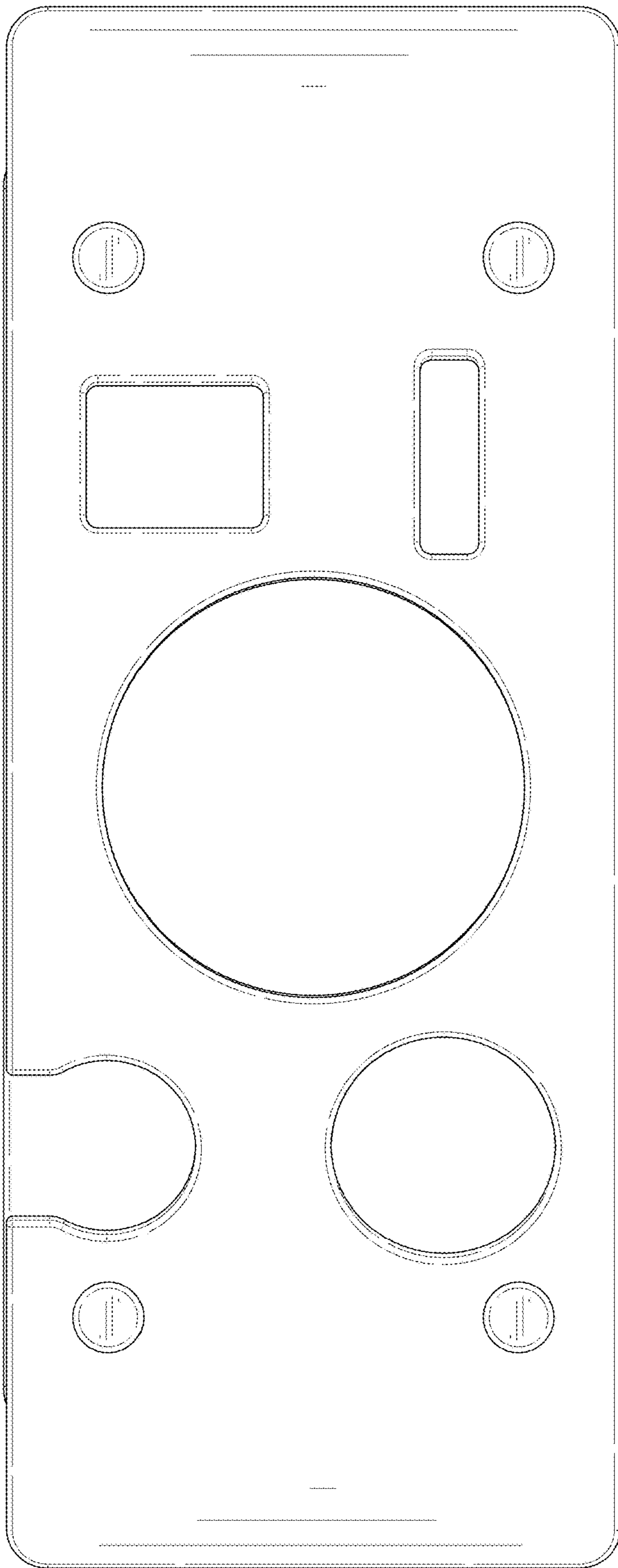


FIG. 7




FIG. 8