



US00D914404S

(12) **United States Design Patent**  
**Xiao**

(10) **Patent No.:** **US D914,404 S**

(45) **Date of Patent:** **\*\* Mar. 30, 2021**

(54) **STORAGE CASE**

(71) Applicant: **TAIZHOU SUKK FURNITURE CO., LTD**, Zhejiang (CN)

(72) Inventor: **Shuangshuang Xiao**, Zhejiang (CN)

(73) Assignee: **TAIZHOU SUKK FURNITURE CO., LTD**, Taizhou (CN)

(\*\*) Term: **15 Years**

(21) Appl. No.: **29/750,532**

(22) Filed: **Sep. 15, 2020**

(51) **LOC (13) Cl.** ..... **06-04**

(52) **U.S. Cl.**  
USPC ..... **D6/667**

(58) **Field of Classification Search**  
USPC ..... D6/663, 664, 667, 668, 668.1, 668.2,  
D6/671, 671.1; D3/272, 273, 277, 294  
CPC ..... A47B 17/04; A47B 47/03; A47B 47/04;  
A47B 47/042; A47B 47/05; A47B 67/00;  
B65D 85/305

See application file for complete search history.

(56) **References Cited**

**U.S. PATENT DOCUMENTS**

- 2,903,150 A \* 9/1959 Rehrig ..... B65D 85/305  
220/509
- D271,644 S \* 12/1983 Thompson ..... D6/667
- 4,448,463 A \* 5/1984 Amos ..... A47B 67/00  
312/111
- D309,104 S \* 7/1990 Solomon ..... D3/272

- D414,334 S \* 9/1999 Remington ..... D3/294
- D414,335 S \* 9/1999 Cheyn ..... D3/273
- D420,541 S 2/2000 Zaidman
- D426,724 S 6/2000 Stangl
- D430,753 S \* 9/2000 Stangl ..... D6/667
- D448,586 S 10/2001 O'Hare et al.
- D497,252 S 10/2004 Perella et al.
- D658,907 S 5/2012 Peel
- D711,103 S \* 8/2014 Wu ..... D3/277
- D764,796 S \* 8/2016 Urrea ..... D3/272
- D766,020 S 9/2016 Thatcher
- D810,475 S 2/2018 Ben Avi
- D850,821 S \* 6/2019 Pontillas ..... D6/667
- D864,566 S \* 10/2019 Decarlo ..... D3/294

\* cited by examiner

*Primary Examiner* — Mimosa De


(57) **CLAIM**

The ornamental design for a storage case, as shown and described.

**DESCRIPTION**

FIG. 1 is a perspective view of a storage case showing my new design;  
 FIG. 2 is a front elevational view thereof;  
 FIG. 3 is a rear elevational view thereof;  
 FIG. 4 is a left side elevational view thereof;  
 FIG. 5 is a right side elevational view thereof;  
 FIG. 6 is a top plan view thereof; and,  
 FIG. 7 is a perspective view of the storage case of FIG. 1 shown in a second state for clarity of disclosure.  
 The broken lines in the drawings depict portions of the storage case that form no part of the claimed design.

**1 Claim, 7 Drawing Sheets**






FIG. 1



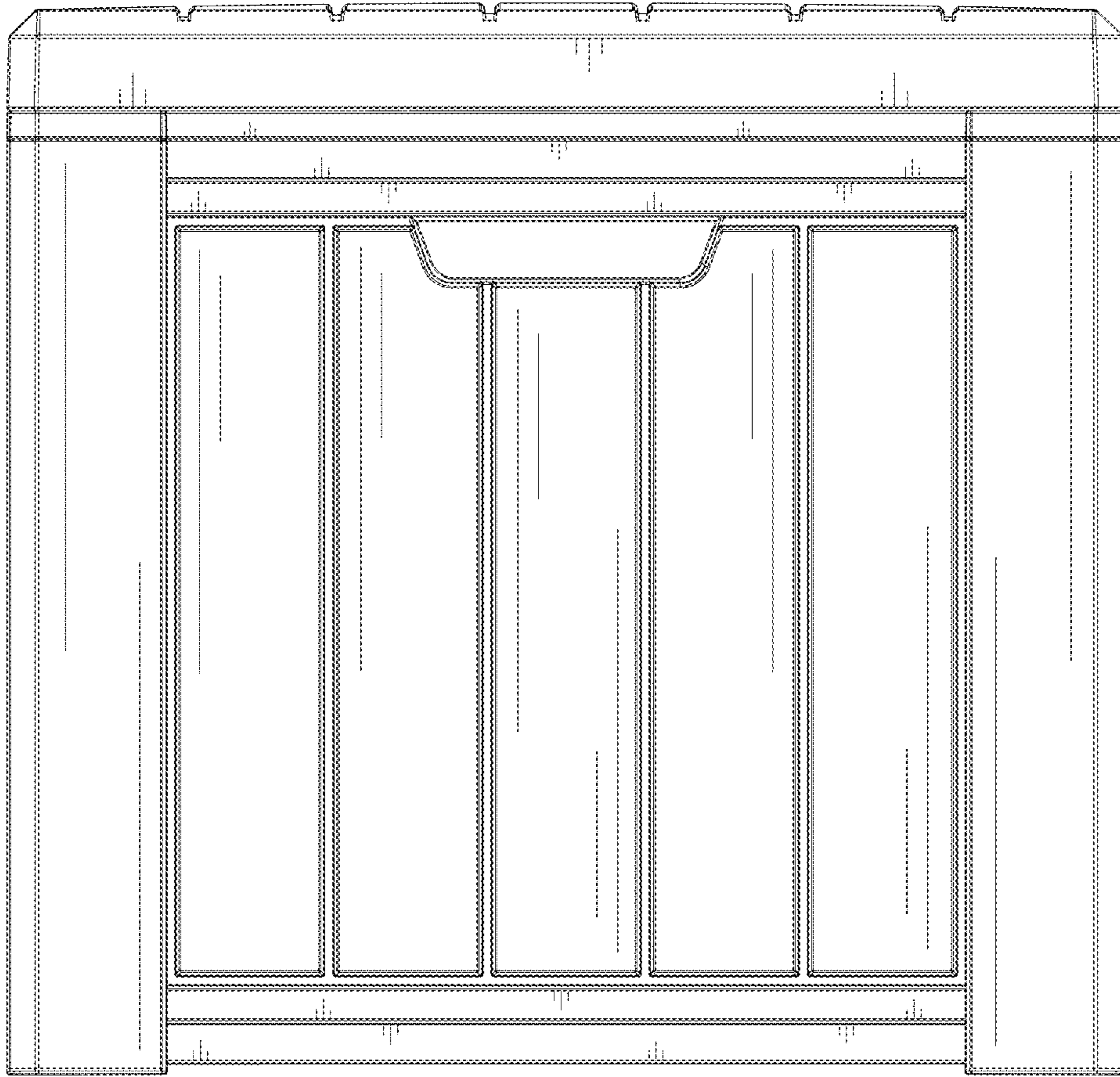


FIG. 2

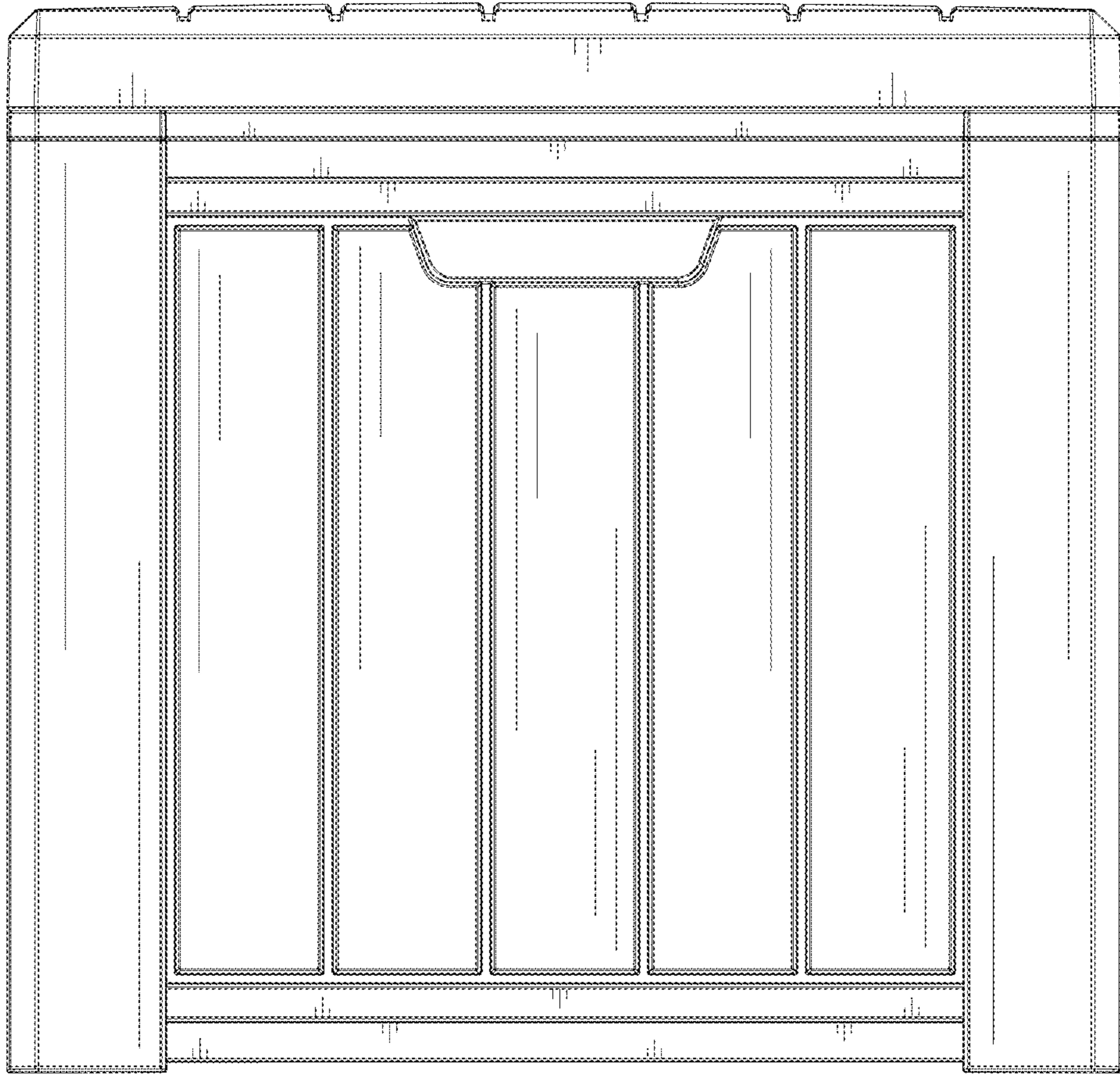


FIG. 3

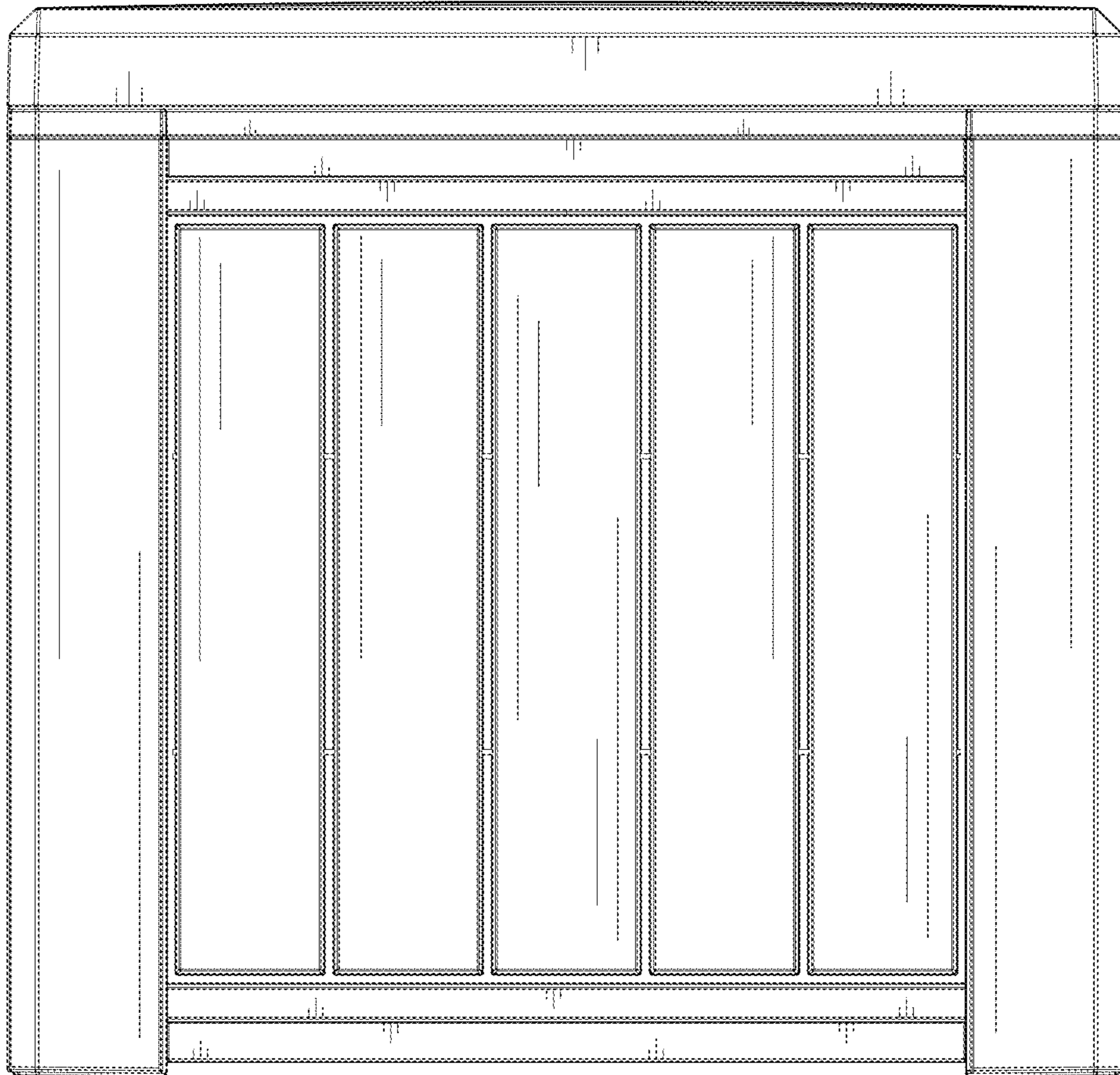


FIG. 4

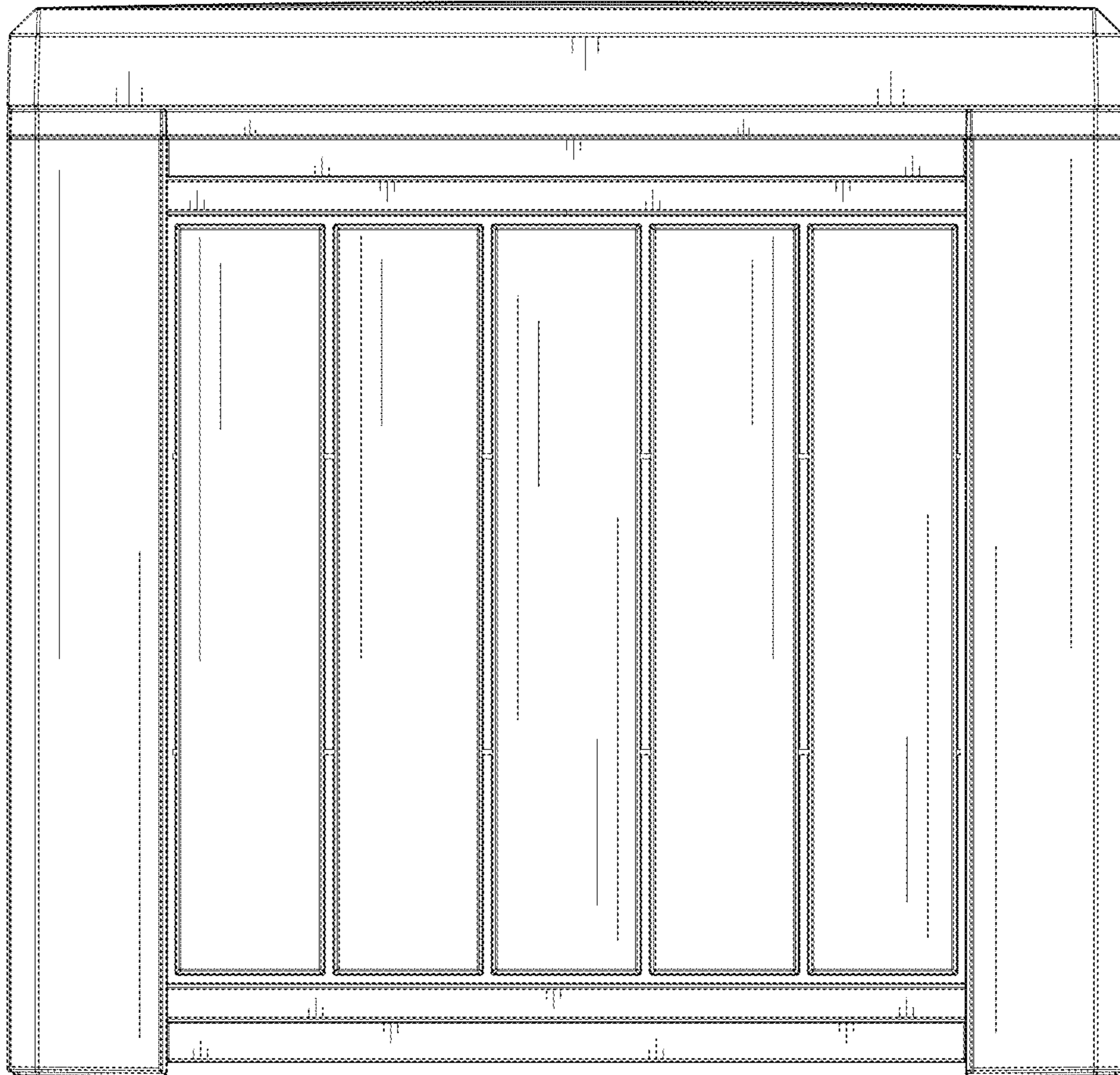


FIG. 5



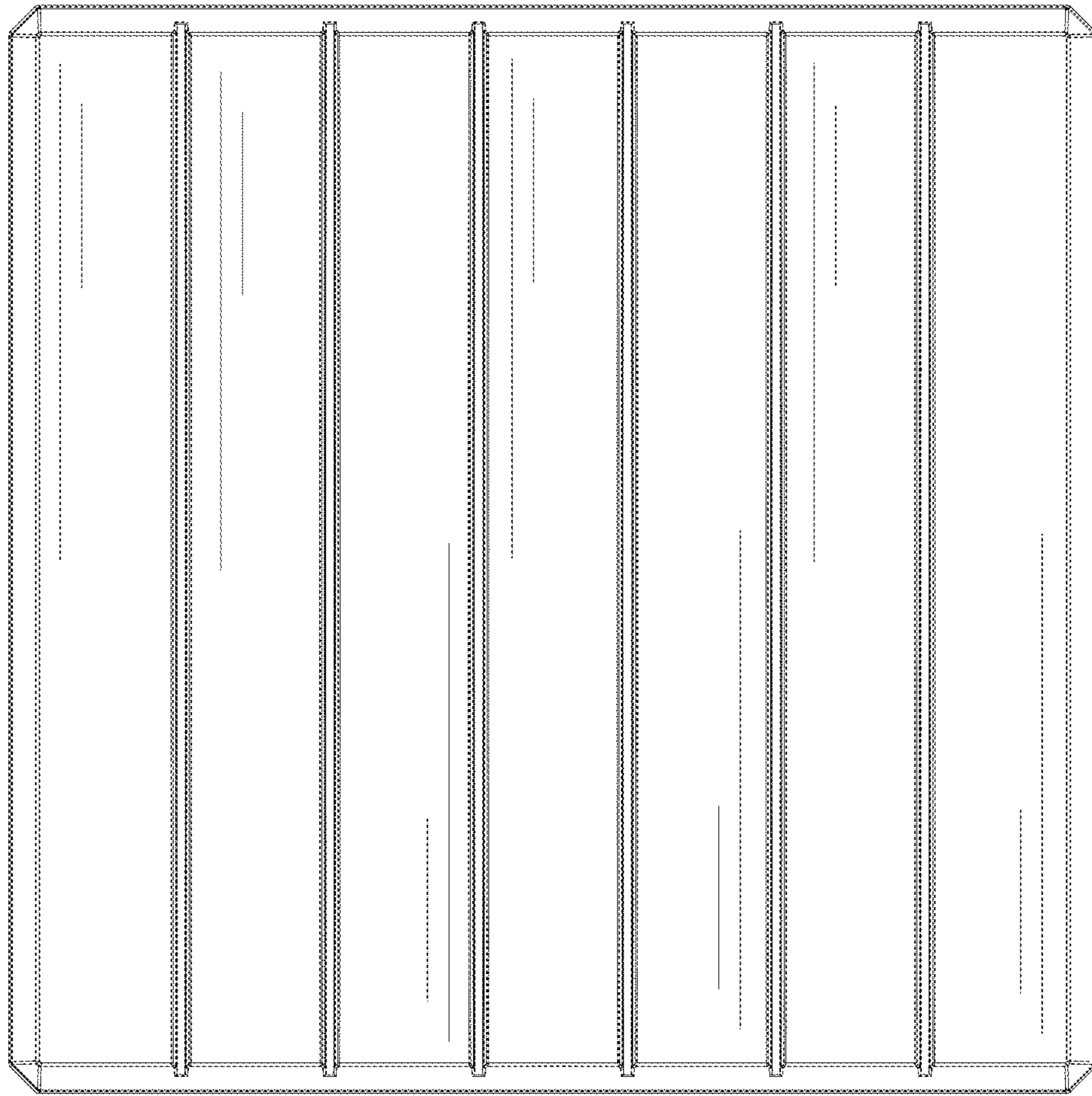


FIG. 6

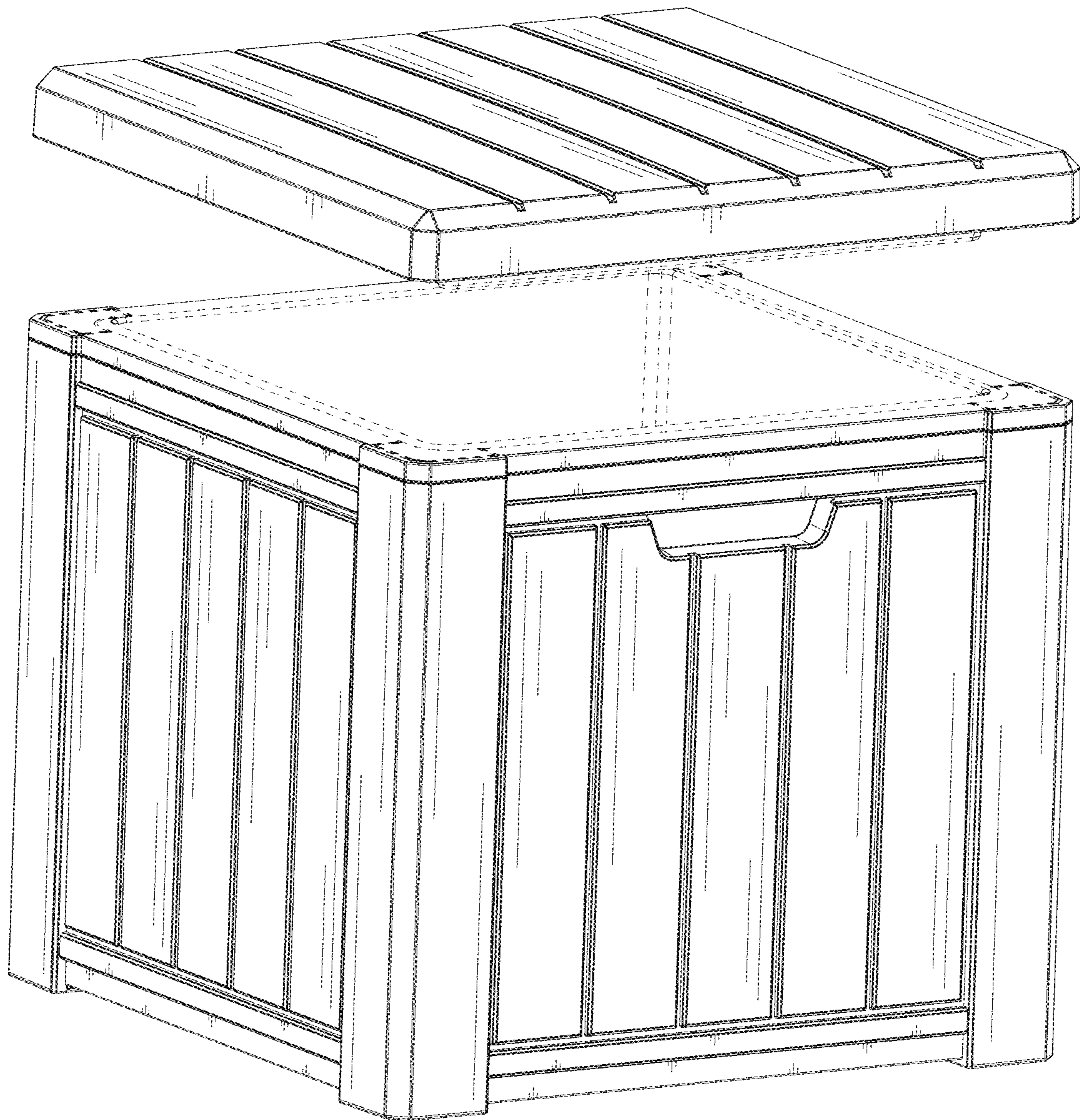


FIG. 7