



US00D914395S

(12) **United States Design Patent**
Chiang

(10) **Patent No.:** **US D914,395 S**

(45) **Date of Patent:** **** Mar. 30, 2021**

(54) **WALL SHELF**

(71) Applicant: **Cliff Chiang**, Woodinville, WA (US)

(72) Inventor: **Cliff Chiang**, Woodinville, WA (US)

(**) Term: **15 Years**

(21) Appl. No.: **29/626,780**

(22) Filed: **Nov. 20, 2017**

(51) **LOC (13) Cl.** **06-04**

(52) **U.S. Cl.**
USPC **D6/574**

(58) **Field of Classification Search**
USPC ... D6/522, 574, 672-675, 675.1, 678.2, 702,
D6/703.1, 705, 705.1, 705.2, 707, 707.19,
D6/707.22, 707.23; D13/179; 108/50.11,
108/61, 132; D14/457; 312/350, 258;
248/95; D21/369
CPC A47B 47/00; A47B 47/021; A47B 47/022;
A47B 47/04; A47B 47/03; A47B 55/00;
A47B 57/045; A47B 57/26; A47B 96/02;
A47B 96/027; A47B 96/028; A47B
96/04; A47B 96/16; A47F 5/00; A47F
5/0043; A47F 7/00; A47F 7/007; G09F
13/22; A47K 17/02; E03D 13/005; Y10T
29/49432

See application file for complete search history.

(56) **References Cited**

U.S. PATENT DOCUMENTS

D164,437 S * 9/1951 Marquis D6/705
D225,936 S * 1/1973 Propst D6/705
D265,743 S * 8/1982 Meyer D19/90
4,915,316 A * 4/1990 Bastian A47K 10/40
242/596.3
D310,302 S * 9/1990 Southard 211/163

D313,886 S * 1/1991 Southard 211/163
D371,021 S * 6/1996 Pine D6/407
6,412,745 B1 * 7/2002 Yokoyama A47B 95/00
248/247
D632,911 S * 2/2011 Kolada D6/552
D641,189 S * 7/2011 Klotz D6/705
D670,521 S * 11/2012 Cittadino D6/549
D781,086 S * 3/2017 Velez D6/656
D793,775 S * 8/2017 Kelly D6/675

OTHER PUBLICATIONS

youtube.com, U Shaped Wall Mounted Shelves, Mar. 22, 2016, <https://www.youtube.com/watch?v=yUC2VW4CQvE> (Year: 2016).*

* cited by examiner

Primary Examiner — Nathan M Johnston
(74) *Attorney, Agent, or Firm* — Dean Craine; Marisa Whitaker

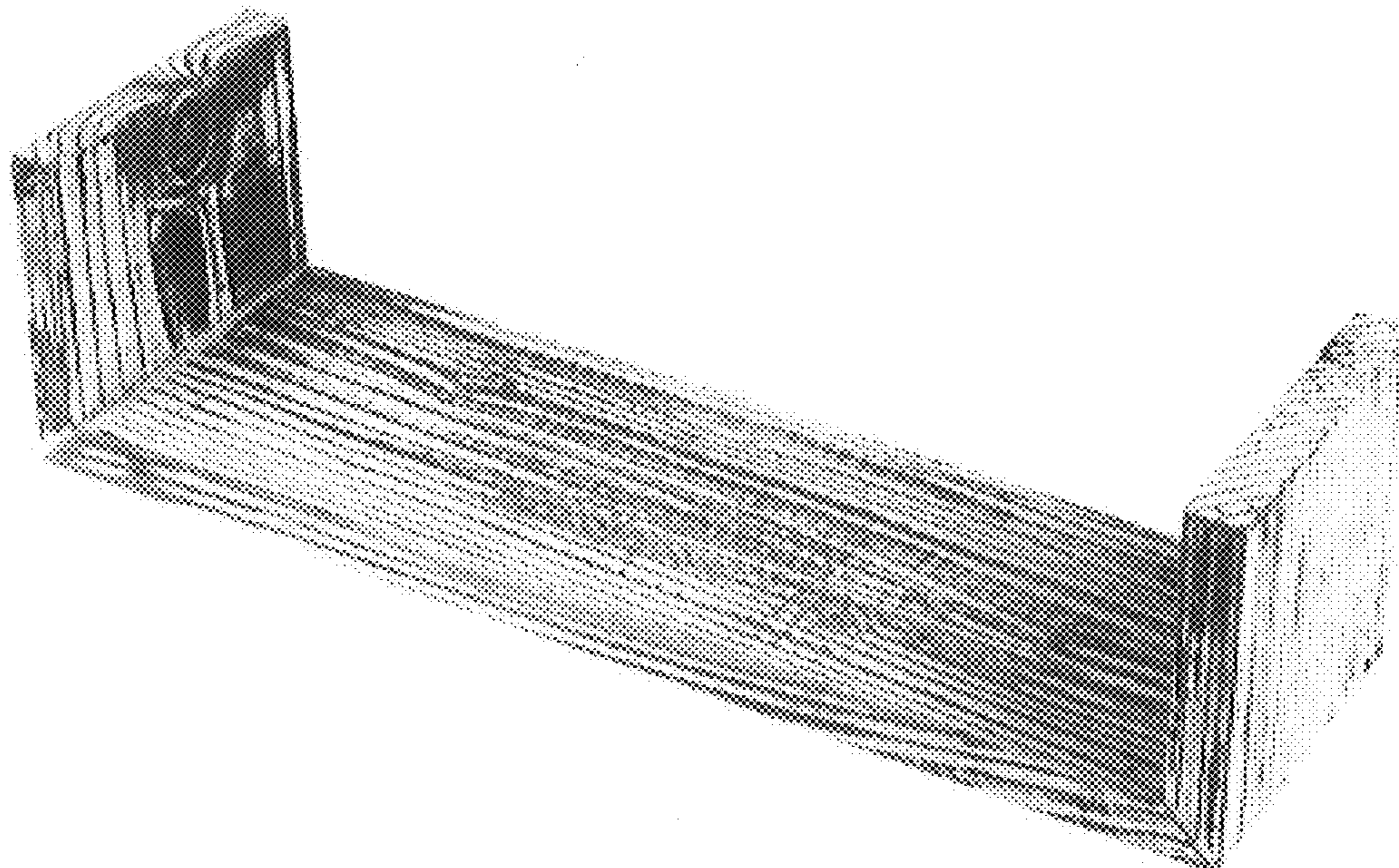
(57) **CLAIM**

The ornamental design for a wall shelf, as shown and described.

DESCRIPTION

The file of this patent contains at least one drawing/photograph executed in color. Copies of this patent with colored drawing(s)/photograph(s) will be provided by the Office upon request and payment of the necessary fee.
FIG. 1 is a front perspective view of a wall shelf.
FIG. 2 is a front elevational view thereof.
FIG. 3 is a rear elevational view thereof.
FIG. 4 is a top plan view thereof.
FIG. 5 is a left side elevational view thereof.
FIG. 6 is a right side elevational view thereof; and,
FIG. 7 is a bottom plan view thereof.

1 Claim, 4 Drawing Sheets
(4 of 4 Drawing Sheet(s) Filed in Color)



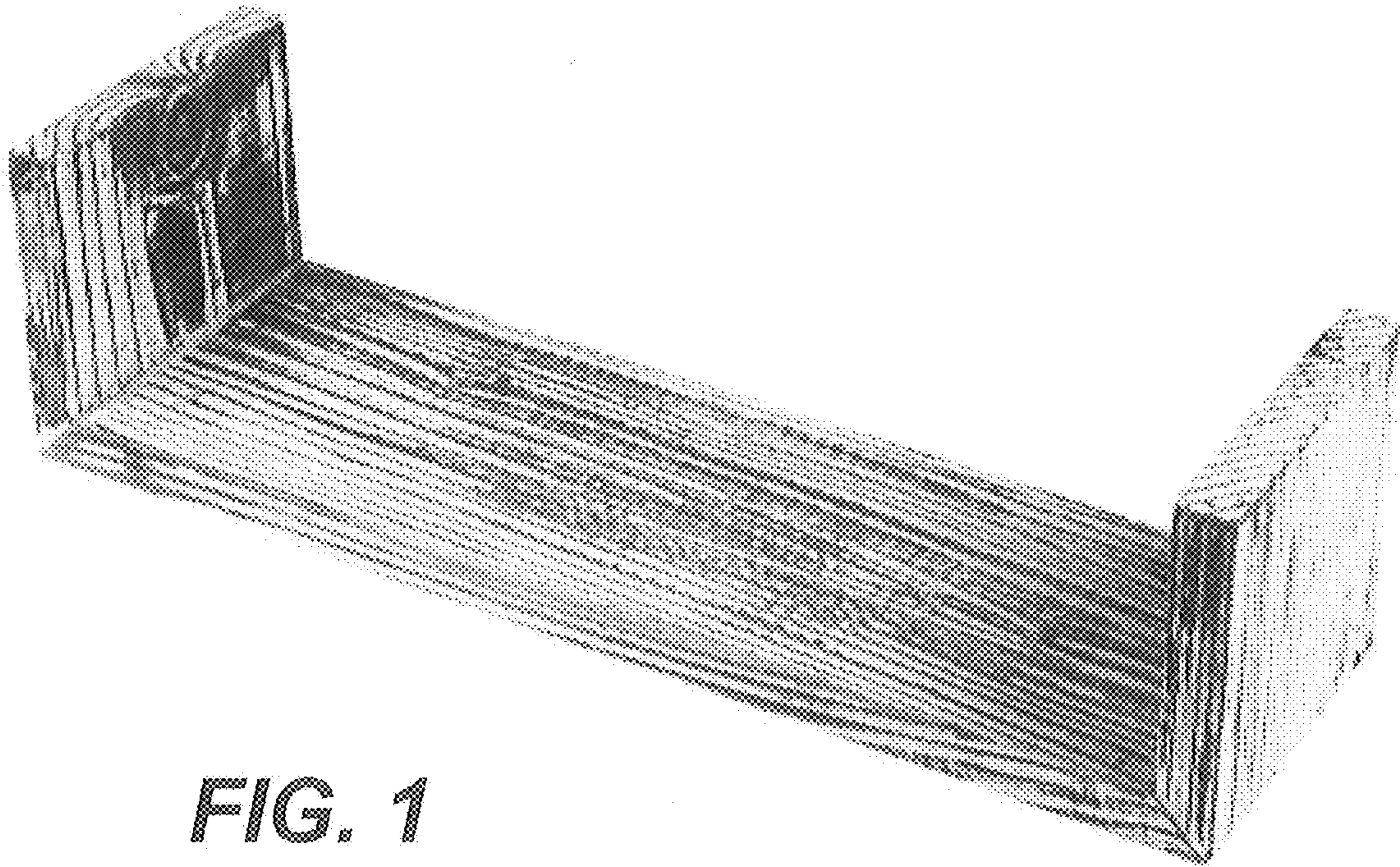


FIG. 1



FIG. 2



FIG. 3




FIG. 4

FIG. 5





FIG. 6




FIG. 7