



US00D914392S

(12) **United States Design Patent** (10) **Patent No.:** **US D914,392 S**
Banda et al. (45) **Date of Patent:** **** Mar. 30, 2021**

(54) **FURNITURE**

(71) Applicant: **H.M. RICHARDS, INC.**, Baldwyn, MS (US)

(72) Inventors: **Andrea Banda**, Baldwyn, MS (US);
Robert Kirchmeyer, Atlanta, GA (US);
Bonnie Kielwasser, Durham, NC (US)

(73) Assignee: **H.M. RICHARDS, INC.**, Baldwyn, MS (US)

(**) Term: **15 Years**

(21) Appl. No.: **29/743,245**

(22) Filed: **Jul. 20, 2020**

Related U.S. Application Data

(62) Division of application No. 29/656,900, filed on Jul. 17, 2018, now abandoned.

(51) **LOC (13) Cl.** **06-01**

(52) **U.S. Cl.**
USPC **D6/381**

(58) **Field of Classification Search**
USPC D6/334, 360, 361, 374, 378, 381, 377
CPC A47C 7/16; A47C 7/18; A47C 7/24; A47C
17/00; A47C 17/02; A47C 17/86; A47C
15/002

See application file for complete search history.

(56) **References Cited**

U.S. PATENT DOCUMENTS

D106,798 S 11/1937 Kaufman
D115,429 S * 6/1939 Stoll D6/381
D307,364 S * 4/1990 Lowman D6/369

D336,995 S * 7/1993 Diaz-Azcuy D6/334
D339,246 S * 9/1993 Hutton D6/361
D361,442 S * 8/1995 Lewis D6/381
D369,029 S * 4/1996 Lewis D6/381
D376,051 S * 12/1996 Lewis D6/334
D376,266 S * 12/1996 Lewis D6/355
D376,482 S 12/1996 Lewis
D378,168 S * 2/1997 Lewis D6/334
D382,123 S * 8/1997 Pimental D6/334
D403,874 S * 1/1999 Gohman D6/334
D431,381 S * 10/2000 Gomez D6/361
D439,432 S 3/2001 Hutton
D473,386 S * 4/2003 Draper D6/334
D600,038 S 9/2009 Natuzzi
D660,043 S * 5/2012 Nguyen D6/377
D766,006 S 9/2016 Lewis
D830,716 S 10/2018 Lim

* cited by examiner

Primary Examiner — Mary Ann Calabrese

Assistant Examiner — Katelin G Kloberg

(74) *Attorney, Agent, or Firm* — John W. Smith T; Jake M. Gipson; Bradley Arant Boult Cummings LLP

(57) **CLAIM**

The ornamental design for furniture, as shown and described.

DESCRIPTION

FIG. 1 is a perspective view of a furniture, showing our new design;

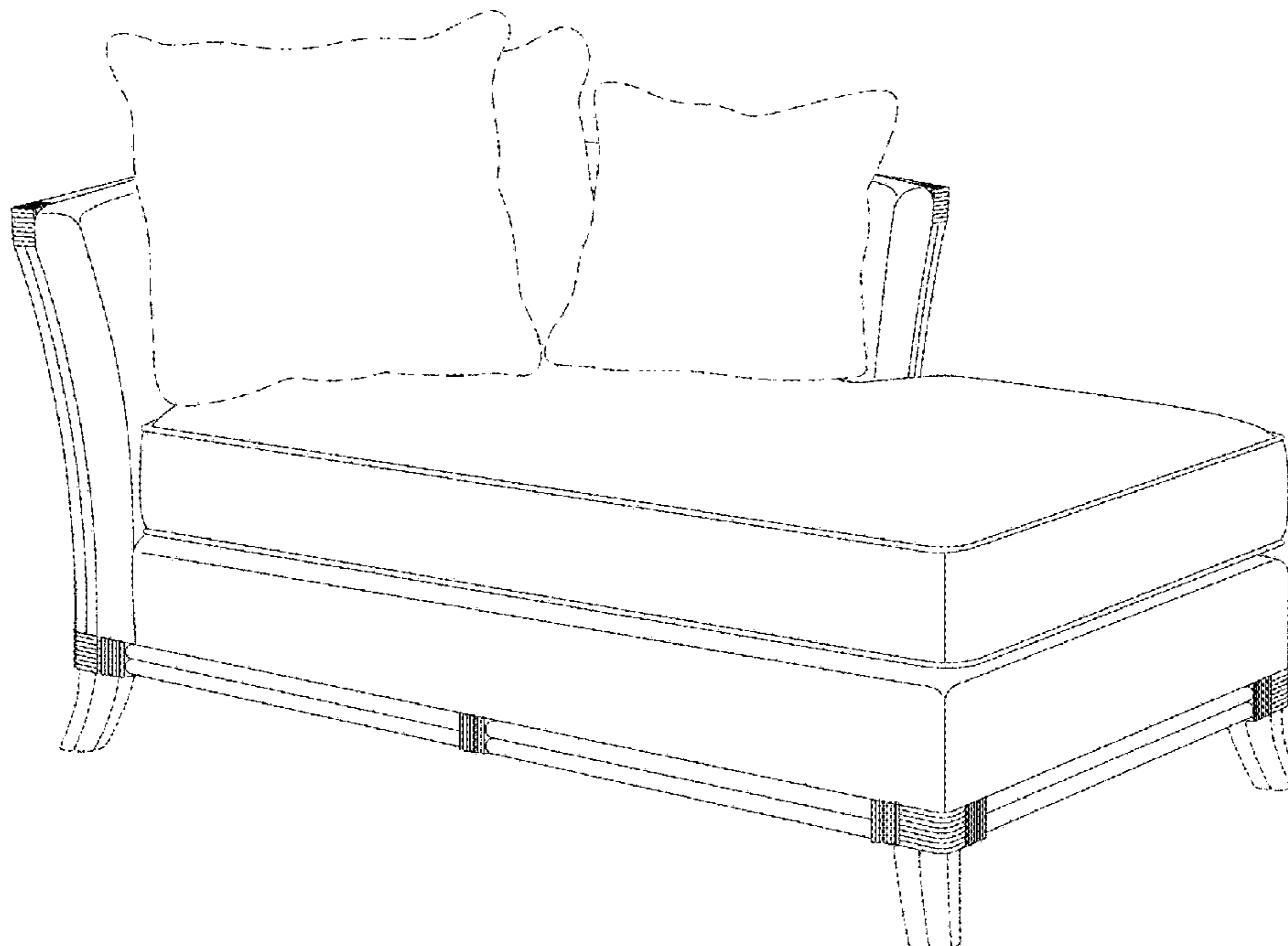
FIG. 2 is a front elevation view thereof;

FIG. 3 is a side elevation thereof; and,

FIG. 4 is a top plan view thereof.

The broken lines depict environmental subject matter that forms no part of the claimed design.

1 Claim, 4 Drawing Sheets



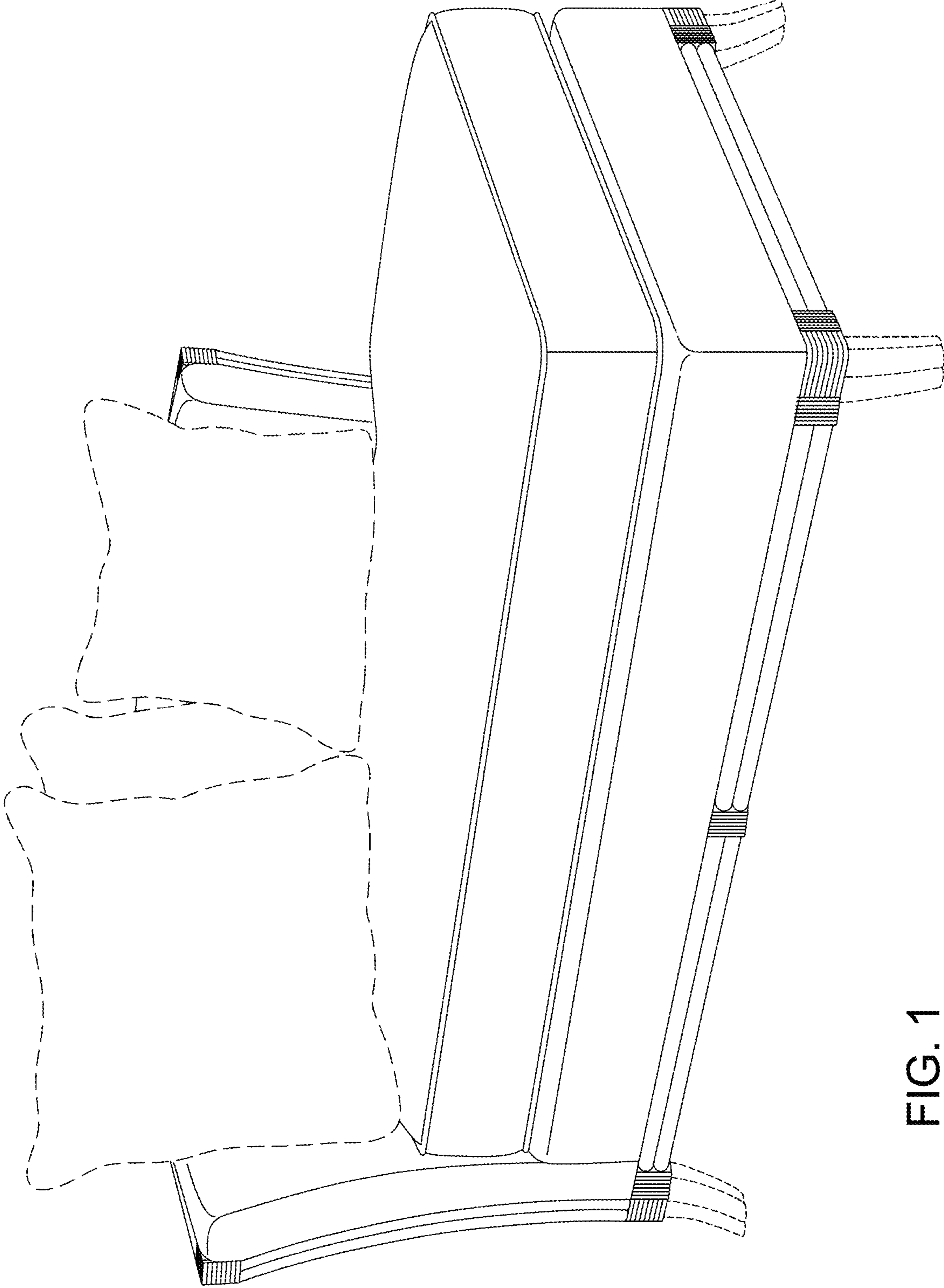


FIG. 1

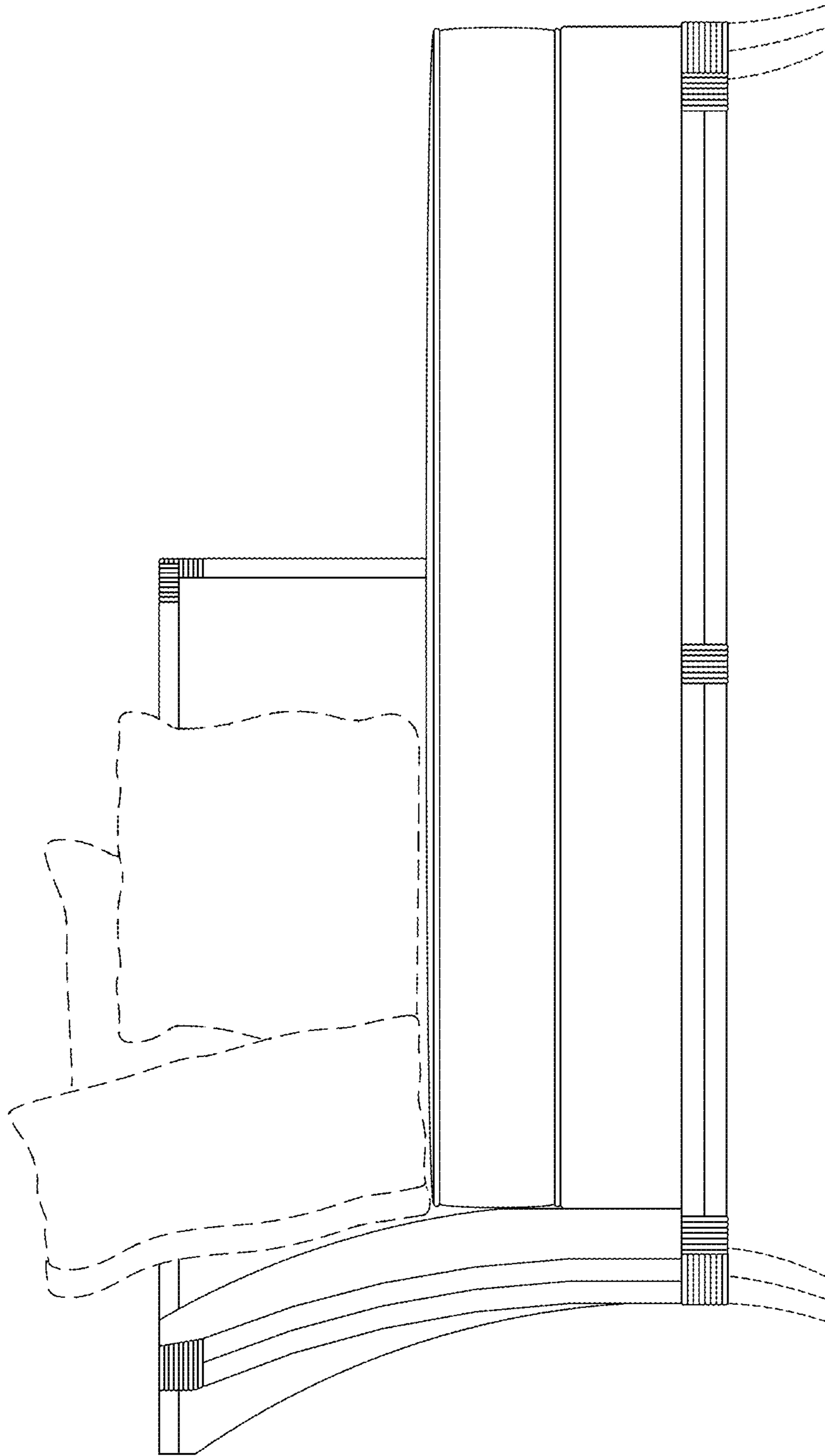


FIG. 2

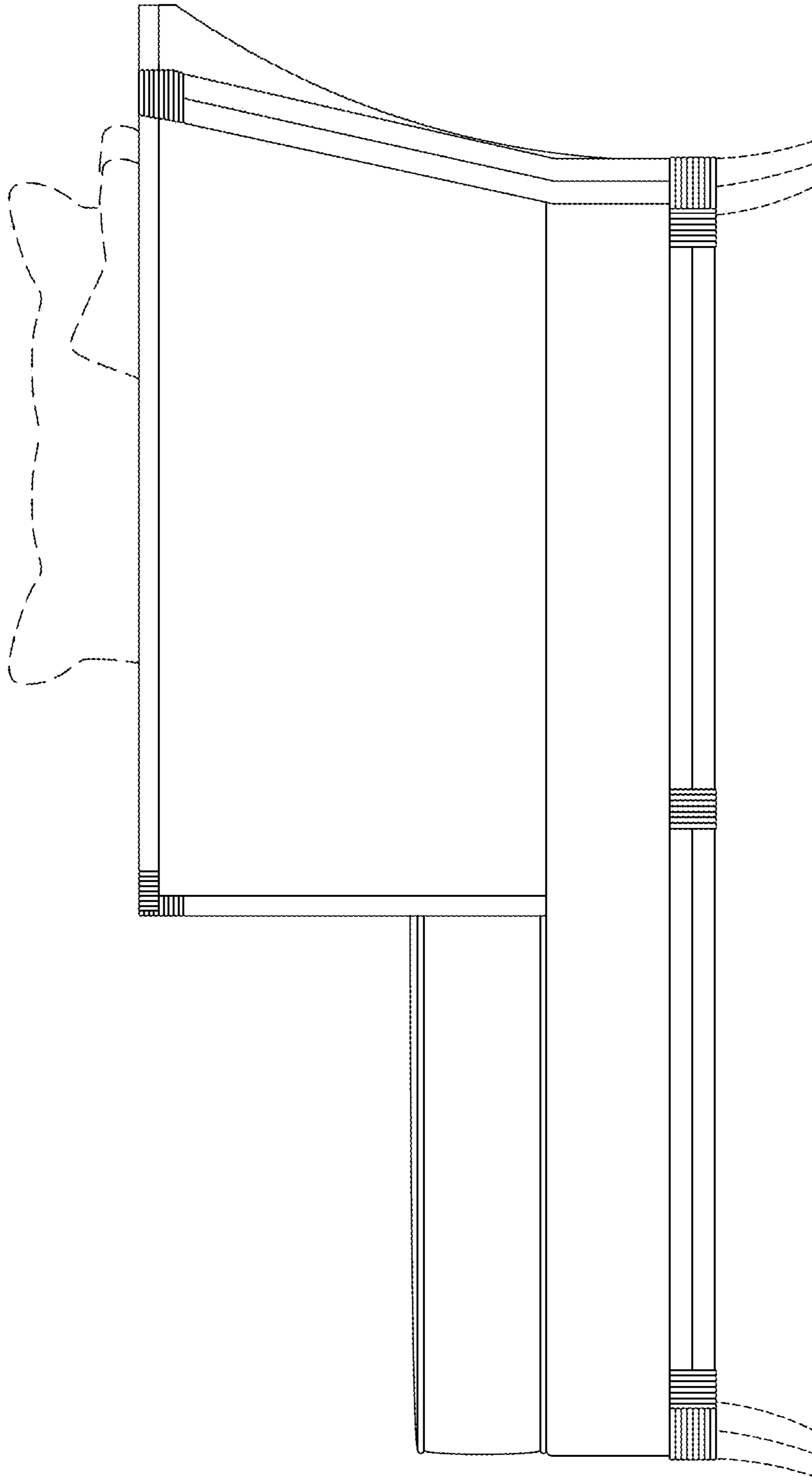


FIG. 3

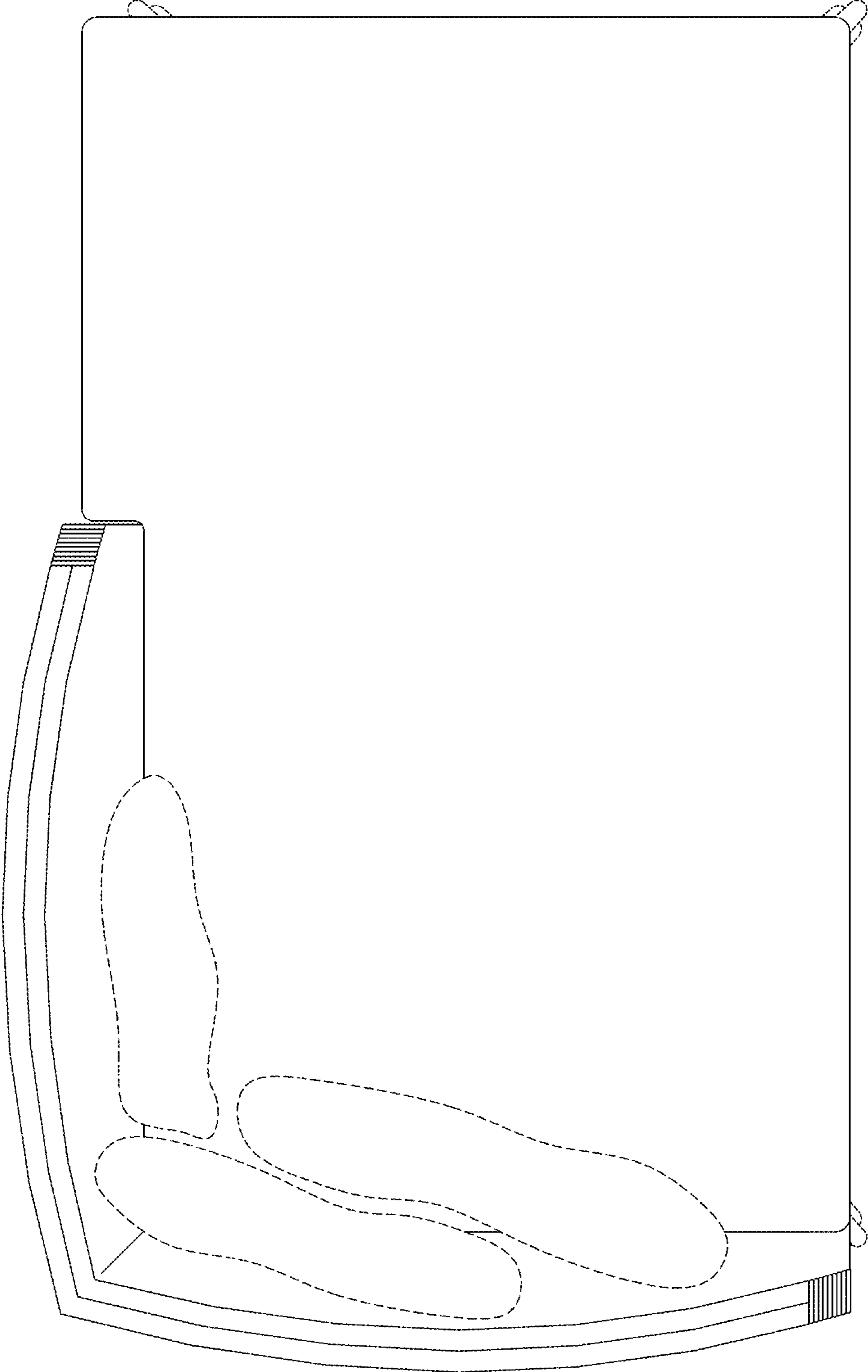


FIG. 4