



US00D914385S

(12) **United States Design Patent** (10) **Patent No.:** **US D914,385 S**
Xiao (45) **Date of Patent:** **** Mar. 30, 2021**

(54) **CHAIR**
(71) Applicant: **TAIZHOU SUKK FURNITURE CO., LTD**, Taizhou (CN)
(72) Inventor: **Shuangshuang Xiao**, Taizhou (CN)
(73) Assignee: **TAIZHOU SUKK FURNITURE CO., LTD**, Taizhou (CN)

D456,629 S * 5/2002 Rosebrock D6/369
D512,233 S * 12/2005 Bongaerts D6/369
D542,571 S * 5/2007 Bryant D6/369
D551,458 S * 9/2007 White, III D6/369
D552,369 S * 10/2007 Graham D6/381
D664,783 S * 8/2012 Blitzler D6/369
D681,349 S * 5/2013 Anderson D5/43
D904,062 S * 12/2020 Aisslinger D6/369

(**) Term: **15 Years**
(21) Appl. No.: **29/714,075**
(22) Filed: **Nov. 21, 2019**
(51) **LOC (13) Cl.** **06-01**
(52) **U.S. Cl.**
USPC **D6/369**
(58) **Field of Classification Search**
USPC D6/334, 369, 381, 717.2; D5/43
CPC .. A47C 5/02; A47C 5/08; A47C 7/004; A47C
7/024; A47C 7/62; A47C 7/72; A61H
2201/0149
See application file for complete search history.

OTHER PUBLICATIONS

“International Caravan Furniture Piece Camelback Resin Wicker Patio Chairs” Dec. 9, 2014, amazon.com, site visited Jan. 27, 2021 <https://www.amazon.com/International-Caravan-3180-2CH-MO-IC-Furniture-Camelback/dp/B00S4Q1YCA/ref=cm_cr_arp_d_product_top?ie=UTF8> (Year: 2014).*

* cited by examiner

Primary Examiner — Kevin K Rudzinski
Assistant Examiner — Paul D Bohannon

(57) **CLAIM**

The ornamental design for a chair, as shown and described.

(56) **References Cited**

U.S. PATENT DOCUMENTS

1,721,999 A * 7/1929 Jacobs A47C 5/08
297/411.41
1,724,181 A * 8/1929 Cohen A47C 5/02
160/385
1,758,045 A * 5/1930 Huyben A47C 5/02
248/440
D275,343 S * 9/1984 Claman D6/369
D332,183 S * 1/1993 White D6/334
D391,090 S * 2/1998 Schwartz D6/369
D416,699 S * 11/1999 Schwartz D6/369

DESCRIPTION

FIG. 1 is a perspective view of a chair showing my new design;
FIG. 2 is a front elevational view thereof;
FIG. 3 is a rear elevational view thereof;
FIG. 4 is a left side elevational view thereof;
FIG. 5 is a right side elevational view thereof; and,
FIG. 6 is a top plan view thereof.

1 Claim, 6 Drawing Sheets






FIG. 1




FIG. 2

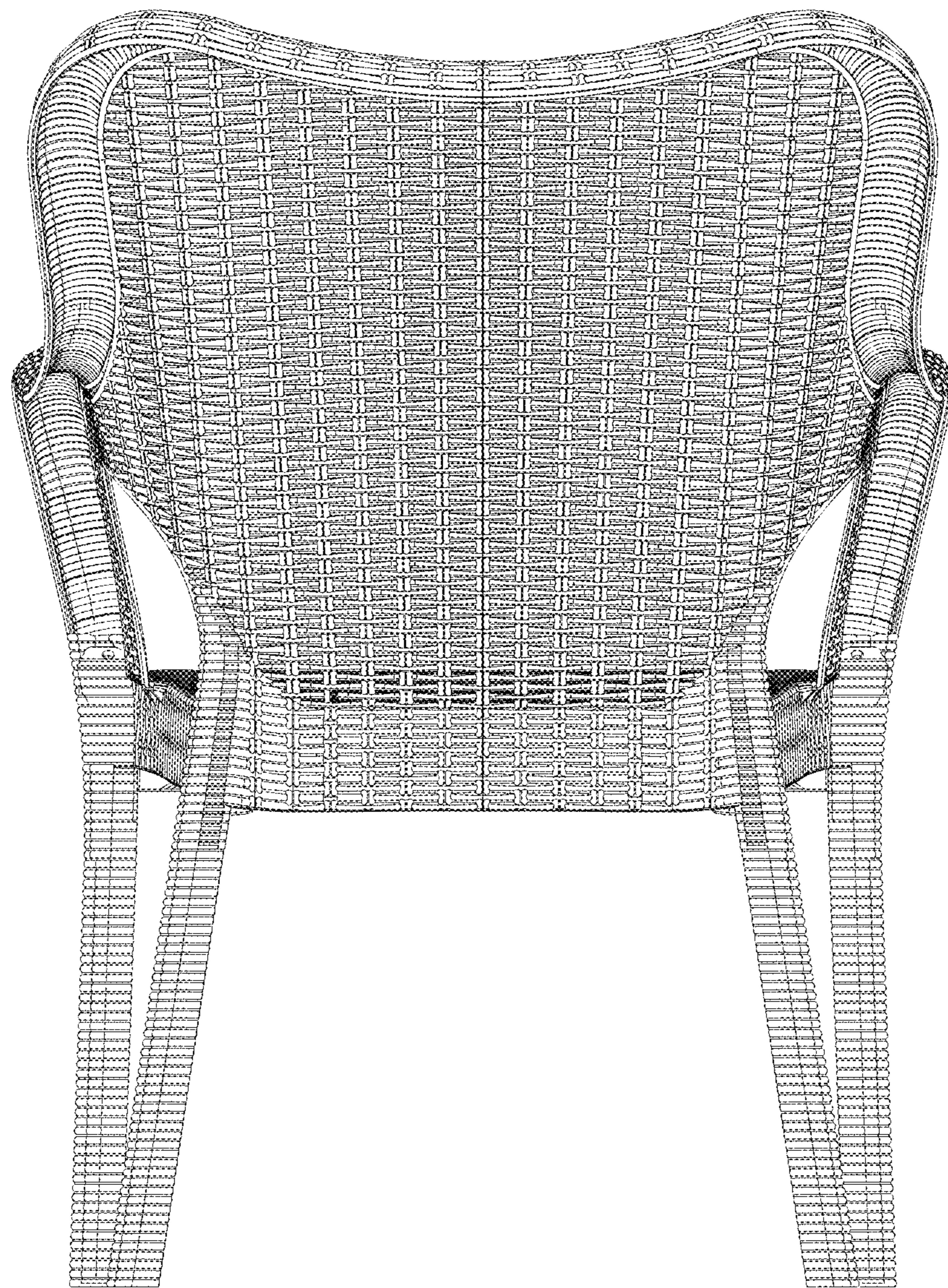


FIG. 3




FIG. 4

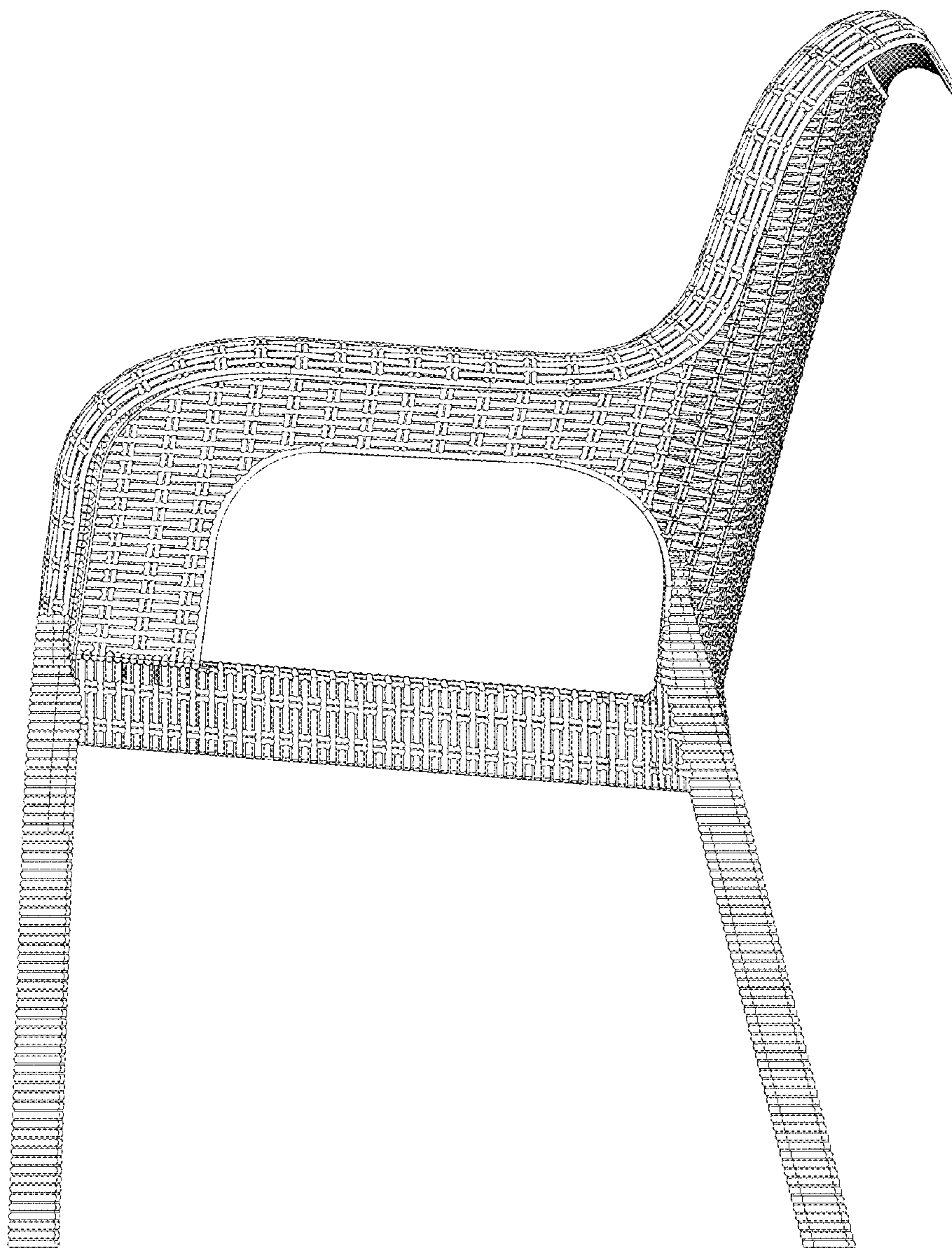


FIG. 5




FIG. 6