



US00D914340S

(12) **United States Design Patent**
Gaboriault et al.

(10) **Patent No.:** **US D914,340 S**
(45) **Date of Patent:** **** Mar. 30, 2021**

- (54) **SHOE**
- (71) Applicant: **Reebok International Limited**, London (GB)
- (72) Inventors: **Dennis Gaboriault**, Millbury, MA (US); **Matthew Costa**, Mattapoisett, MA (US); **Dustin Simone**, Mansfield, MA (US)
- (73) Assignee: **Reebok International Limited**, London (GB)

- D649,753 S * 12/2011 Callahan D2/953
- D649,754 S * 12/2011 Callahan D2/953
- D688,036 S * 8/2013 Dekovic D2/962
- D688,037 S * 8/2013 Dekovic D2/962
- D693,550 S 11/2013 Montross et al.
- D693,551 S 11/2013 Montross et al.
- D707,428 S * 6/2014 Seamarks D2/953
- D707,434 S * 6/2014 Seamarks D2/962
- D711,636 S 8/2014 Christensen et al.
- D712,643 S * 9/2014 Seo D2/953

(Continued)

- (**) Term: **15 Years**
- (21) Appl. No.: **29/708,151**
- (22) Filed: **Oct. 3, 2019**
- (51) **LOC (13) Cl.** **02-04**
- (52) **U.S. Cl.**
USPC **D2/953**; D2/947; D2/951; D2/954
- (58) **Field of Classification Search**
USPC D2/902, 906, 908, 916, 918, 925,
D2/946-962, 977; 36/1, 1.5, 3 B, 22 R,
36/24.5, 25 R, 28, 32 R, 34 R, 59 C,
36/67 A, 101-107, 114-116, 117.3, 117.4,
36/124-136
CPC A43B 13/00; A43B 13/02; A43B 13/023;
A43B 13/026; A43B 13/04; A43B 13/08;
A43B 13/10; A43B 13/12; A43B 13/14;
A43B 13/141; A43B 13/143; A43B
13/16; A43B 13/18; A43B 13/181; A43B
13/187; A43B 13/189; A43B 13/20; A43B
13/22; A43B 13/223; A43B 13/24; A43B
13/28; A43B 13/30; A43B 13/32; A43B
13/34; A43B 13/36
See application file for complete search history.

OTHER PUBLICATIONS

Zigwild Trail 6 Men's Shoes, Reebok.com, [online], [site visited Dec. 4, 2020]. <URL: <https://www.reebok.com/us/zigwild-trail-6-men-s-shoes/FX1434.html>> (Year: 2020).*

(Continued)

Primary Examiner — T Chase Nelson
Assistant Examiner — Jonathan J. Han
(74) *Attorney, Agent, or Firm* — Sterne, Kessler, Goldstein & Fox P.L.L.C.

(57) **CLAIM**

The ornamental design for a shoe, as shown and described.

DESCRIPTION

FIG. 1 is a bottom perspective view of a shoe showing the claimed design;
FIG. 2 is a front view thereof;
FIG. 3 is a rear view thereof;
FIG. 4 is a left side view thereof
FIG. 5 is a right side view thereof;
FIG. 6 is a top view thereof; and,
FIG. 7 is a bottom view thereof.
The broken lines in the figures show portions of the shoe that form no part of the claimed design.

1 Claim, 6 Drawing Sheets

- (56) **References Cited**
U.S. PATENT DOCUMENTS
D583,139 S * 12/2008 McClaskie D2/952
D643,198 S * 8/2011 Young D2/960



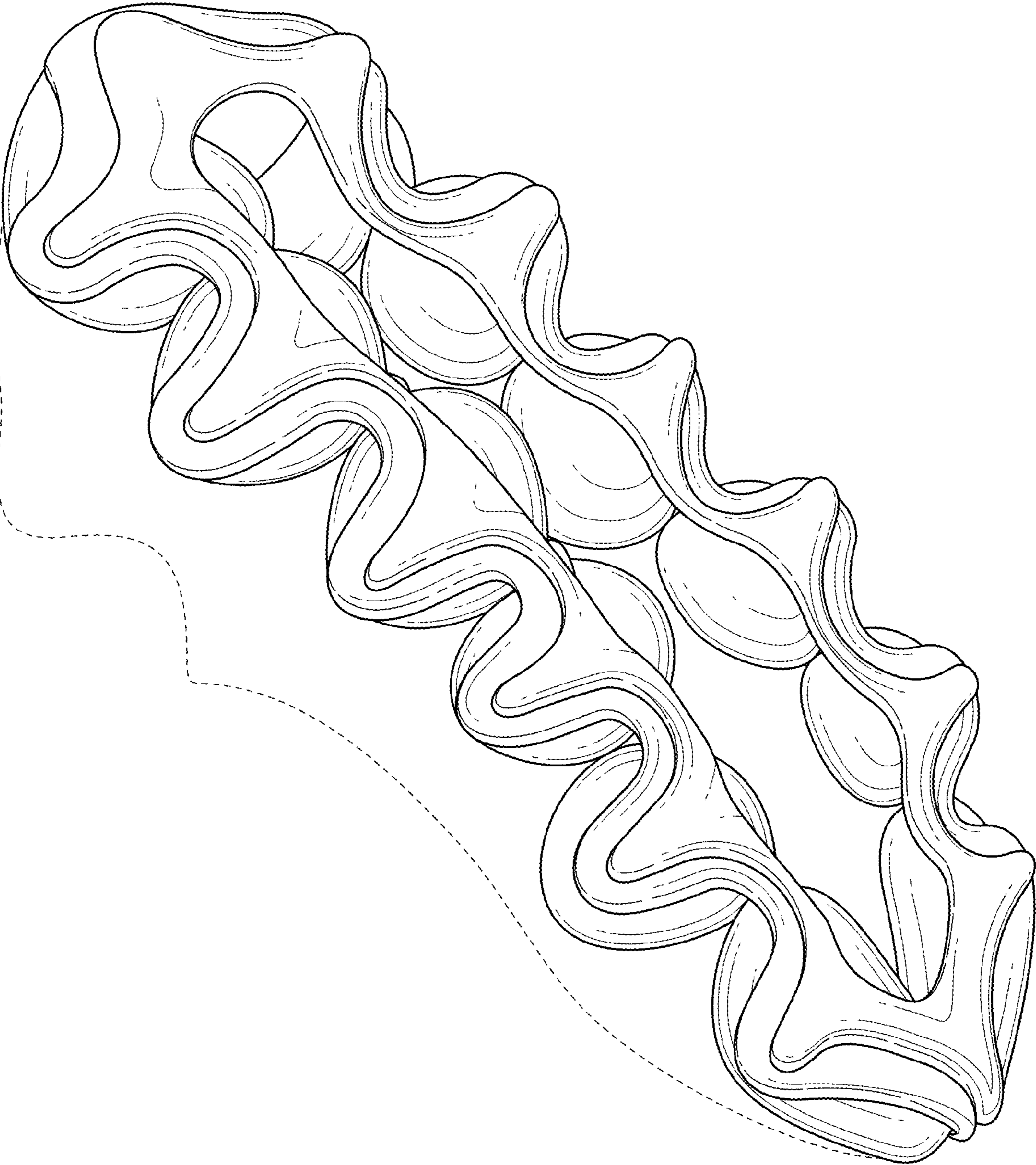


FIG. 1

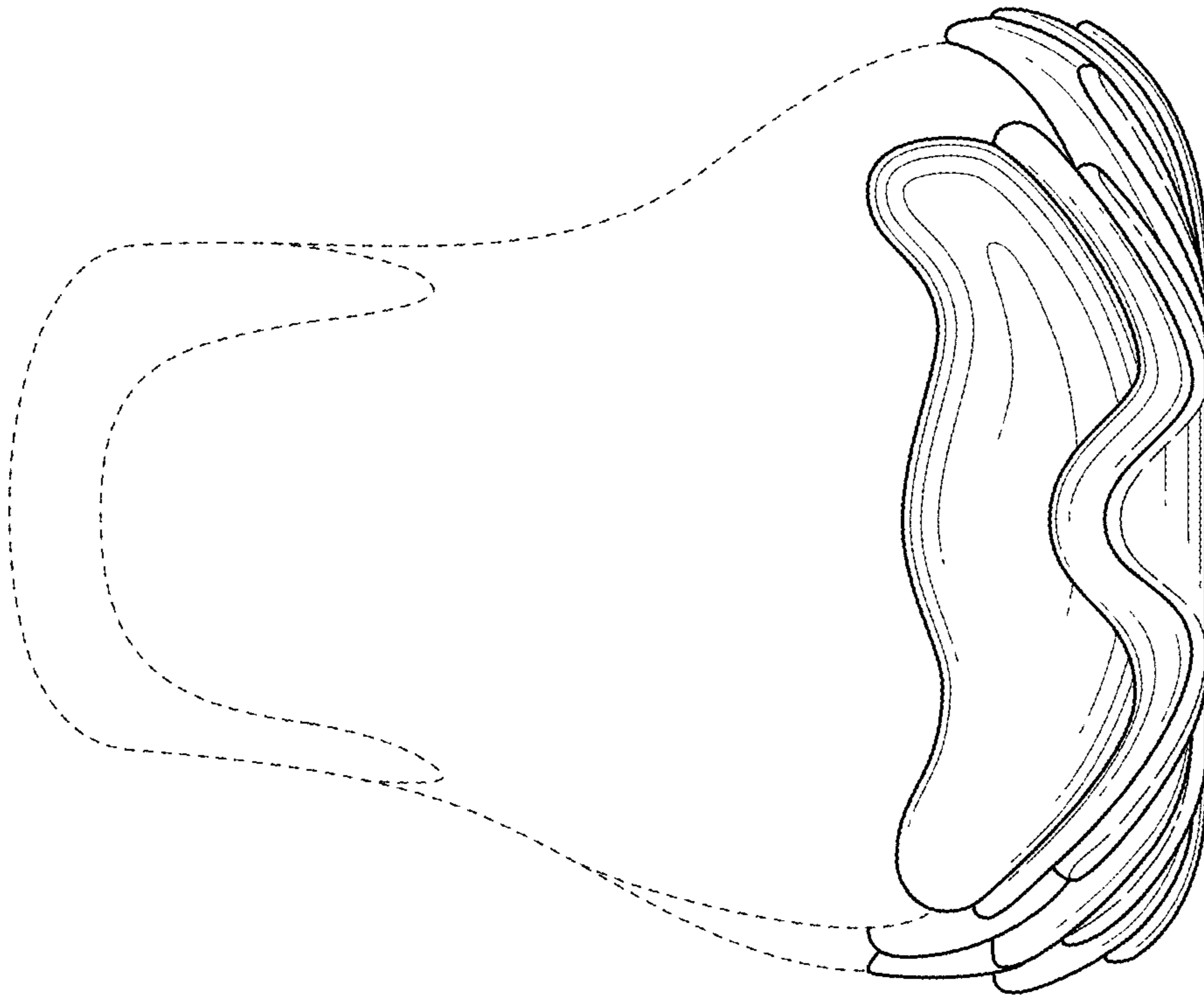


FIG. 3

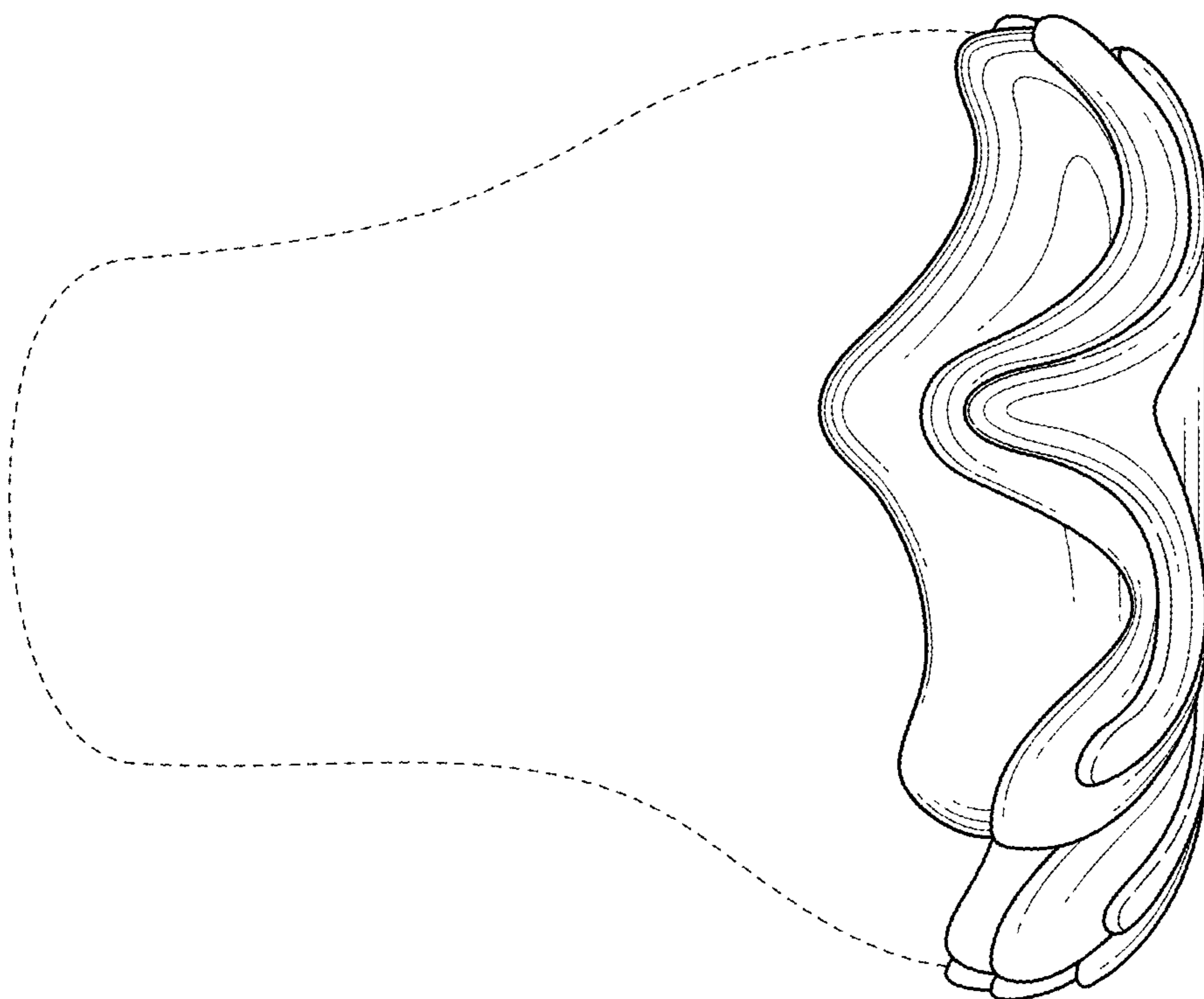


FIG. 2




FIG. 4




FIG. 5

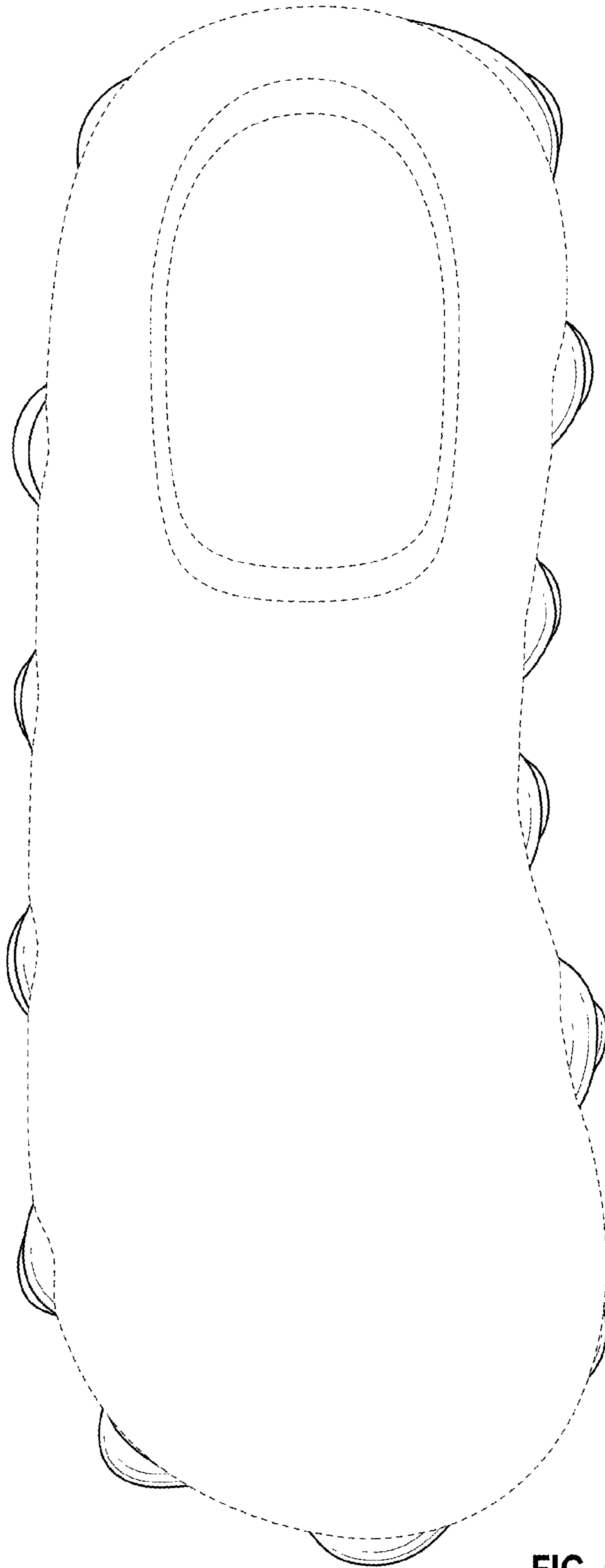


FIG. 6




FIG. 7