



US00D914329S

(12) **United States Design Patent** (10) **Patent No.:** **US D914,329 S**
Bush et al. (45) **Date of Patent:** **** Mar. 30, 2021**

- (54) **SHORTS**
- (71) Applicant: **DashAmerica, Inc.**, Louisville, CO (US)
- (72) Inventors: **Lynn Bush**, Louisville, CO (US); **Alexander Strouthopoulos**, Louisville, CO (US); **Sarah App**, Louisville, CO (US)
- (73) Assignee: **DASHAMERICA, INC.**, Louisville, CO (US)
- (**) Term: **15 Years**
- (21) Appl. No.: **29/710,790**
- (22) Filed: **Oct. 25, 2019**
- (51) **LOC (13) Cl.** **02-01**
- (52) **U.S. Cl.**
USPC **D2/718**
- (58) **Field of Classification Search**
USPC D2/718, 731, 738, 728, 711, 712, 716, D2/742, 857, 704
CPC A41D 1/08; A41D 1/089; A41D 1/084; A41D 27/205; A41D 27/20; A41D 2600/104
See application file for complete search history.

D739,643 S *	9/2015	Borovicka	D2/738
D746,544 S *	1/2016	Curran	D2/738
D747,845 S *	1/2016	Pasloski	D2/731
D768,357 S *	10/2016	White	D2/731
D775,784 S *	1/2017	Puni	D2/731
D778,031 S *	2/2017	Maier	D2/742
D783,938 S *	4/2017	Todd	D2/731
D790,160 S *	6/2017	Lomax	D2/731
D798,530 S *	10/2017	Cook	D2/700
D801,634 S *	11/2017	Jackson	D2/731
D802,255 S *	11/2017	Schneider	D2/738
D811,044 S *	2/2018	Lomax	D2/731
D816,947 S *	5/2018	Aronson	D2/738
D817,600 S *	5/2018	Brown	D2/731
D848,113 S *	5/2019	Flockton	D2/731

(Continued)

Primary Examiner — Michelle E. Wilson
Assistant Examiner — Clese Moore, Jr.
 (74) *Attorney, Agent, or Firm* — Jeffer Mangels Butler & Mitchell LLP; Brennan C. Swain, Esq.

(57) **CLAIM**

The ornamental design for shorts, as shown and described.

DESCRIPTION

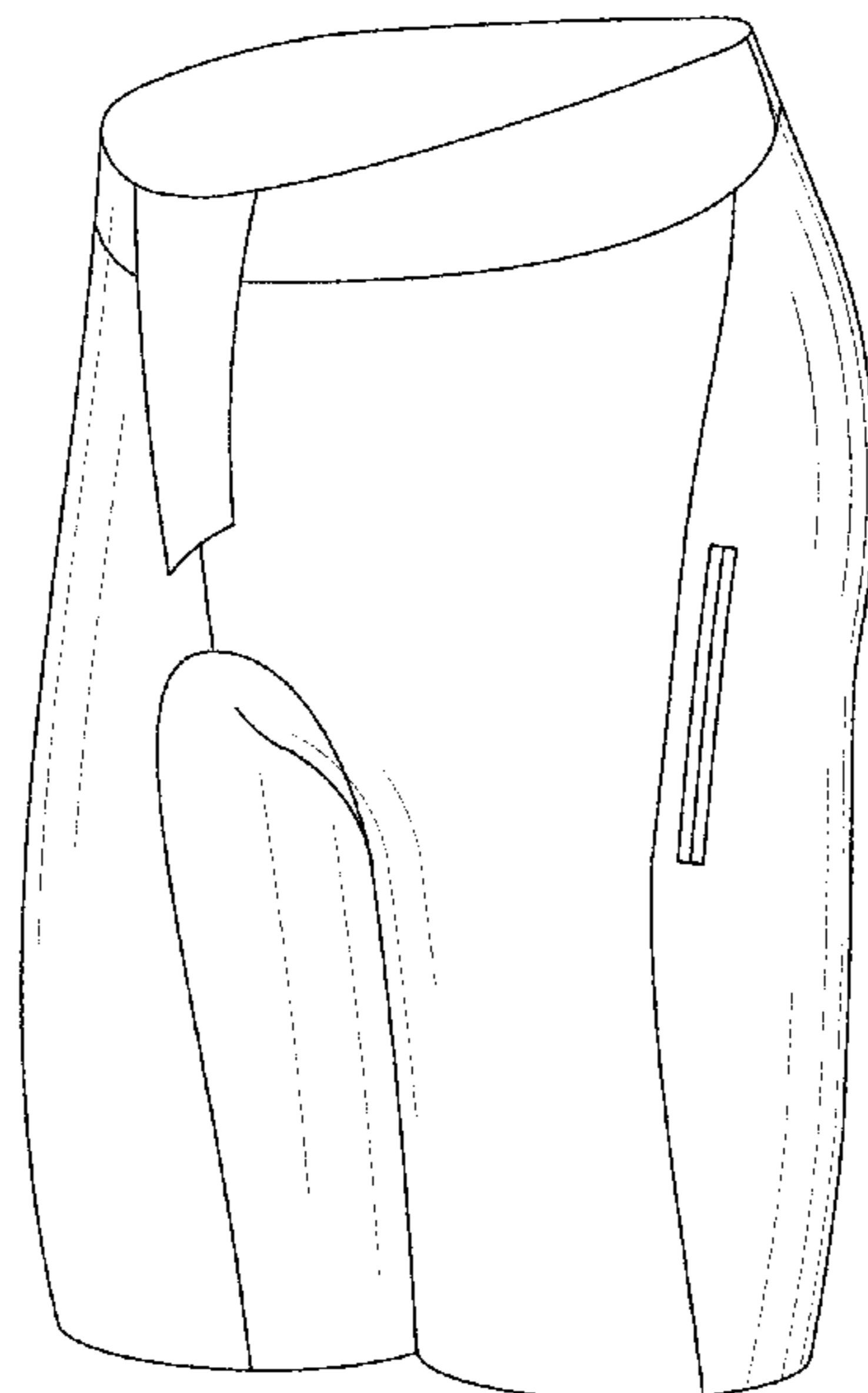
FIG. 1 is a perspective view of a pair of Shorts, showing our new design;
 FIG. 2 is a front elevational view thereof;
 FIG. 3 is a rear elevational view thereof;
 FIG. 4 is a right side elevational view, with the left side elevational view being a mirror image thereof; and,
 FIG. 5 is a front elevational view of the present invention, with a portion of the front of the shorts cut away and a portion of inner layer of the back cut away.
 The shading shown in the drawings is for illustrative purposes only and forms no part of the claimed design.
 The broken lines shown in the figures are for the purpose of illustrating portions of the present invention that form no part of the claimed design.

1 Claim, 5 Drawing Sheets

(56) **References Cited**

U.S. PATENT DOCUMENTS

D339,902 S *	10/1993	Doherty	D2/738
6,401,250 B1 *	6/2002	McNabb	A41D 1/06 2/227
D514,774 S *	2/2006	Africa	D2/714
D515,282 S *	2/2006	Africa	D2/714
D546,029 S *	7/2007	Rindle	D2/738
7,509,822 B2 *	3/2009	Ishida	A41C 1/003 2/401
D646,047 S *	10/2011	Arensdorf	D2/712
D702,018 S *	4/2014	Ferraro	D2/712



(56)

References Cited

U.S. PATENT DOCUMENTS

D848,115 S * 5/2019 Brown D2/731
2011/0009793 A1* 1/2011 Lucero A41D 27/20
602/62
2014/0096301 A1* 4/2014 Waller A63B 21/4025
2/67

* cited by examiner



FIG. 1

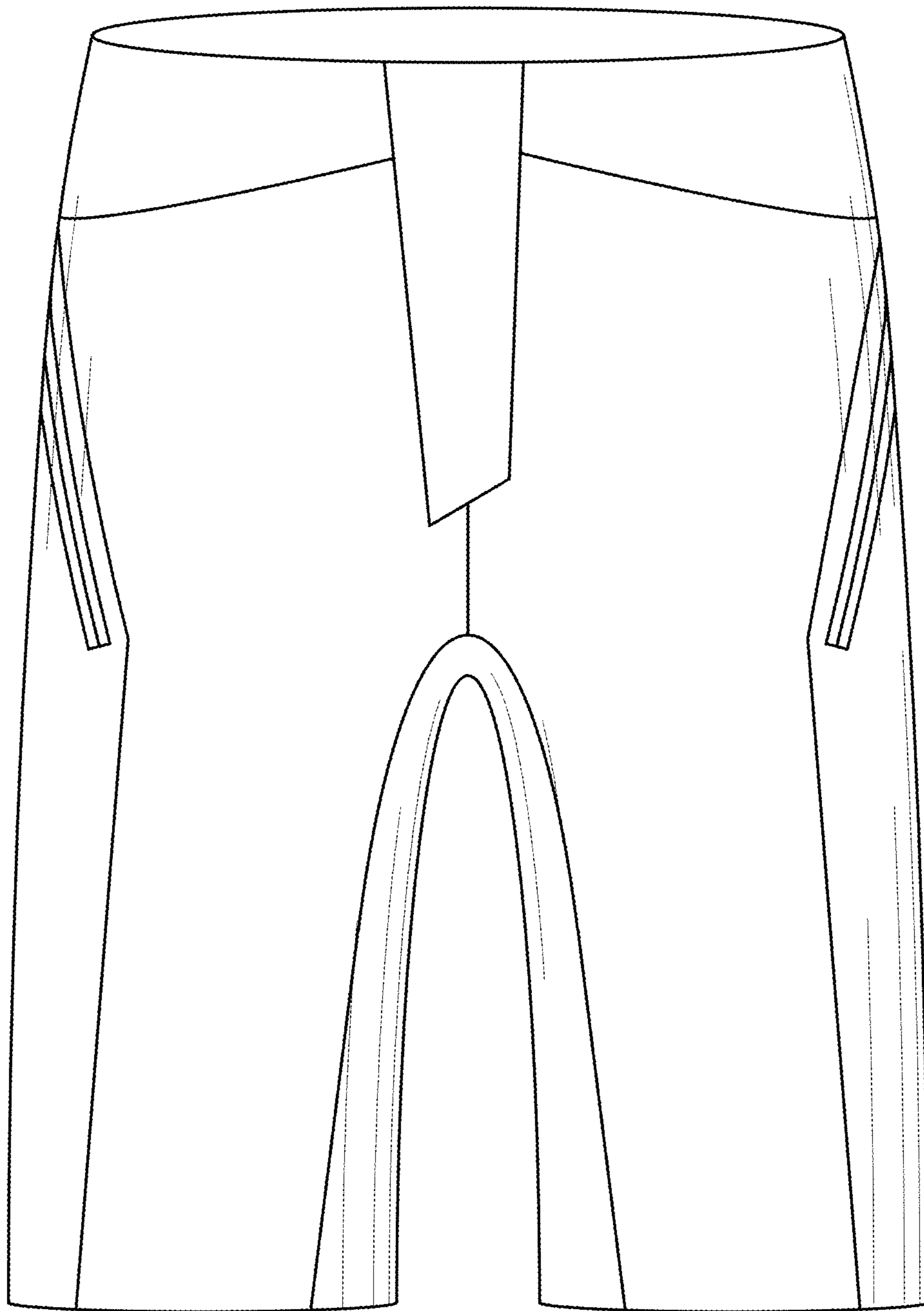


FIG. 2

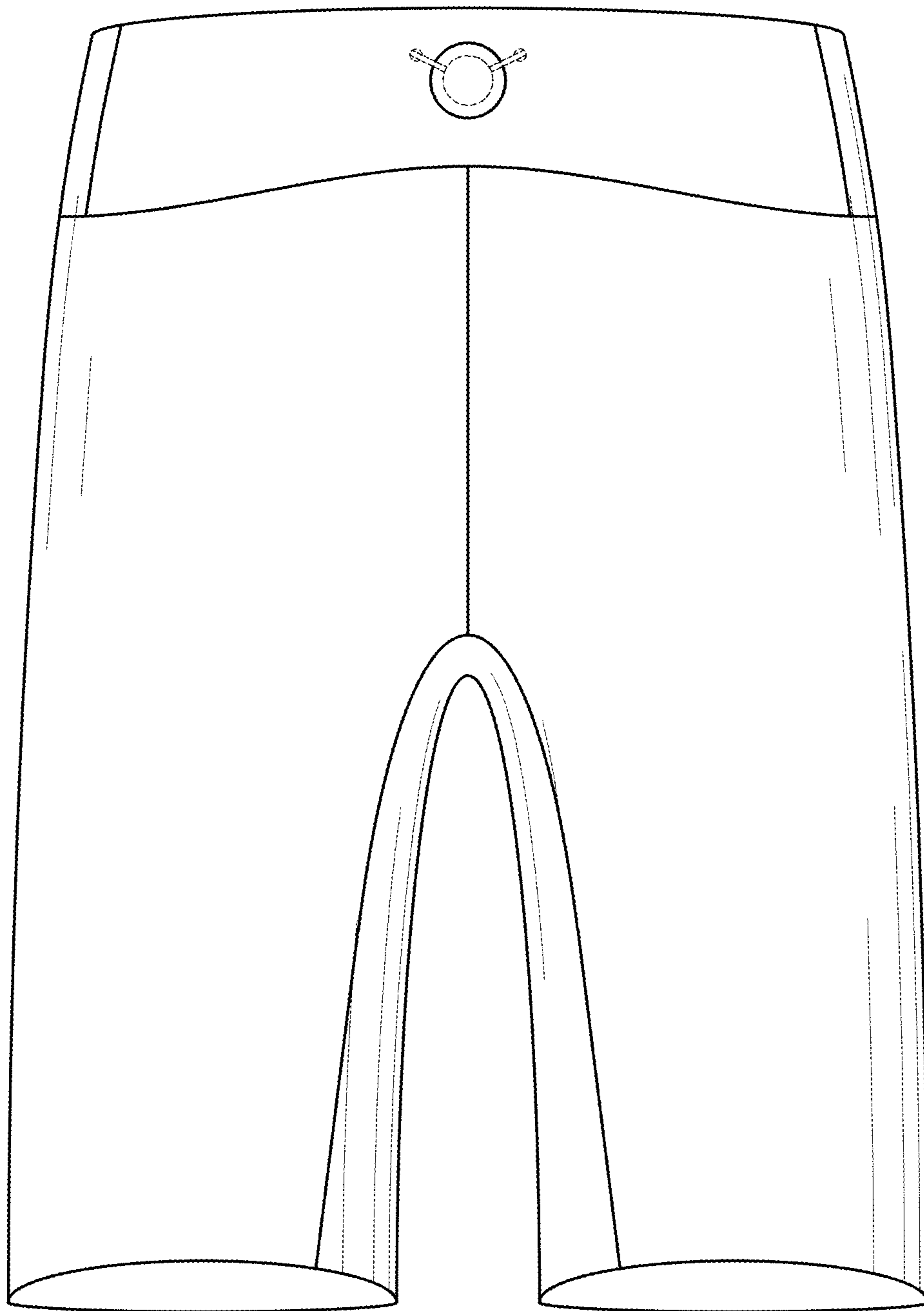


FIG. 3

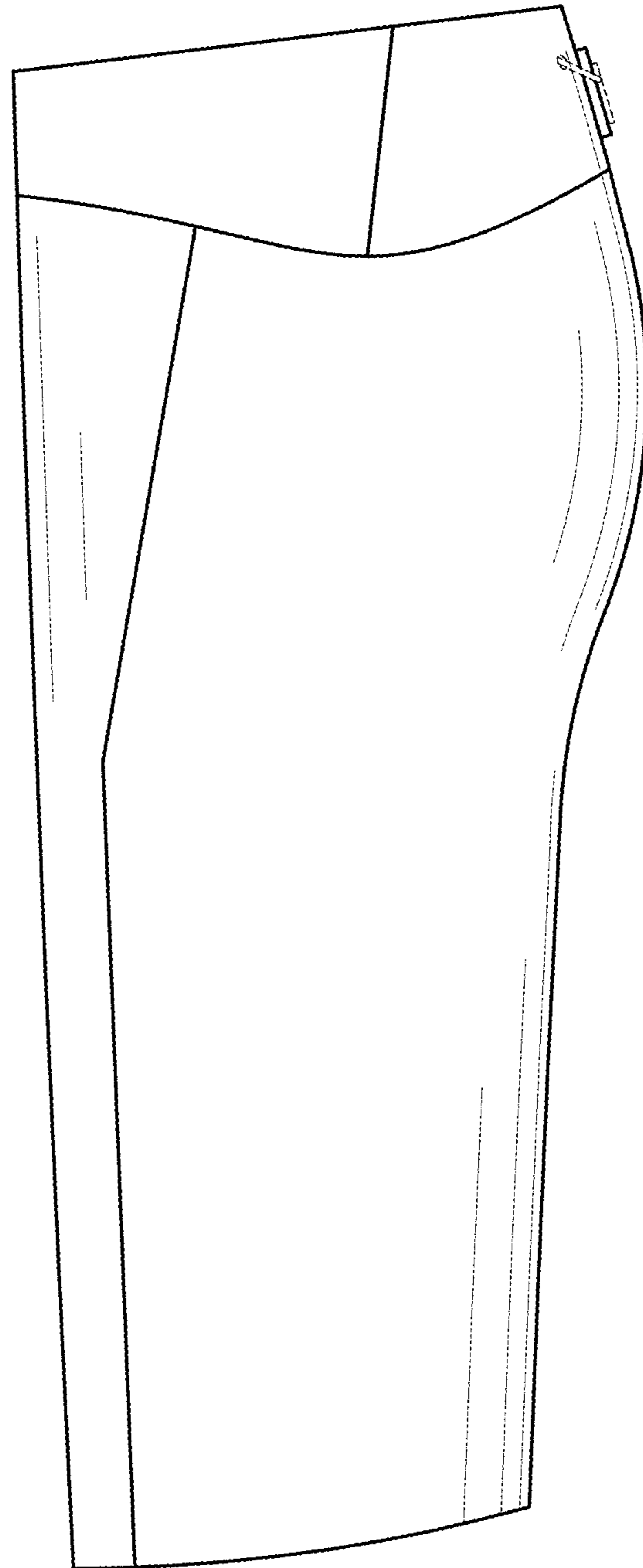


FIG. 4

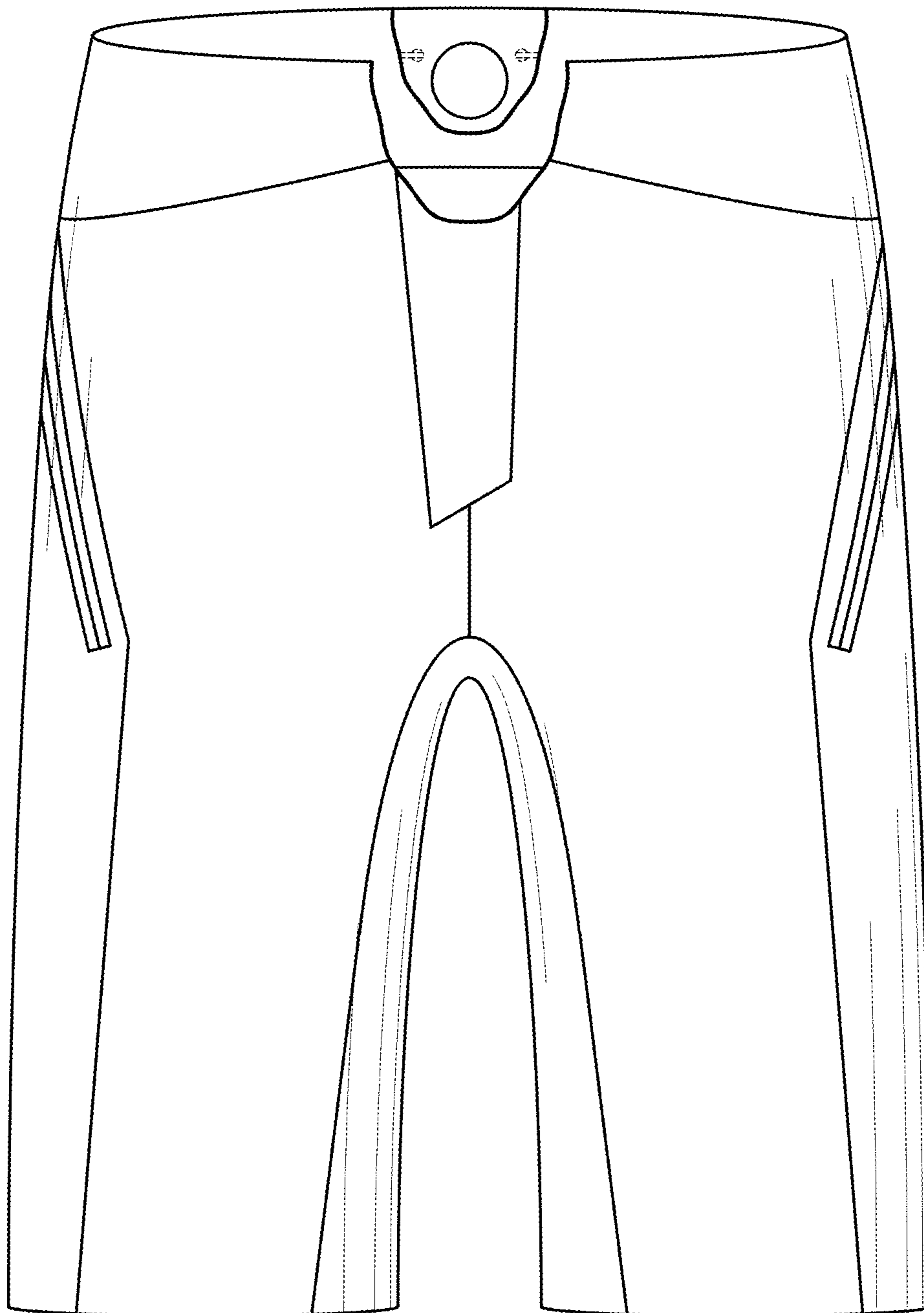


FIG. 5