



US00D914322S

(12) **United States Design Patent** (10) **Patent No.:** **US D914,322 S**  
**Melvin et al.** (45) **Date of Patent:** **\*\* \*Mar. 23, 2021**

(54) **FORK LIFT FORK**

**DESCRIPTION**

(71) Applicant: **Arrow Acquisition, LLC**, Lenexa, KS (US)  
(72) Inventors: **Terrence S. Melvin**, Overland Park, KS (US); **Ross T. Gault**, Olathe, KS (US)  
(73) Assignee: **ARROW ACQUISITION, LLC**, Lenexa, KS (US)  
(\* ) Notice: This patent is subject to a terminal disclaimer.  
(\*\*) Term: **15 Years**  
(21) Appl. No.: **29/629,694**  
(22) Filed: **Dec. 14, 2017**  
(51) **LOC (13) Cl.** ..... **12-05**  
(52) **U.S. Cl.**  
USPC ..... **D34/35**  
(58) **Field of Classification Search**  
USPC ..... D34/22-38; 187/222-227, 237, 233;  
414/642, 785, 667, 631, 685; 177/136,  
177/139, 141

FIG. 1 is a right side view of a first embodiment of a fork lift fork showing the new design;  
FIG. 2 is a top view of the first embodiment of the fork lift fork of FIG. 1;  
FIG. 3 is a front view of the first embodiment of the fork lift fork of FIG. 1;  
FIG. 4 is a rear view of the first embodiment of the fork lift fork of FIG. 1;  
FIG. 5 is a bottom view of the first embodiment of the fork lift fork of FIG. 1;  
FIG. 6 is a left side view of the first embodiment of the fork lift fork of FIG. 1;  
FIG. 7 is an enlarged view of the first embodiment of the fork lift fork of FIG. 1 showing the detail portion of the fork lift fork indicated in FIG. 1;  
FIG. 8 is a right side view of a second embodiment of a fork lift fork showing the new design;  
FIG. 9 is a top view of the second embodiment of the fork lift fork of FIG. 8;  
FIG. 10 is a front view of the second embodiment of the fork lift fork of FIG. 8;  
FIG. 11 is a rear view of the second embodiment of the fork lift fork of FIG. 8;  
FIG. 12 is a bottom view of the second embodiment of the fork lift fork of FIG. 8;  
FIG. 13 is a left side view of the second embodiment of the fork lift fork of FIG. 8;  
FIG. 14 is an enlarged view of the second embodiment of the fork lift fork showing the detail portion of the fork lift fork indicated in FIG. 13;  
FIG. 15 is a right side view of a third embodiment of a fork lift fork showing the new design;  
FIG. 16 is a top view of the third embodiment of the fork lift fork of FIG. 15;  
FIG. 17 is a front view of the third embodiment of the fork lift fork of FIG. 15;  
FIG. 18 is a rear view of the third embodiment of the fork lift fork of FIG. 15;  
FIG. 19 is a bottom view of the third embodiment of the fork lift fork of FIG. 15;  
FIG. 20 is left side view of the third embodiment of the fork lift fork of FIG. 15;

(Continued)

(56) **References Cited**

**U.S. PATENT DOCUMENTS**

3,528,580 A \* 9/1970 Carliss ..... B66F 9/12  
414/785  
D262,614 S \* 1/1982 Helgesson ..... D34/35  
(Continued)

**FOREIGN PATENT DOCUMENTS**

WO DM/091 570 7/2016

*Primary Examiner* — Mark A Goodwin

(74) *Attorney, Agent, or Firm* — Husch Blackwell LLP

(57) **CLAIM**

The ornamental design for a fork lift fork, as shown and described.

(Continued)

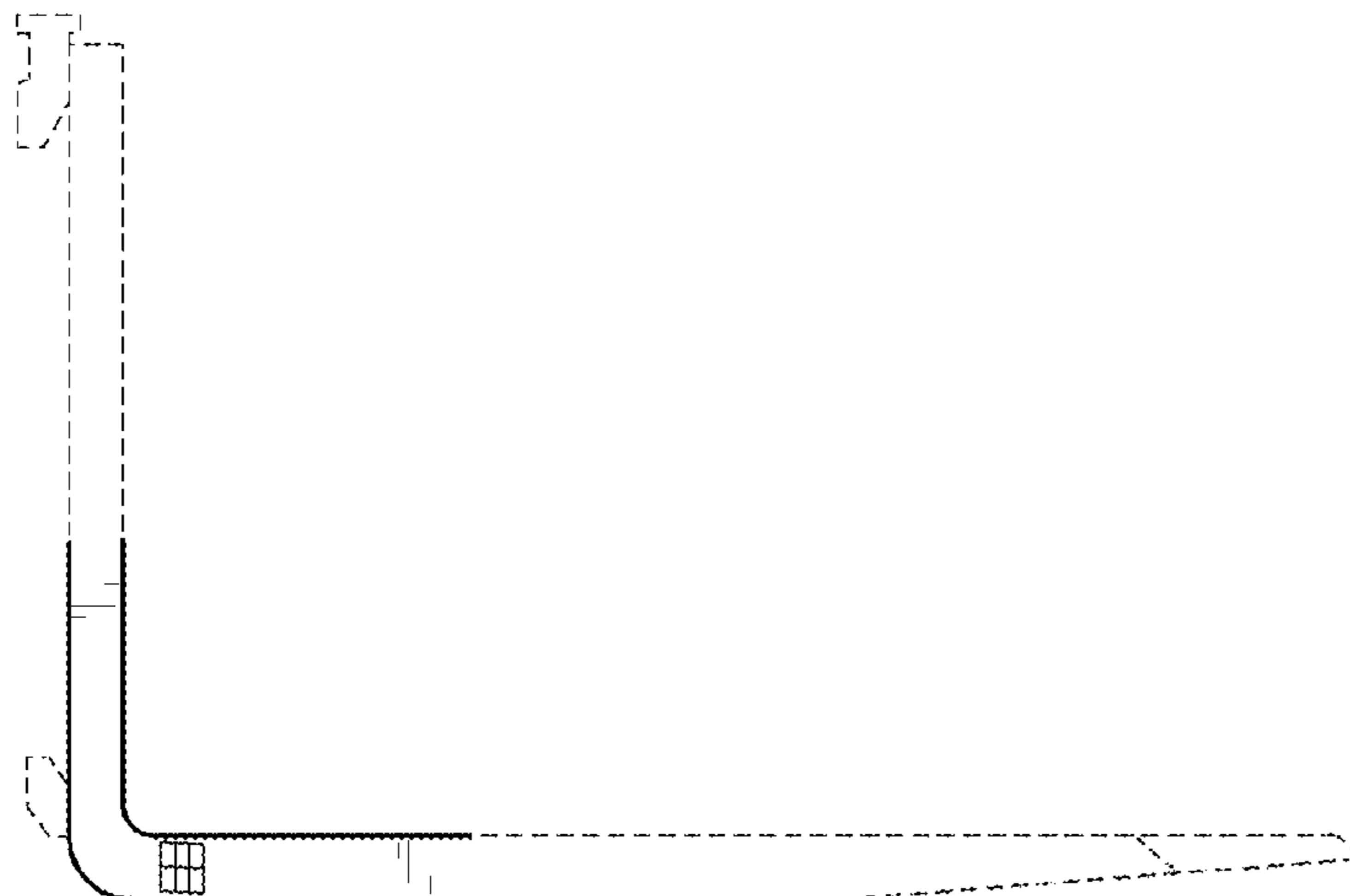


FIG. 21 an enlarged view of the third embodiment of the fork lift fork of FIG. 15 showing the detail portion of the fork lift fork indicated in FIG. 15; and, FIG. 22 is an enlarged view of the third embodiment of the fork lift fork of FIG. 1 showing the detail portion of the fork lift fork indicated in FIG. 20. The broken lines in the figures illustrate unclaimed environment and form no part of the claimed design.

**1 Claim, 7 Drawing Sheets**

**(58) Field of Classification Search**

CPC .. B66F 9/12; B66F 9/085; B66F 9/142; B66F 9/143; B66F 9/07563; B66F 9/122; B66F 9/18; B66F 9/195; B66F 17/003; B62B 3/0618; B62B 2205/30

See application file for complete search history.

**(56) References Cited**

**U.S. PATENT DOCUMENTS**

D298,146 S 10/1988 Glover  
5,738,187 A \* 4/1998 Dammeyer ..... B66F 9/0755  
187/222

6,182,797 B1 \* 2/2001 Tebbe ..... B66F 9/07531  
187/222  
D464,785 S 10/2002 Gallagher  
D465,242 S 11/2002 Yamanouchi et al.  
6,641,357 B2 11/2003 Lindgren et al.  
6,730,861 B1 \* 5/2004 Simons ..... G01G 19/083  
177/136  
7,287,625 B1 \* 10/2007 Harris ..... B66F 9/0755  
187/237  
D599,974 S \* 9/2009 Old ..... D34/35  
D684,334 S 6/2013 Dickinson et al.  
D749,289 S 2/2016 Richards  
D789,017 S \* 6/2017 Melvin ..... D34/35  
D789,018 S \* 6/2017 Melvin ..... D34/35  
D789,646 S \* 6/2017 Melvin ..... D34/35  
D789,647 S \* 6/2017 Melvin ..... D34/35  
D794,898 S \* 8/2017 Melvin ..... D34/35  
D881,500 S \* 4/2020 Melvin ..... D34/35  
2002/0136627 A1 9/2002 Albertyn  
2004/0005942 A1 1/2004 Wang  
2005/0129494 A1 6/2005 Chandler et al.  
2006/0285960 A1 \* 12/2006 Hitchcock ..... B66F 9/145  
414/664  
2008/0310946 A1 12/2008 Allen  
2009/0065308 A1 \* 3/2009 Bolzoni ..... B66F 9/12  
187/237  
2013/0177374 A1 \* 7/2013 Matti ..... B66F 9/147  
414/667  
2014/0246272 A1 \* 9/2014 Szlezak ..... B23K 26/24  
187/237

\* cited by examiner

FIG. 2




FIG. 4




FIG. 1

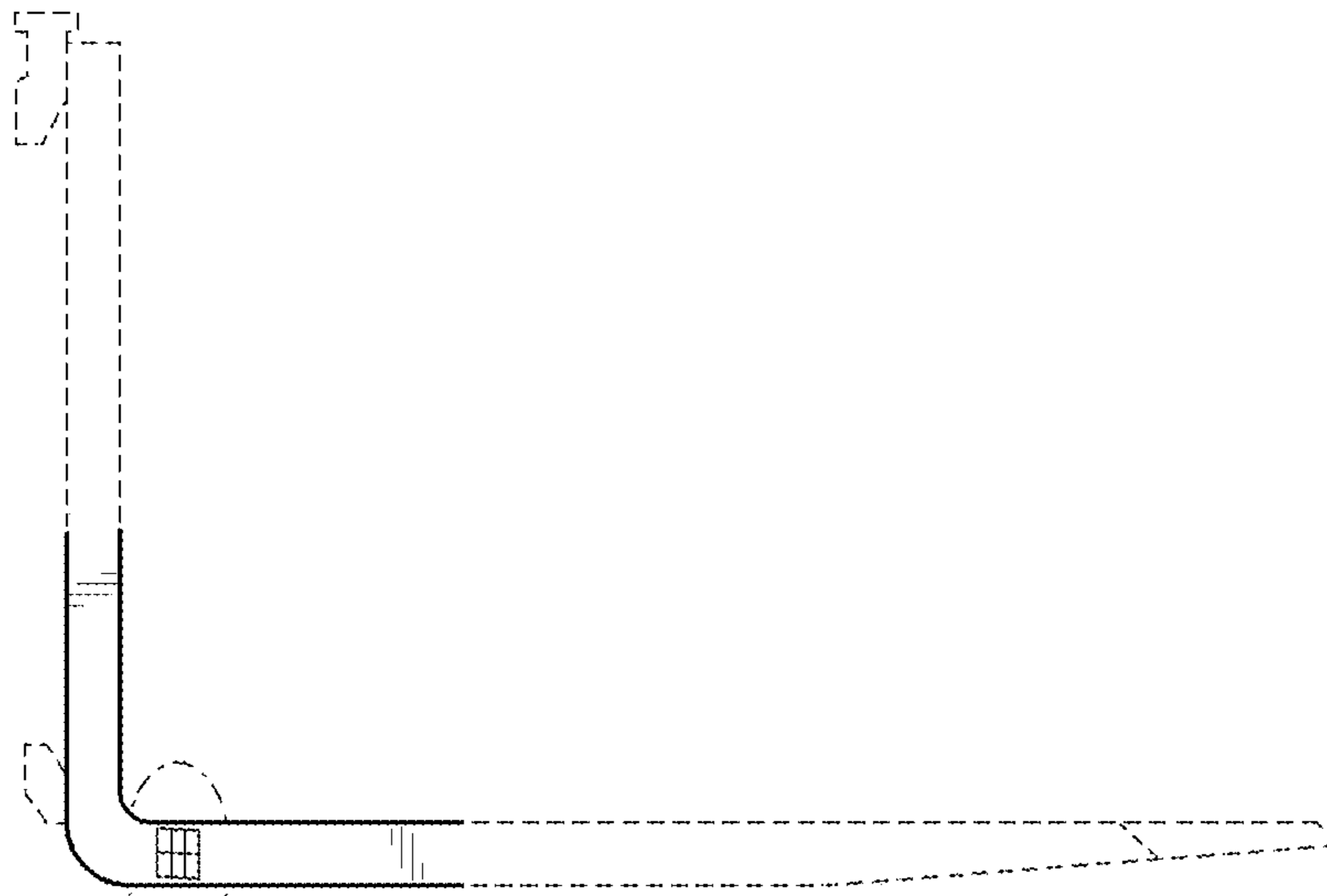


FIG. 3





FIG. 7

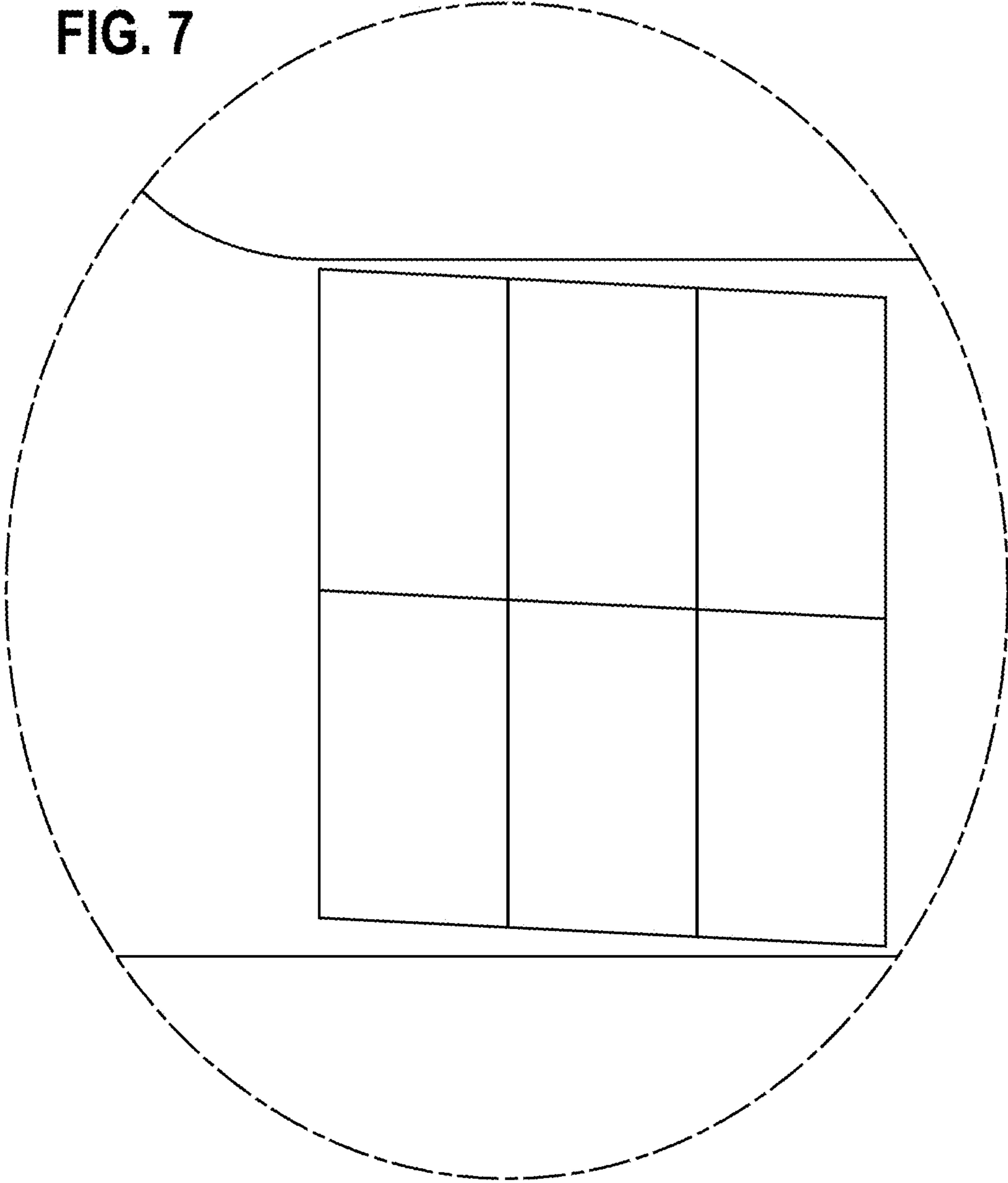
FIG. 5



FIG. 6



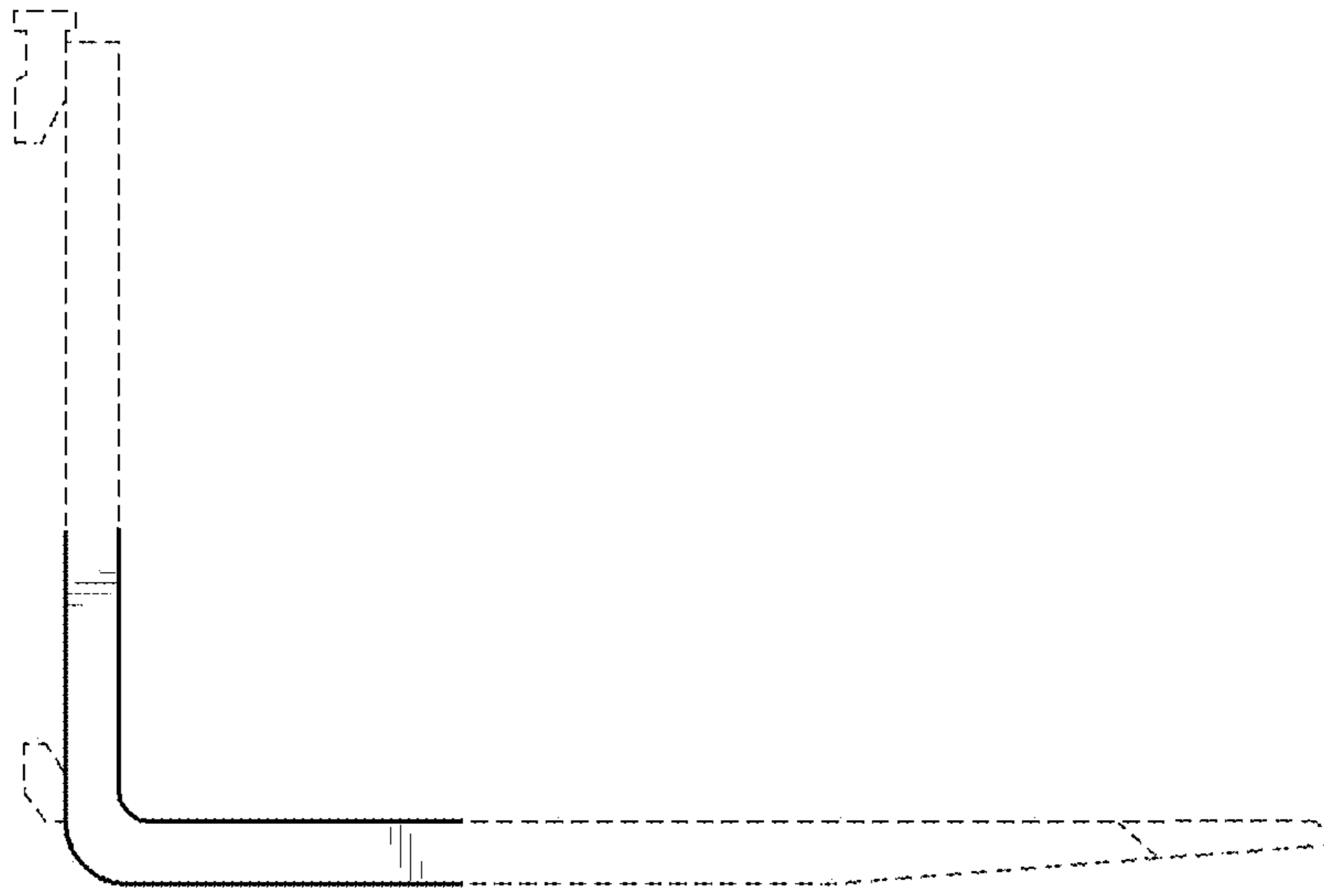

**FIG. 7**




**FIG. 9**



**FIG. 11** **FIG. 8**



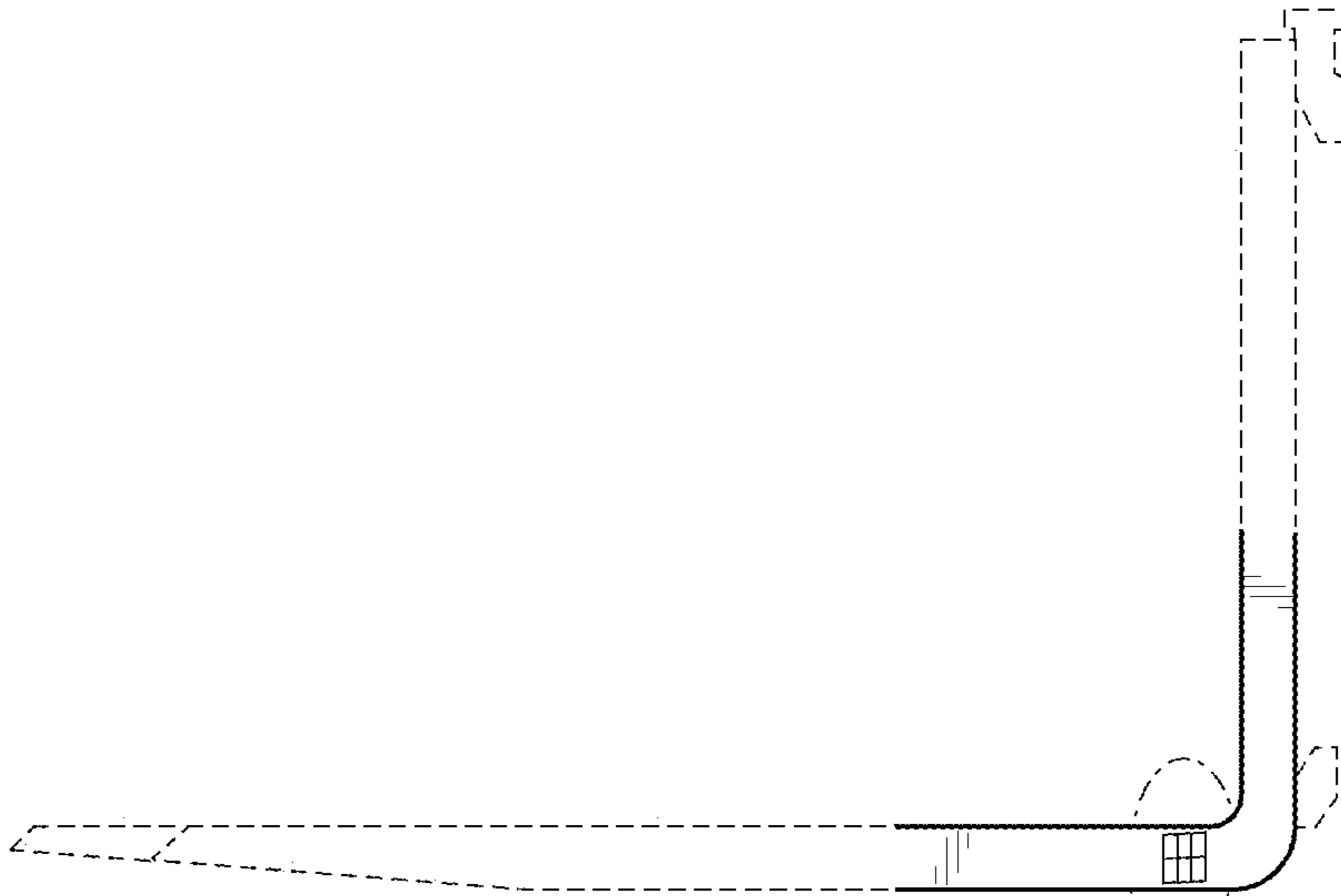
**FIG. 10**




**FIG. 12**



**FIG. 13**



**FIG. 14**



**FIG. 14**

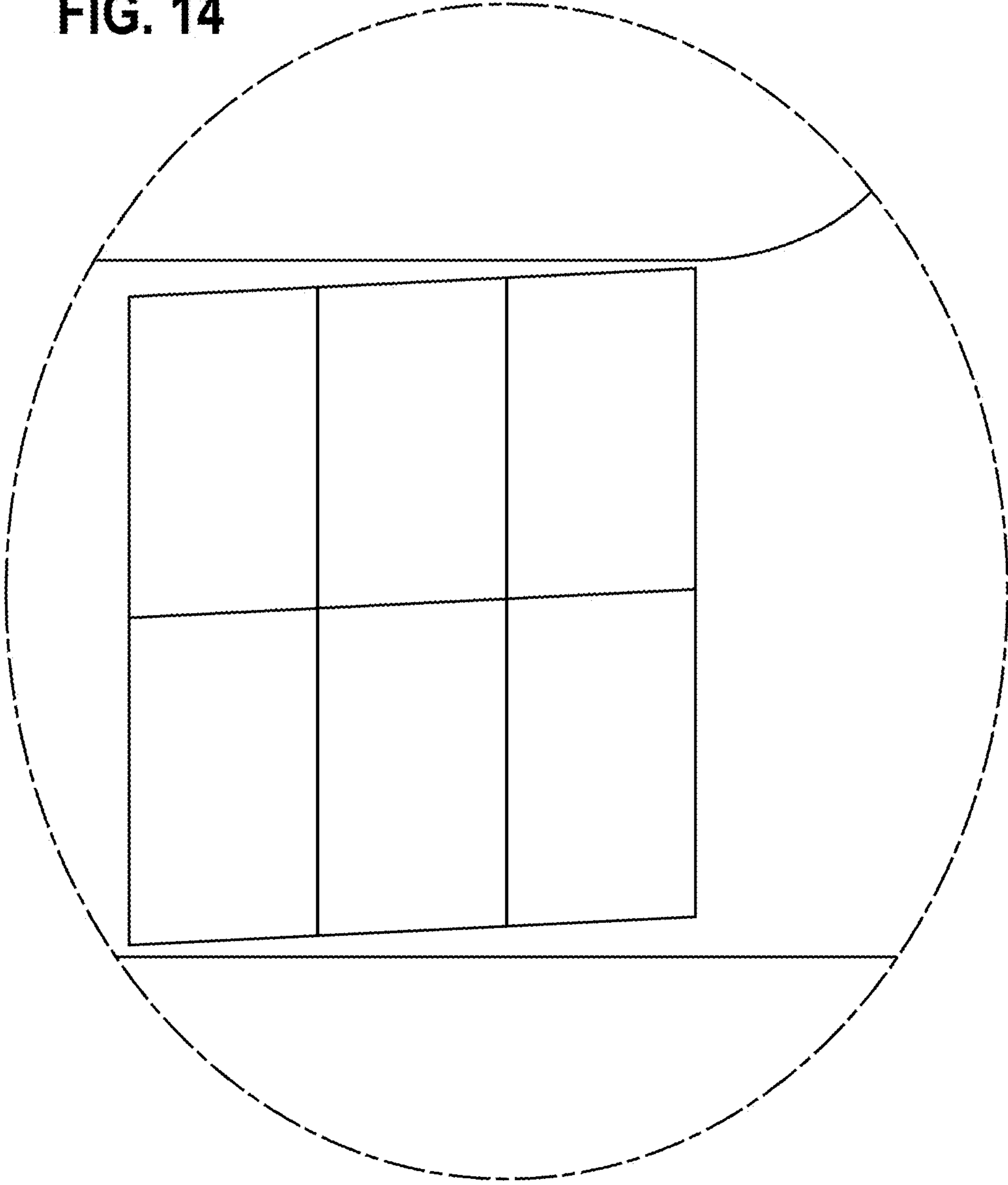


FIG. 16



FIG. 18




FIG. 15

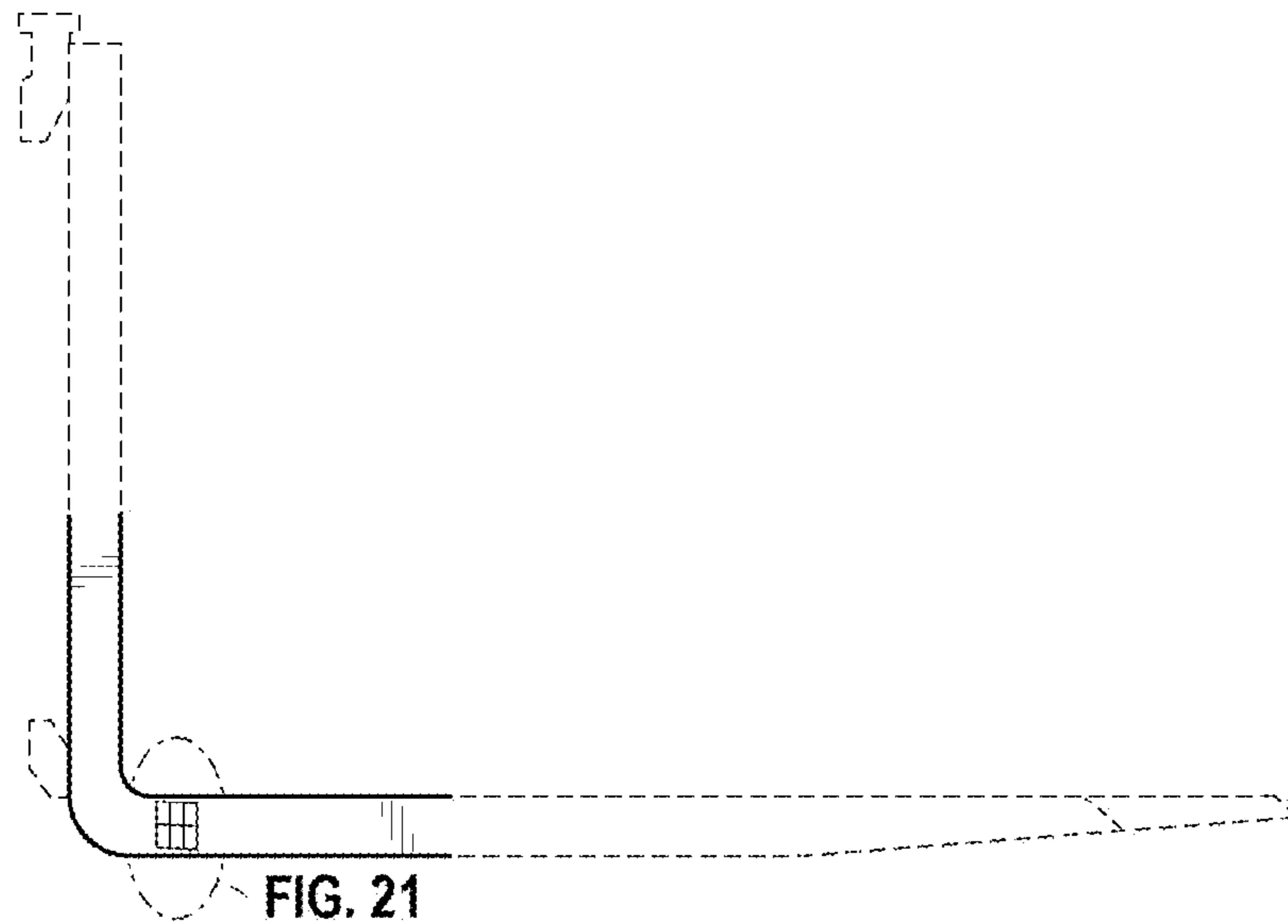


FIG. 17




FIG. 19



FIG. 20

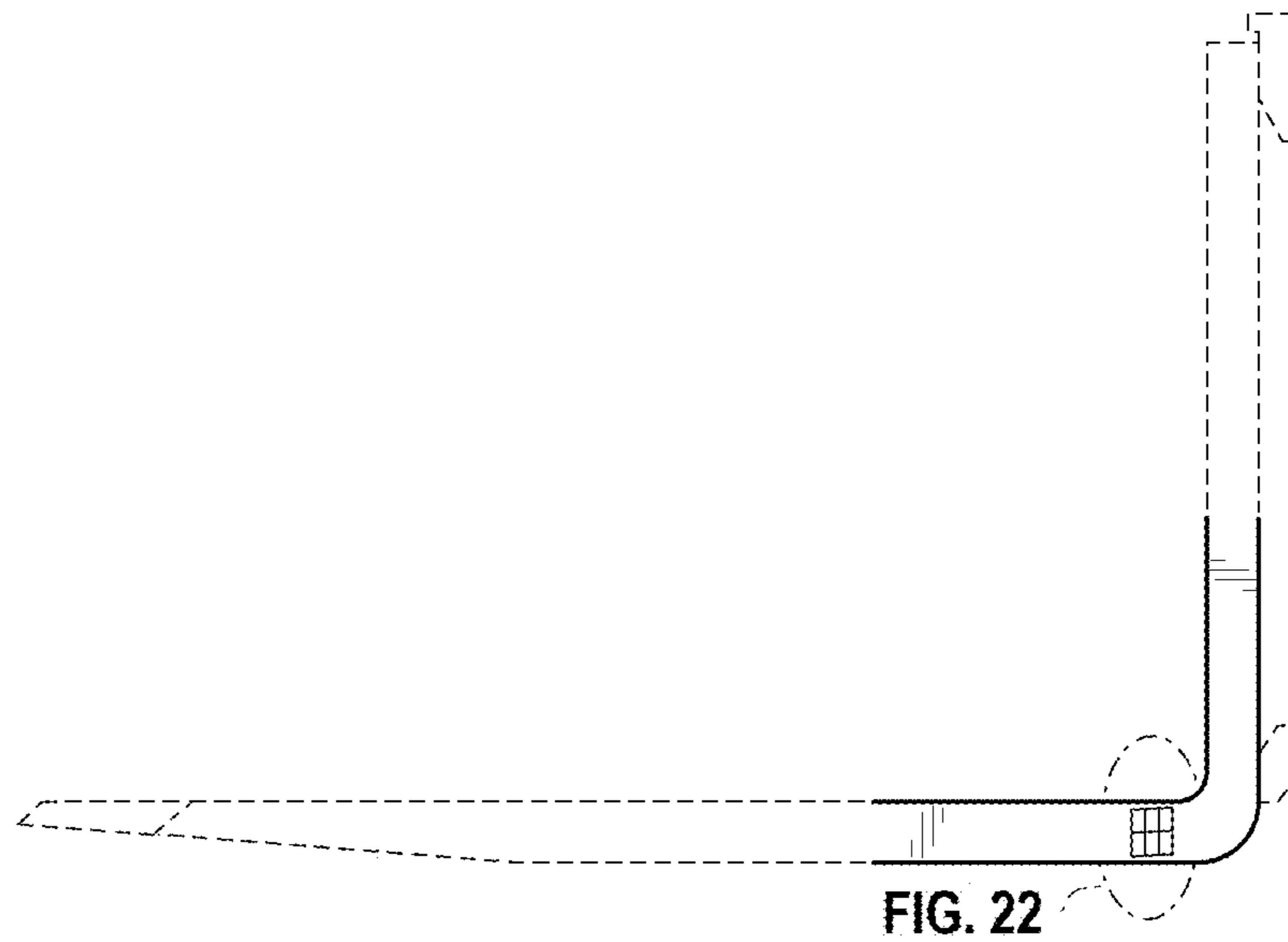
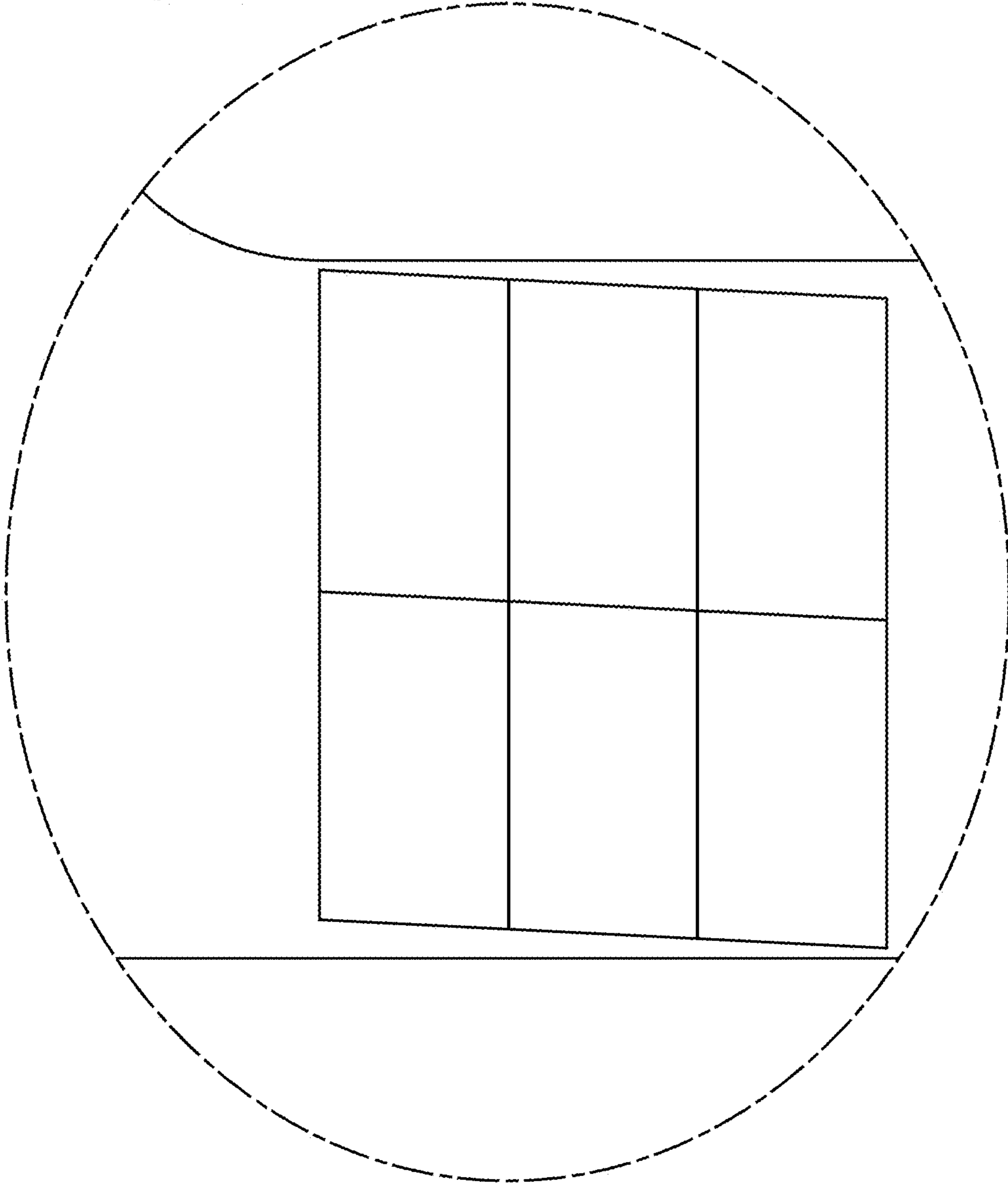


FIG. 22

FIG. 21





**FIG. 22**

