



US00D914310S

(12) **United States Design Patent**
Bedue

(10) **Patent No.:** **US D914,310 S**

(45) **Date of Patent:** **** Mar. 23, 2021**

(54) **SPONGE**

(71) Applicant: **Carl Freudenberg KG**, Weinheim (DE)

(72) Inventor: **Olivier Bedue**, Weinheim (DE)

(73) Assignee: **CARL FREUDENBERG KG**, Weinheim (DE)

(**) Term: **15 Years**

(21) Appl. No.: **29/688,708**

(22) Filed: **Apr. 24, 2019**

(30) **Foreign Application Priority Data**

Oct. 24, 2018 (EM) 005806536

(51) **LOC (13) Cl.** **07-05**

(52) **U.S. Cl.**
USPC **D32/40**

(58) **Field of Classification Search**
USPC D32/40-43, 46-49; D8/33, 92, 98
CPC A61B 17/14; B26B 19/38; B66F 15/00
See application file for complete search history.

(56) **References Cited**

U.S. PATENT DOCUMENTS

D271,817 S *	12/1983	Collin	D32/40
D277,050 S *	1/1985	Bruseloff	D32/35
D282,698 S *	2/1986	Newton, Jr.	15/110
D284,127 S *	6/1986	Lew	D32/40
D312,339 S *	11/1990	Nero, III	D32/40
D406,681 S *	3/1999	Kelly	D32/40
D410,308 S *	5/1999	Tintelnot	D32/40
D417,324 S *	11/1999	Farls	D32/40
D420,183 S *	2/2000	Tintelnot	D32/40
D421,166 S *	2/2000	Tintelnot	D32/40
D422,207 S *	4/2000	Mendis	D21/603
D488,898 S *	4/2004	Ben-Moshe	D32/41
D506,299 S *	6/2005	Chumley	D28/63

D506,587 S *	6/2005	Armaly, Jr.	A47L 13/16 D28/63
D535,782 S *	1/2007	Caceres	D28/8.1
D571,515 S *	6/2008	Krause	D32/40
D576,366 S *	9/2008	Kubes	D32/40
D578,718 S *	10/2008	Bettanin	D32/40
D602,665 S *	10/2009	Porcini	D32/40
D606,718 S *	12/2009	Leahy	D32/40

(Continued)

FOREIGN PATENT DOCUMENTS

CN	304373736	*	11/2017
JP	D1376443	*	12/2009

OTHER PUBLICATIONS

U.S. Appl. No. 29/688,709, filed Apr. 24, 2019.

Primary Examiner — John R Yeh

(74) *Attorney, Agent, or Firm* — Leydig, Voit & Mayer, Ltd.

(57) **CLAIM**

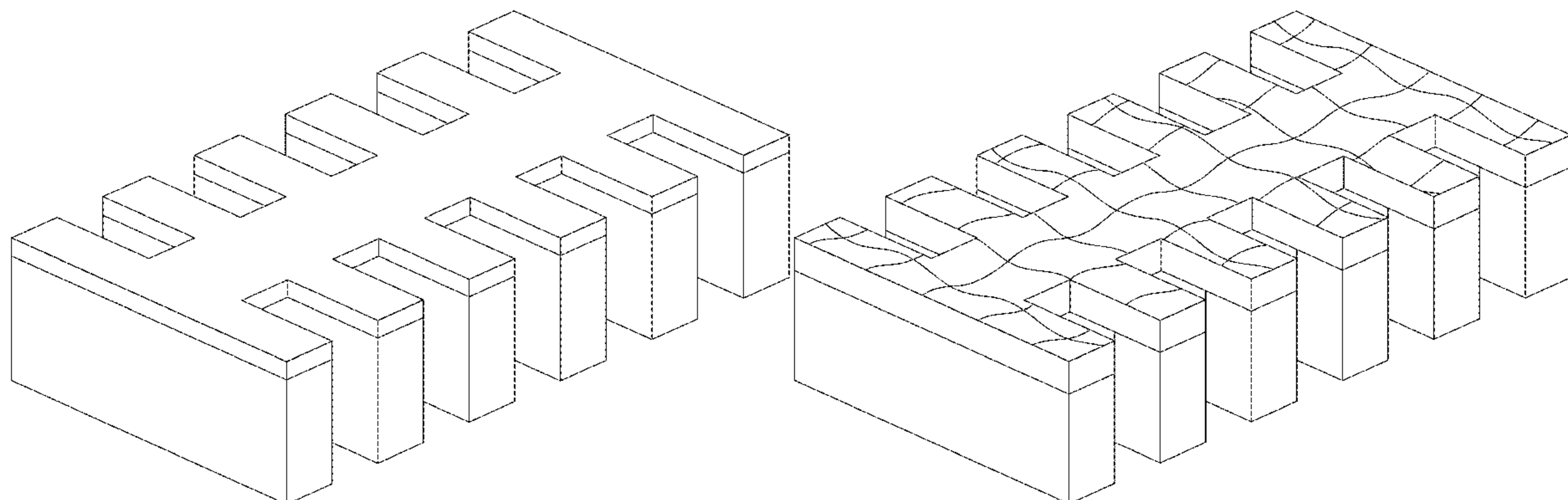
The ornamental design for a sponge, as shown and described.

DESCRIPTION

FIG. 1 is a right-side view of a sponge showing a first embodiment of my new design;
FIG. 2 is a front view thereof;
FIG. 3 is a top-right-front perspective view thereof;
FIG. 4 is a bottom view thereof;
FIG. 5 is a right-side view of a sponge showing a second embodiment of my new design;
FIG. 6 is a front view thereof;
FIG. 7 is a top-right-front perspective view thereof; and,
FIG. 8 is a bottom view thereof.

In each of the first and second embodiments, the left-side view is a mirror image of the depicted right-side view and the rear view is a mirror image of the depicted front view.

1 Claim, 8 Drawing Sheets



(56)

References Cited

U.S. PATENT DOCUMENTS

7,996,950 B2 *	8/2011	Armaly, Jr.	A47L 13/12 15/244.3
D706,488 S *	6/2014	Forrest	D28/63
D709,246 S *	7/2014	Norgart	D28/63
D768,947 S *	10/2016	Mantelli	D32/40
D880,094 S *	3/2020	Romer	D32/40

* cited by examiner




FIG. 1




FIG. 3

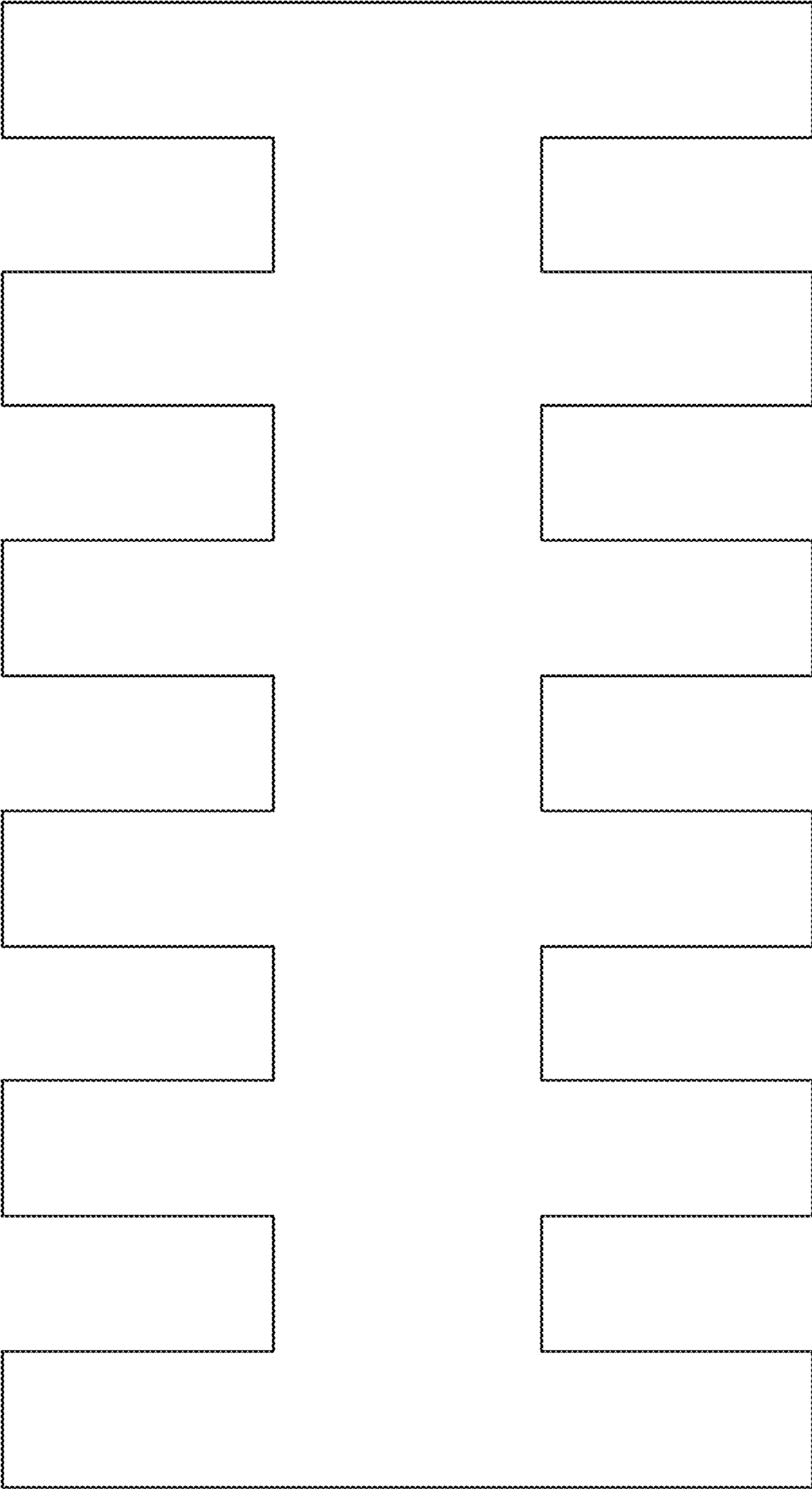


FIG. 4




FIG. 5

FIG. 6




FIG. 7

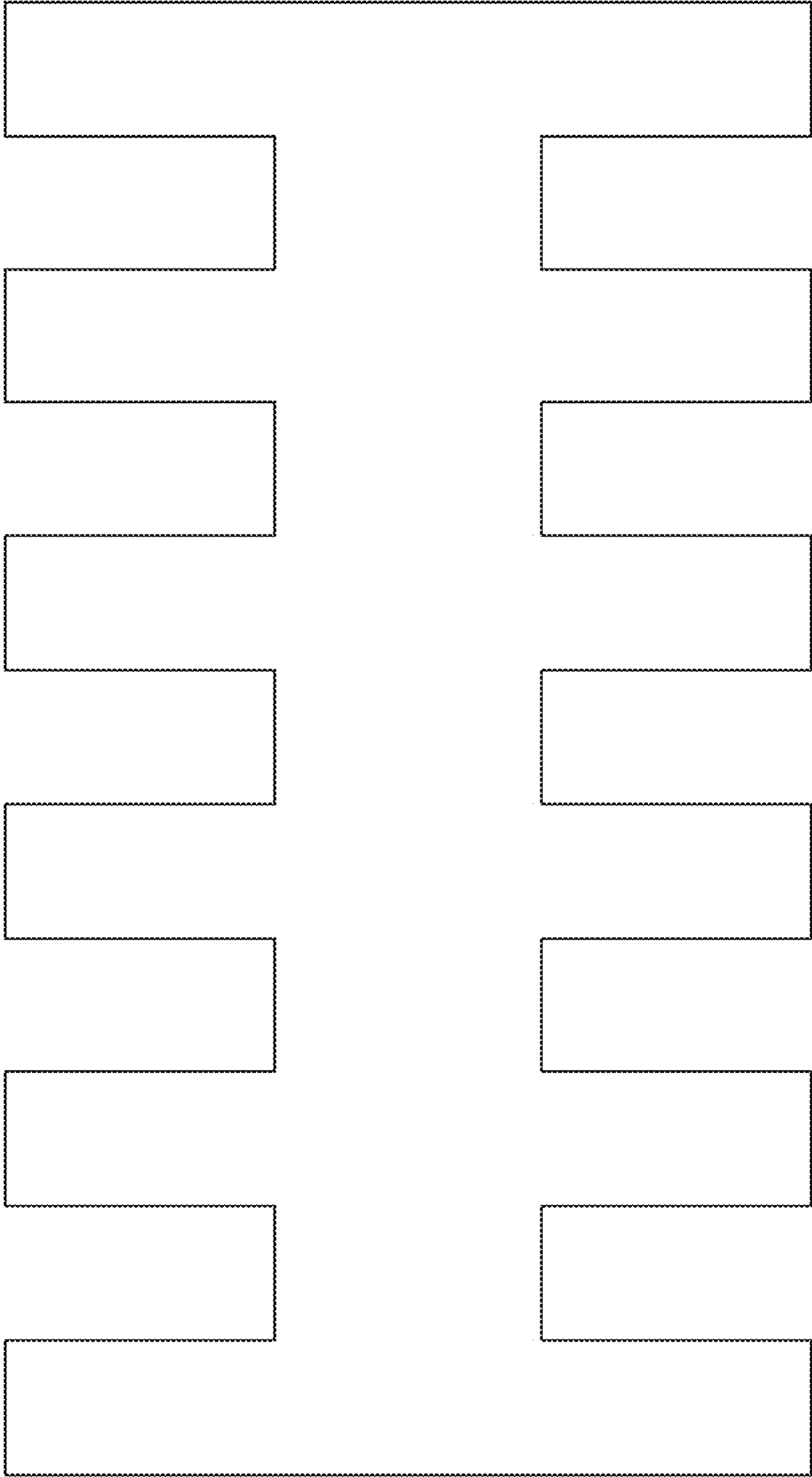


FIG. 8