



US00D914270S

(12) **United States Design Patent** (10) **Patent No.:** **US D914,270 S**
Anastassiades (45) **Date of Patent:** **** *Mar. 23, 2021**

(54) **TABLE LAMP**

(71) Applicant: **FLOS S.p.A.**, Bovezzo (IT)

(72) Inventor: **Michael Anastassiades**, Bovezzo (IT)

(73) Assignee: **FLOS S.p.A.**, Bovezzo (IT)

(*) Notice: This patent is subject to a terminal disclaimer.

(**) Term: **15 Years**

(21) Appl. No.: **35/507,913**

(22) Filed: **Sep. 13, 2019**

(80) **Hague Agreement Data**

Int. Filing Date: **Sep. 13, 2019**

Int. Reg. No.: **DM/204143**

Int. Reg. Date: **Sep. 13, 2019**

Int. Reg. Pub. Date: **Nov. 29, 2019**

(30) **Foreign Application Priority Data**

Apr. 2, 2019 (IT) 402019000000617

(51) **LOC (13) Cl.** **26-05**

(52) **U.S. Cl.**
USPC **D26/93**

(58) **Field of Classification Search**

USPC D26/76, 78, 79, 80, 81, 82, 83, 85-90,
D26/93, 111, 113, 118, 119, 120, 121,
D26/122, 138, 139, 140, 141, 142, 152

CPC F21S 2/00; F21S 4/00; F21S 4/003; F21S
4/005; F21S 4/006; F21S 4/007; F21S
4/008; F21S 6/00; F21S 8/00; F21S
8/024; F21S 8/026; F21S 8/031; F21S
8/033; F21S 8/035-037; F21S 8/04; F21S
8/043; F21S 8/063

See application file for complete search history.

(56) **References Cited**

U.S. PATENT DOCUMENTS

D398,416	S	*	9/1998	Huang	D26/110
D413,999	S	*	9/1999	Diaz-Azcuy	D26/110
D733,956	S	*	7/2015	Ellis	D26/110
D738,561	S	*	9/2015	Ellis	D26/110
D741,536	S	*	10/2015	Ellis	D26/110
D790,109	S	*	6/2017	Starck	D26/110
D803,462	S	*	11/2017	Couckhuyt	D26/93
D825,094	S	*	8/2018	Hendifar	D26/106
D828,609	S	*	9/2018	Barber	D26/110
D857,972	S	*	8/2019	Starck	D26/93
D866,054	S	*	11/2019	Barber	D26/93
D868,343	S	*	11/2019	Anastassiades	D26/93
D869,055	S	*	12/2019	Anastassiades	D26/93
D879,357	S	*	3/2020	Vuorivirta	D26/104
D881,442	S	*	4/2020	Jiang	D26/110
D882,153	S	*	4/2020	Amato	D26/110
D888,321	S	*	6/2020	Smrstick	D26/93

* cited by examiner

Primary Examiner — Natasha Vujcic

(74) *Attorney, Agent, or Firm* — Thomas | Horstemeyer, LLP

(57) **CLAIM**

The ornamental design for a table lamp, as shown and described.

DESCRIPTION

FIG. 1.1 is a perspective view of a table lamp, showing my new design;

FIG. 1.2 is a front view thereof;

FIG. 1.3 is a rear view thereof;

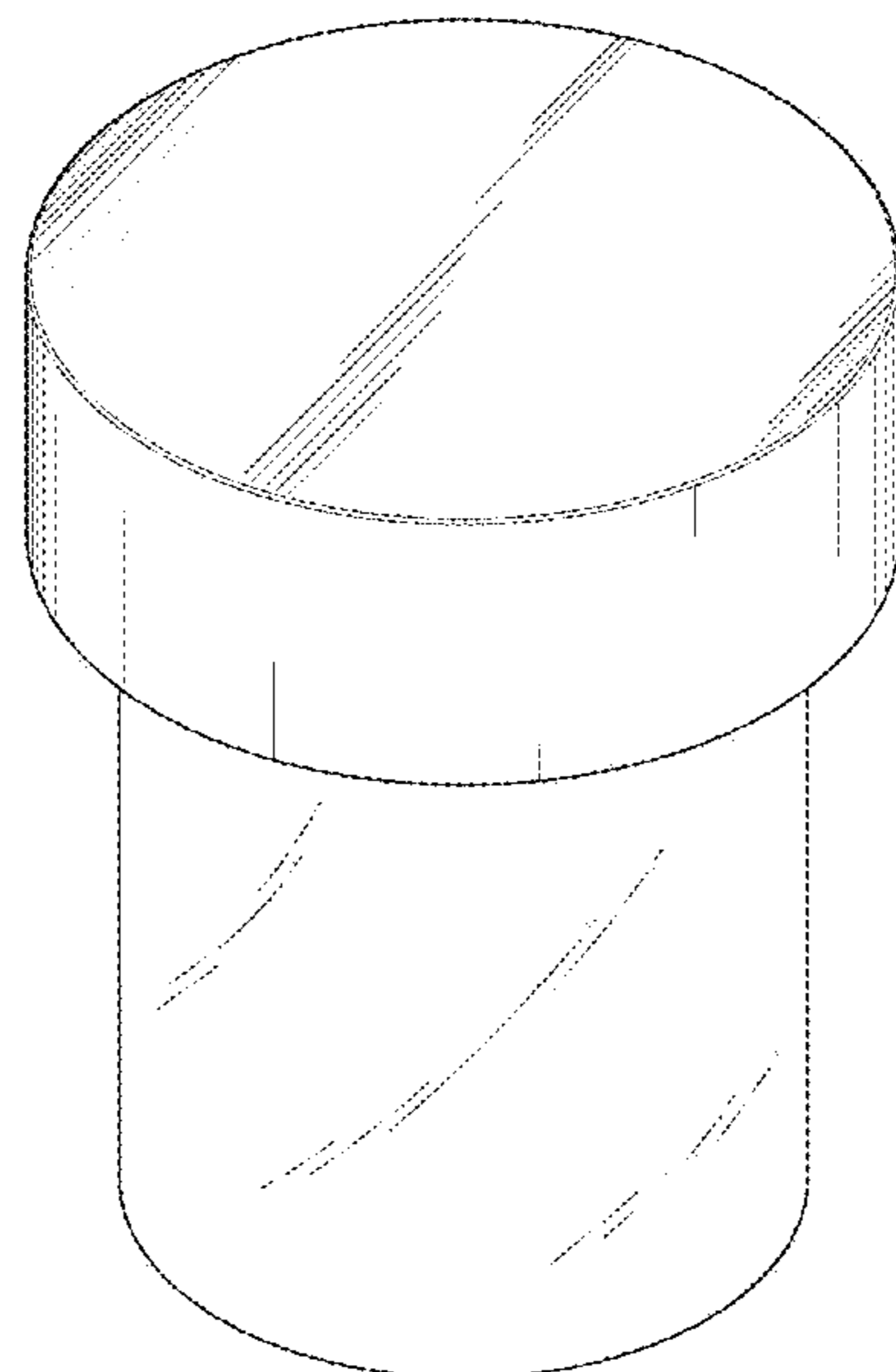
FIG. 1.4 is a right view thereof;

FIG. 1.5 is a left view thereof;

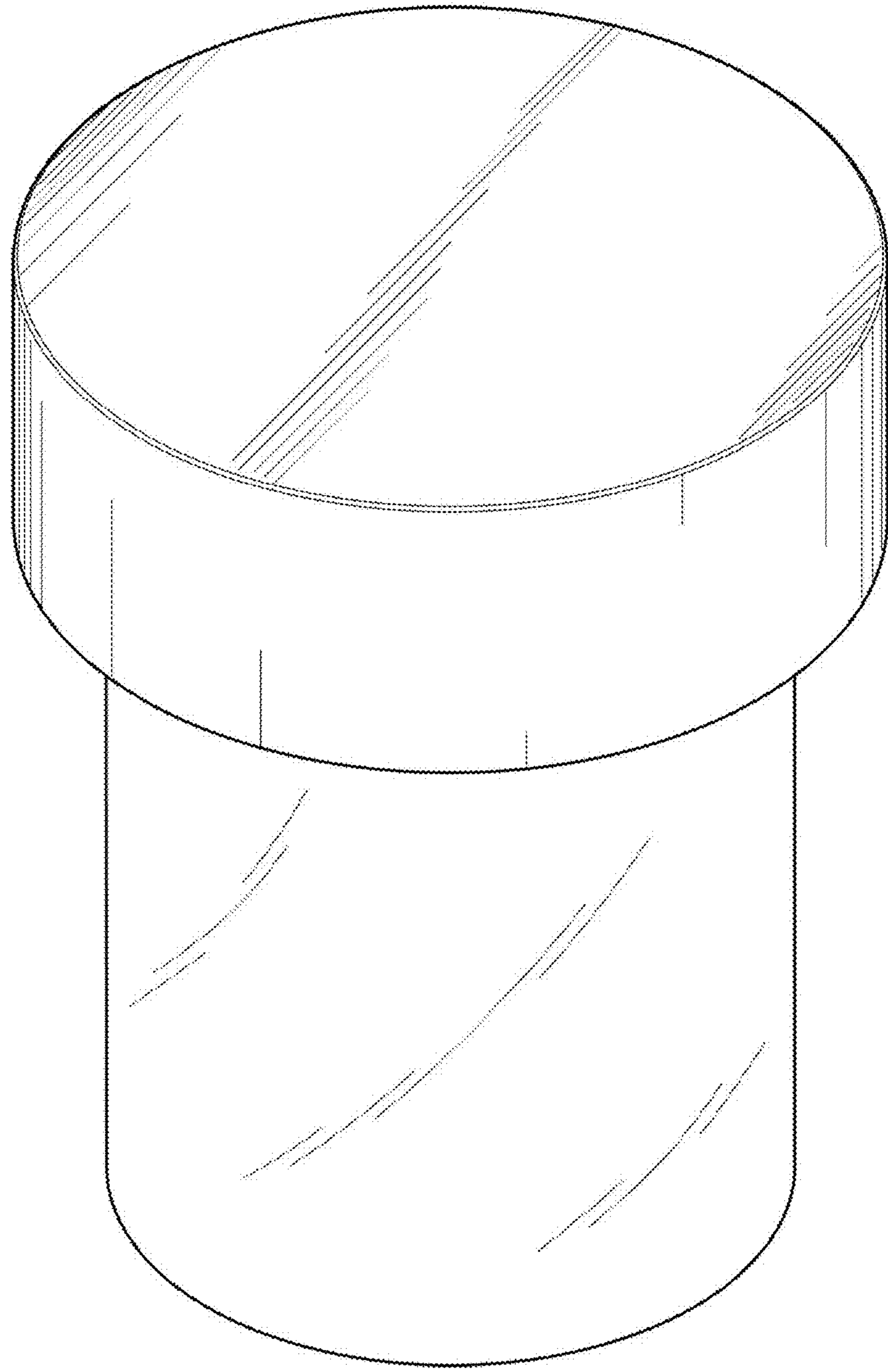
FIG. 1.6 is a top view thereof; and

FIG. 1.7 is a bottom view thereof.

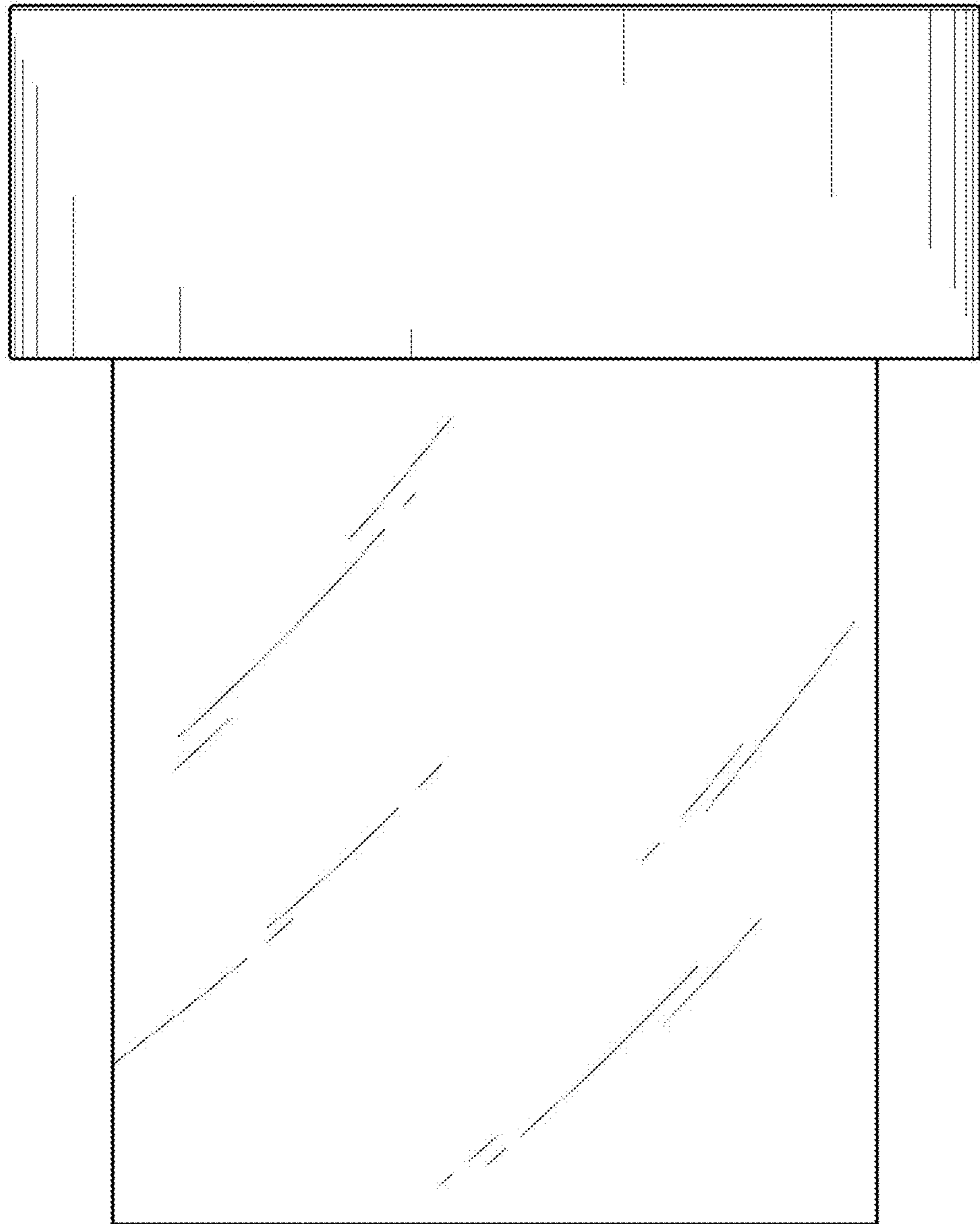
1 Claim, 7 Drawing Sheets



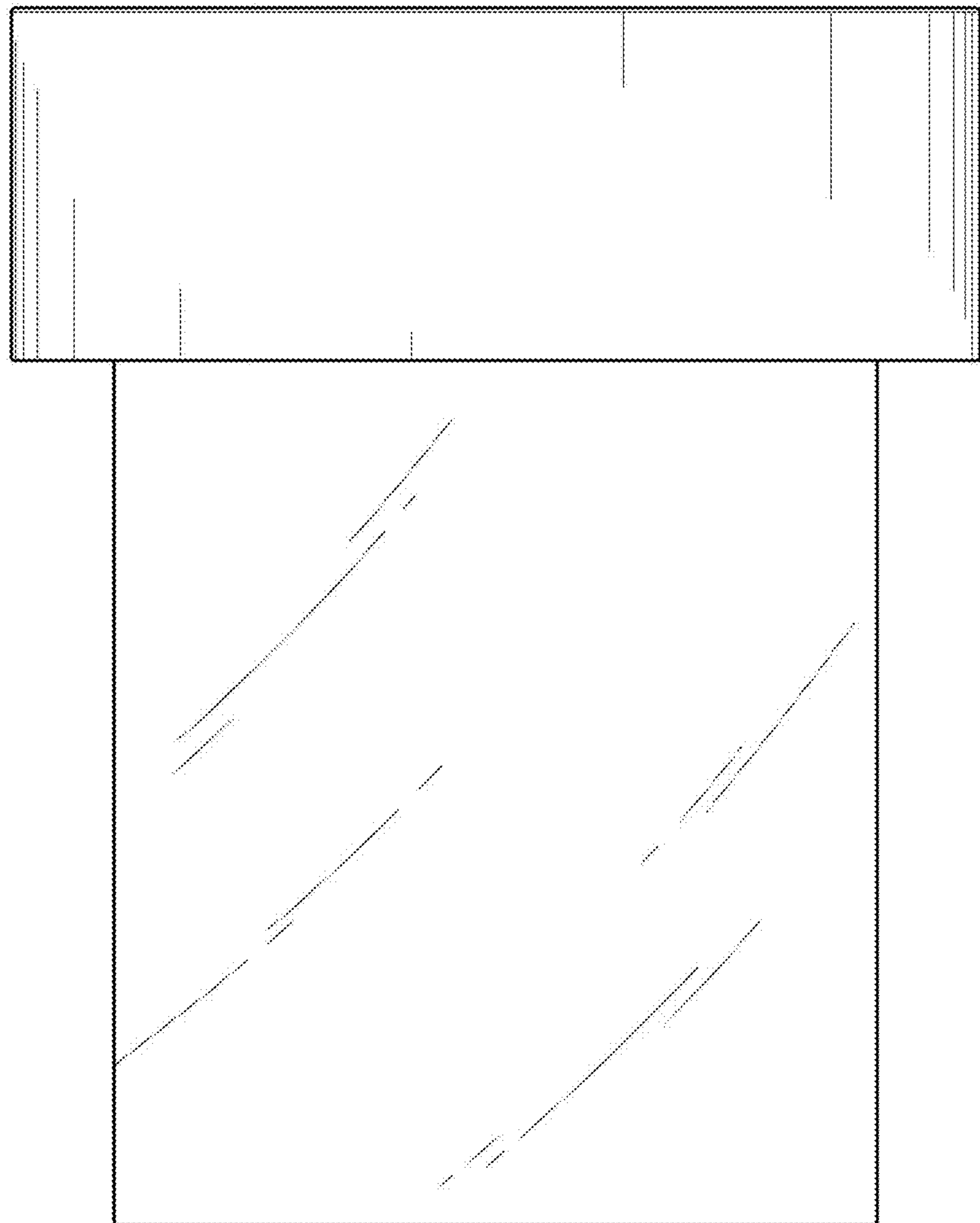
1.1



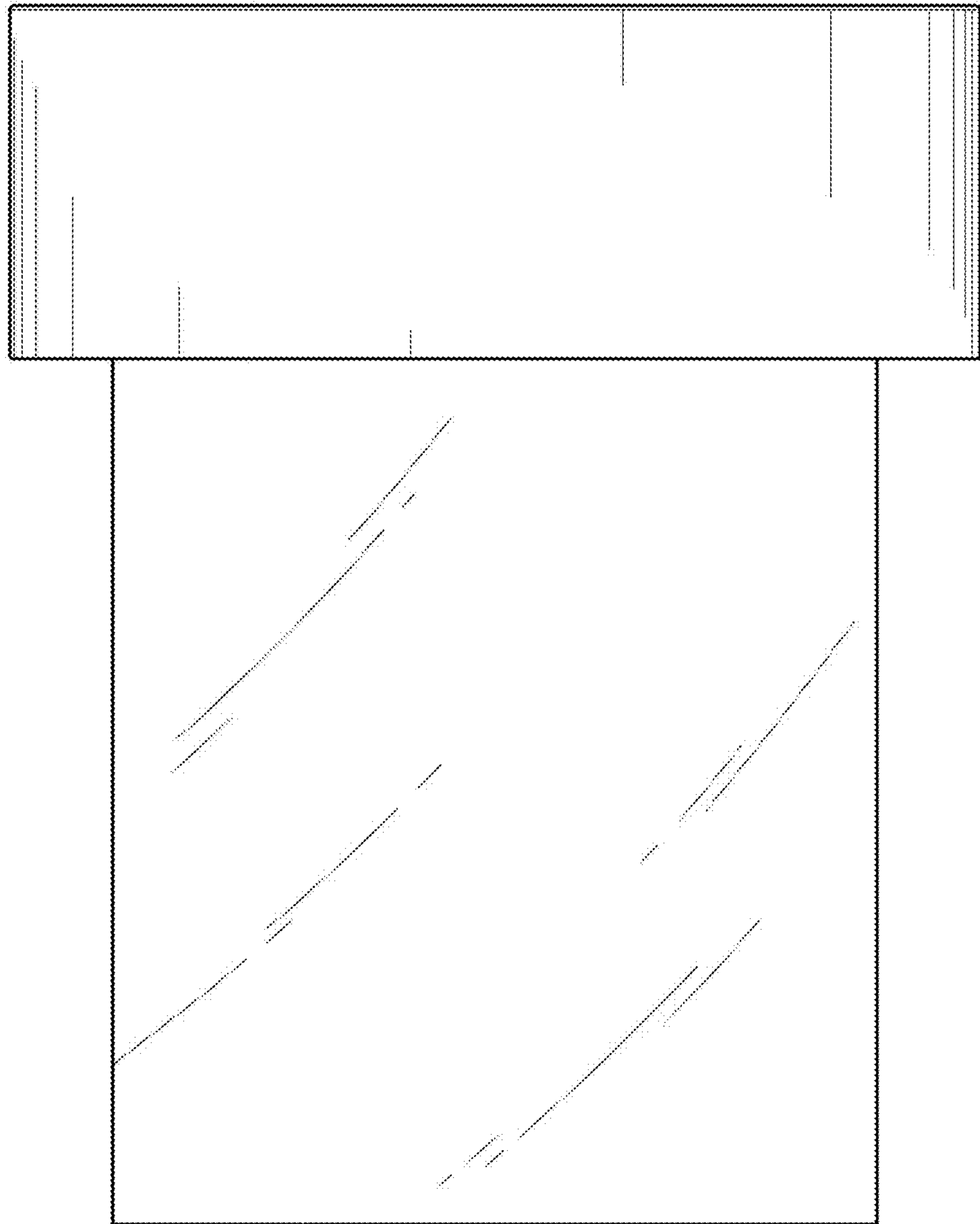
1.2



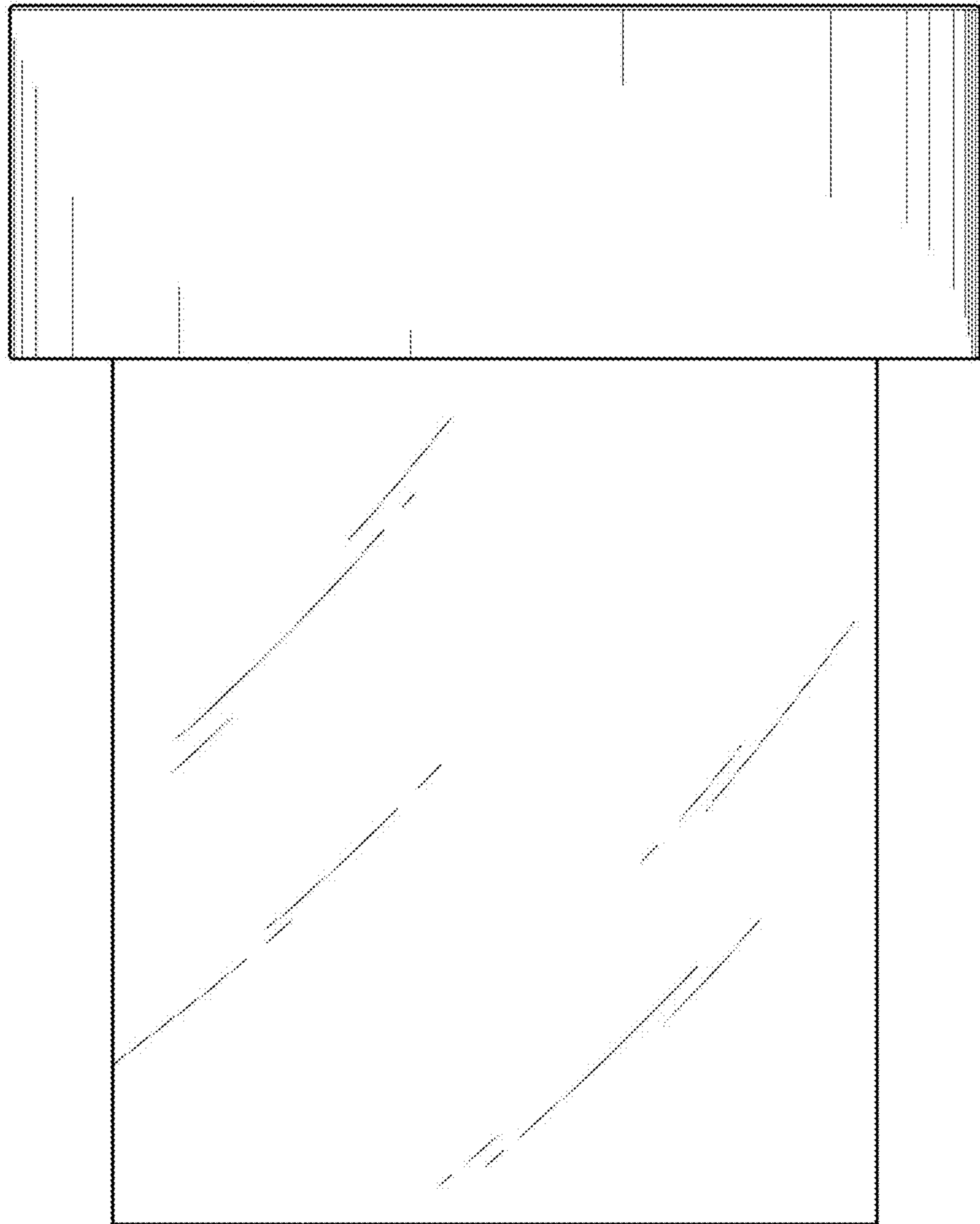
1.3



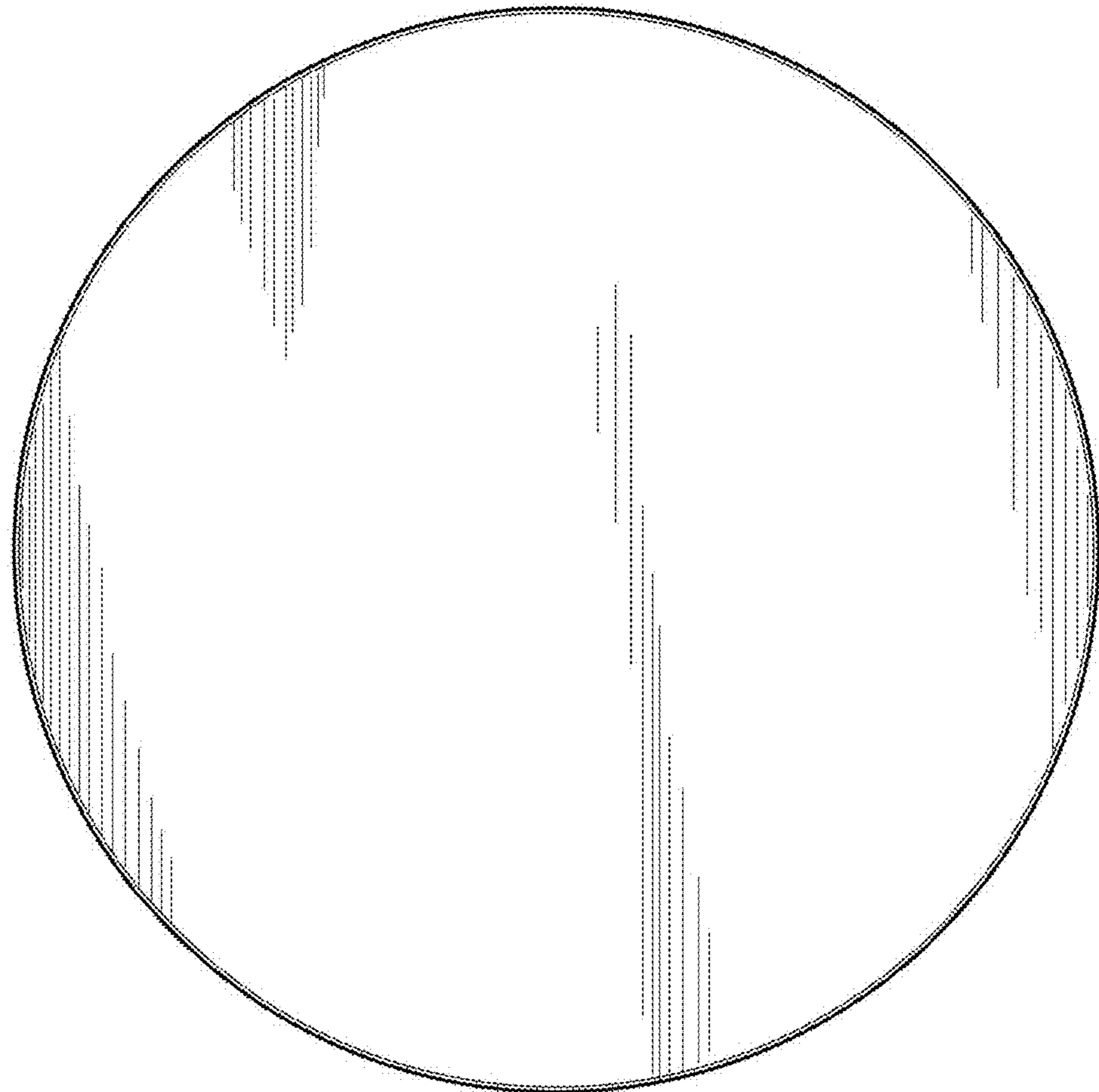
1.4



1.5



1.6



1.7

