



US00D914267S

(12) **United States Design Patent**  
**Pozzi**

(10) **Patent No.:** **US D914,267 S**  
(45) **Date of Patent:** **\*\* Mar. 23, 2021**

(54) **RING-SHAPED LAMP**

(71) Applicant: **Marcello Pozzi**, Los Angeles, CA (US)

(72) Inventor: **Marcello Pozzi**, Los Angeles, CA (US)

(\*\*) Term: **15 Years**

(21) Appl. No.: **29/700,180**

(22) Filed: **Jul. 31, 2019**

(51) **LOC (13) Cl.** ..... **26-03**

(52) **U.S. Cl.**  
USPC ..... **D26/88**

(58) **Field of Classification Search**

USPC ..... D26/80–86, 88, 90, 91  
CPC .... F21S 8/06; F21S 8/061; F21S 8/063; F21S  
8/065; F21S 8/066; F21S 8/068  
See application file for complete search history.

(56) **References Cited**

**U.S. PATENT DOCUMENTS**

D113,971 S *	3/1939	Kirk .....	D26/88
D590,090 S *	4/2009	Hani .....	D26/88
D597,245 S *	7/2009	Trumble .....	D26/90
D639,487 S *	6/2011	Baylar .....	D26/88
D653,794 S *	2/2012	Friedman .....	D26/88
D698,983 S *	2/2014	Rampolla .....	D26/90
D731,104 S *	6/2015	Miyake .....	D26/88
D768,905 S *	10/2016	Sonneman .....	D26/88
D825,819 S *	8/2018	Sonneman .....	D26/90
D827,906 S *	9/2018	Fuksas .....	D26/88
D866,048 S *	11/2019	Anastasiades .....	D26/88
D898,979 S *	10/2020	Silver .....	D26/88
2018/0274769 A1 *	9/2018	Vavruskova .....	F21V 14/00

**OTHER PUBLICATIONS**

RONDO chandelier from riccadesin.com visited Feb. 4, 2021. (Year: 2021).\*

SCOPPIA LED Ring Pendant from lumens.com visited Feb. 4, 2021. (Year: 2021).\*

\* cited by examiner

*Primary Examiner* — Clare E Heflin

(74) *Attorney, Agent, or Firm* — Alexander R. Schlee; Schlee IP International, PC

(57) **CLAIM**

The ornamental design for a ring-shaped lamp, as shown and described.

**DESCRIPTION**

FIG. 1 is a bottom perspective view of a ring-shaped lamp of a first embodiment, in which the lamp is suspended horizontally;

FIG. 2 is a side view of the ring-shaped lamp of the first embodiment, the front, back, right and left side views being identical;

FIG. 3 is a bottom view of the ring-shaped lamp of the first embodiment;

FIG. 4 is a side perspective view of a ring-shaped lamp of a second embodiment, in which the lamp is suspended vertically;

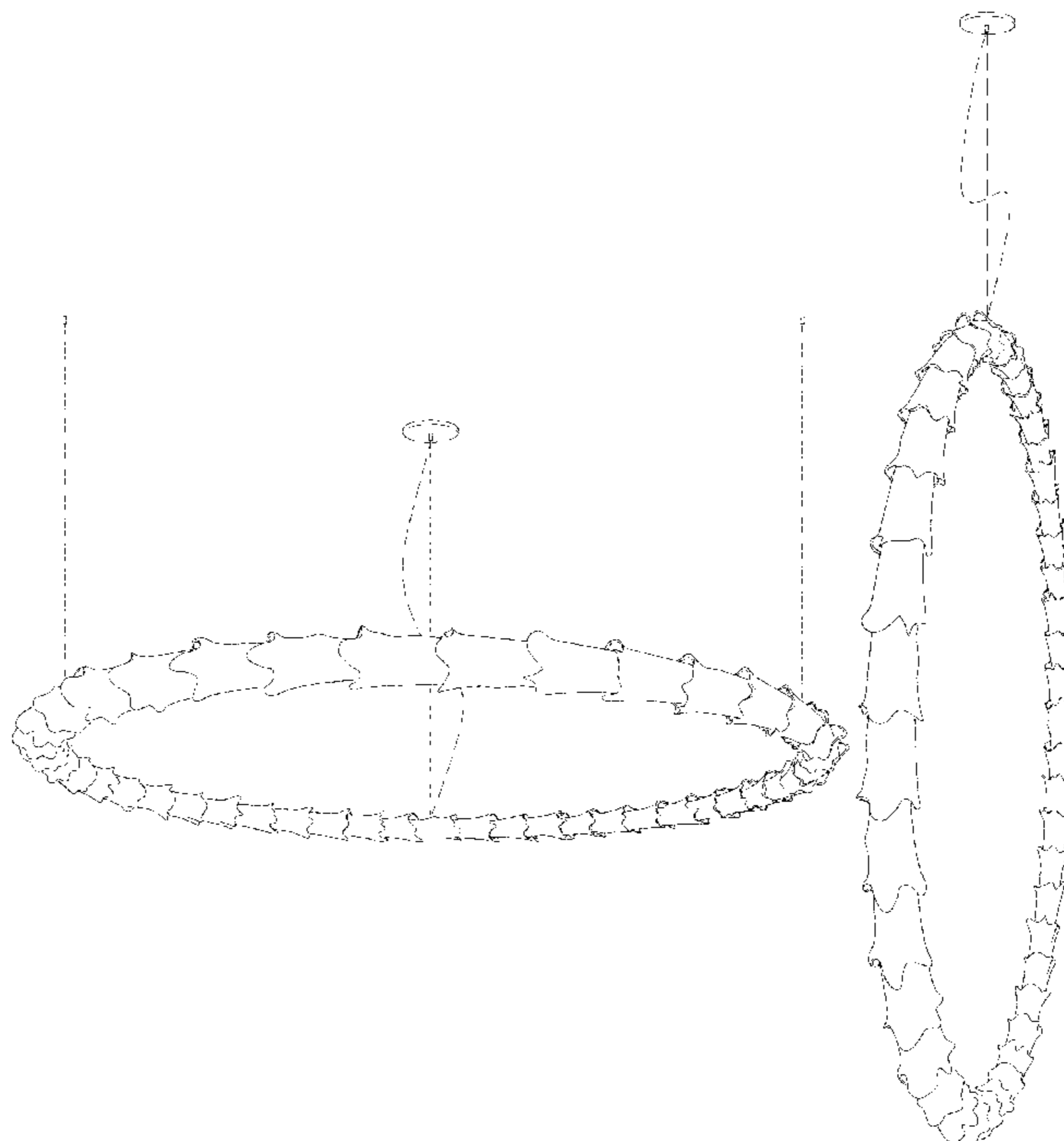
FIG. 5 is a front view of the ring-shaped lamp of the second embodiment;

FIG. 6 is a side view of the ring-shaped lamp of the second embodiment; and,

FIG. 7 is a bottom view of the ring-shaped lamp of the second embodiment.

The portion of the ring-shaped lamp as shown in dashed lines forms no part of the claimed design.

**1 Claim, 7 Drawing Sheets**



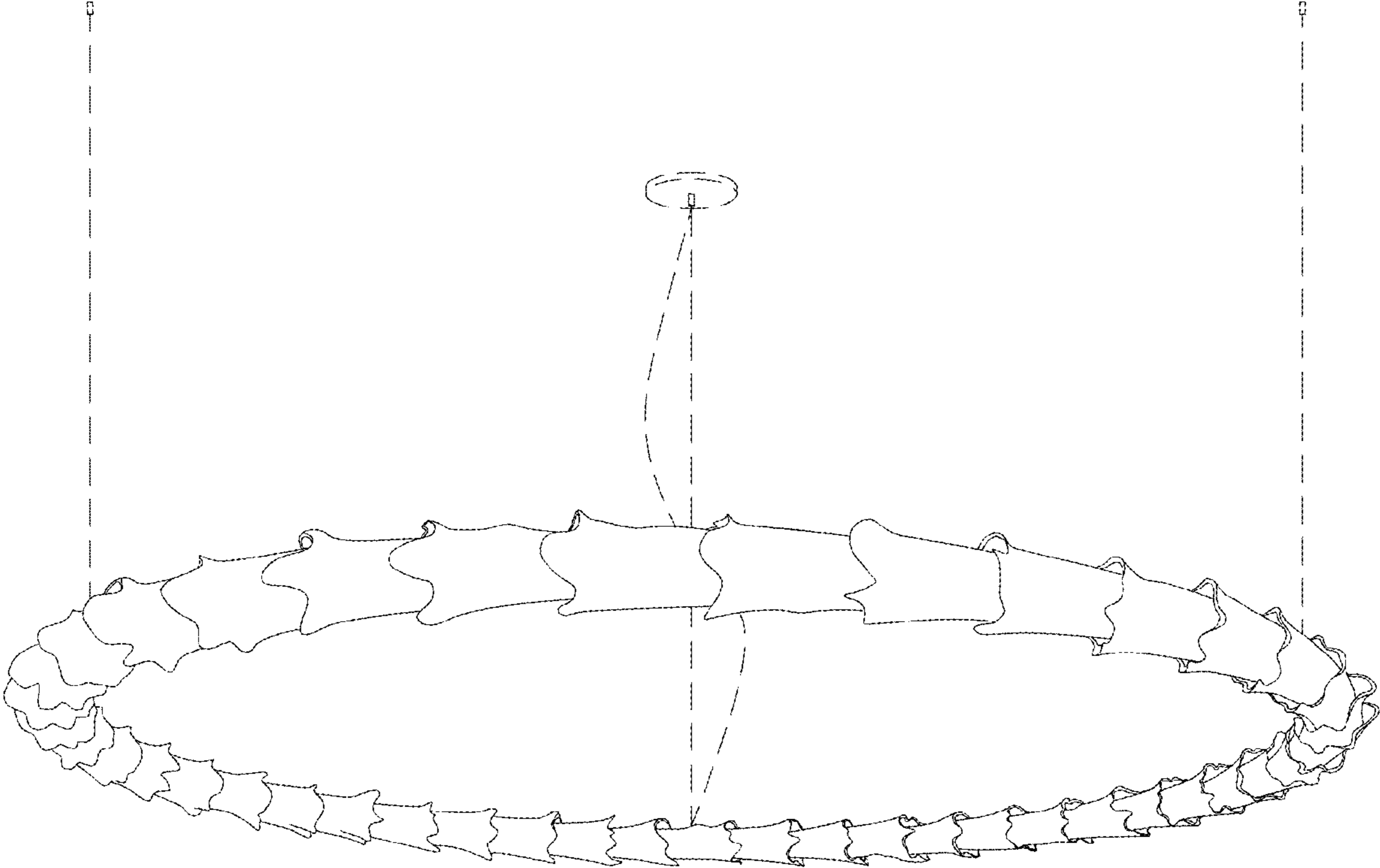


FIG. 1

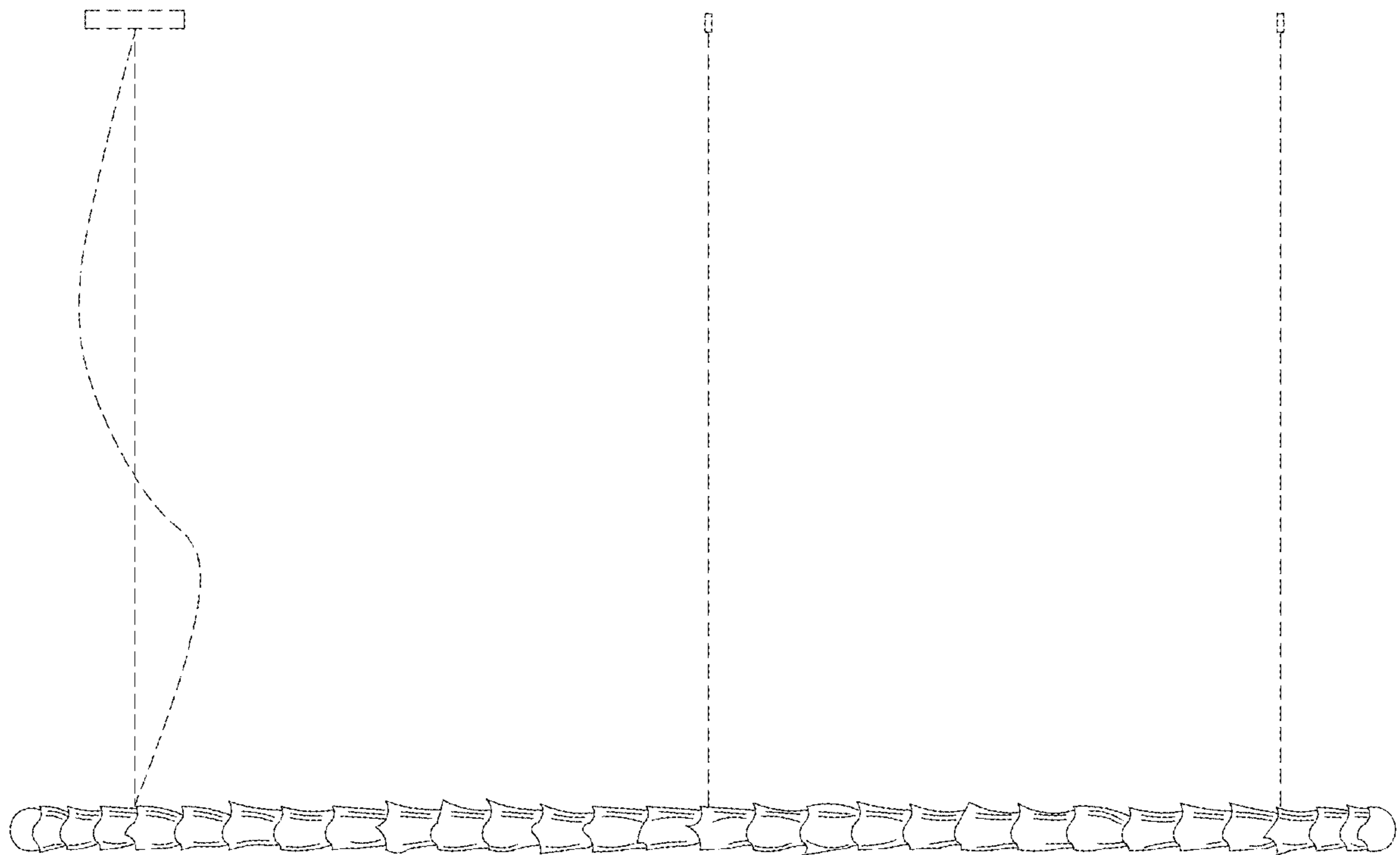


FIG. 2




FIG. 3

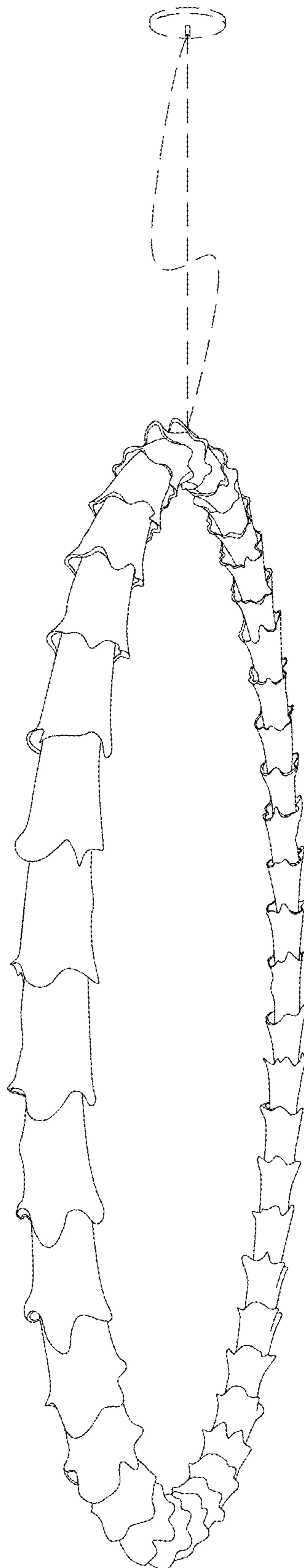


FIG. 4

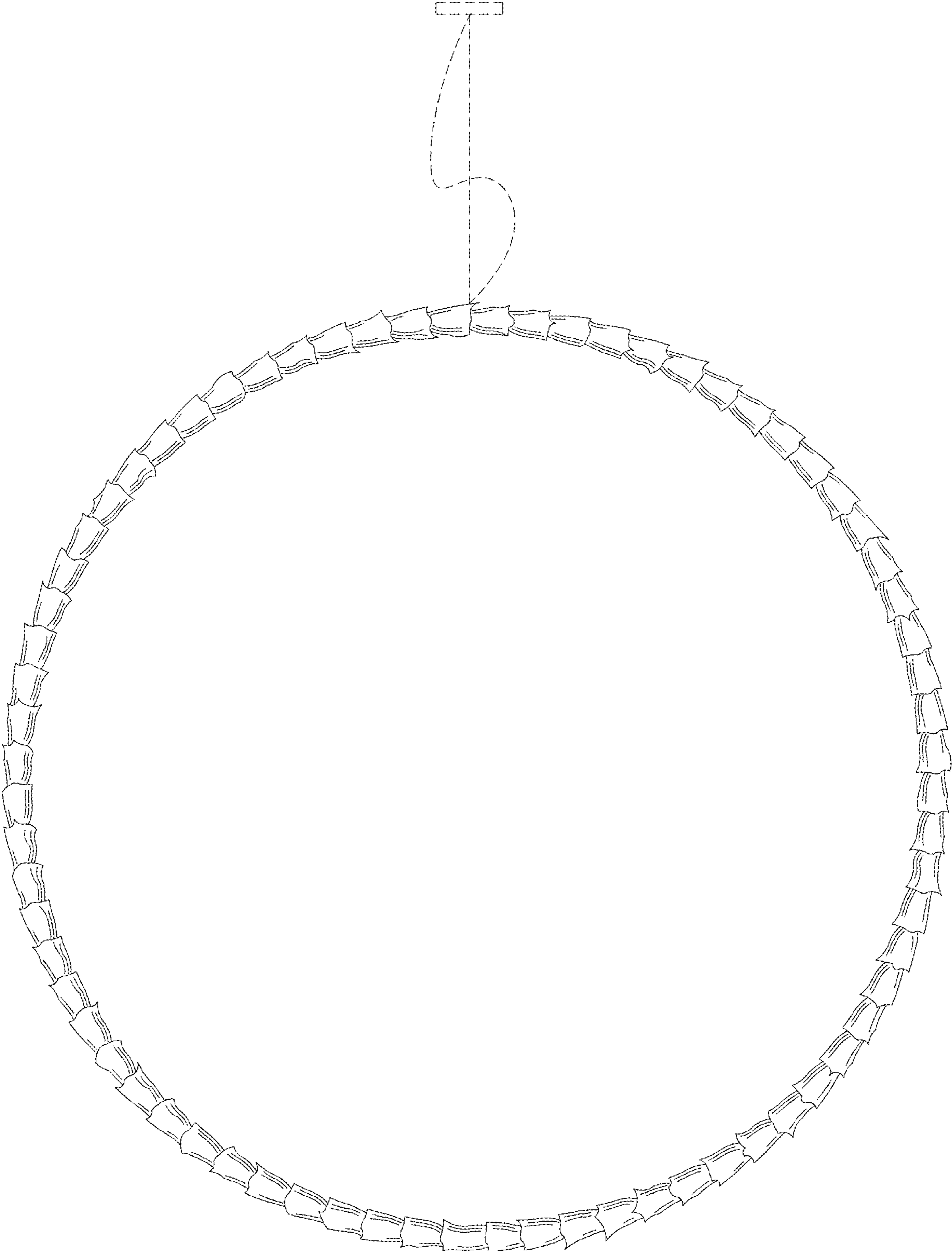


FIG. 5

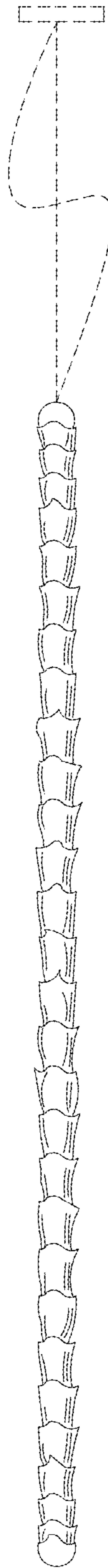


FIG. 6

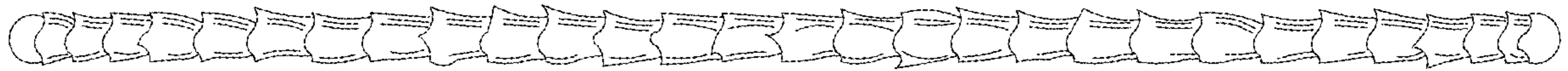


FIG. 7