



US00D914247S

(12) **United States Design Patent** (10) **Patent No.:** **US D914,247 S**
Price et al. (45) **Date of Patent:** **** Mar. 23, 2021**

(54) **SIMULATED WOOD RETAINER**
(71) Applicant: **Silver Creek Stoneworks Inc.**,
Rochester, MN (US)
(72) Inventors: **Brian A. Price**, Rochester, MN (US);
Jeffrey Paul Price, Rochester, MN
(US)
(73) Assignee: **Silver Creek Stoneworks Inc.**,
Rochester, MN (US)
(**) Term: **15 Years**
(21) Appl. No.: **29/675,156**
(22) Filed: **Dec. 28, 2018**
(51) **LOC (13) Cl.** **25-01**
(52) **U.S. Cl.**
USPC **D25/126; D25/150**
(58) **Field of Classification Search**
USPC D25/126, 150
CPC E02D 29/0241; E02D 29/025; E02D
29/0266; E02D 5/02; E02D 5/03; Y10T
428/662
See application file for complete search history.

(56) **References Cited**
U.S. PATENT DOCUMENTS
D239,295 S 3/1976 Dougherty
4,313,775 A 2/1982 Moore
D336,345 S * 6/1993 Fath A01G 9/02
D25/122
5,295,339 A 3/1994 Manner
D428,500 S * 7/2000 Wederski A01G 9/033
D25/150
D441,467 S 5/2001 Boone
D462,788 S * 9/2002 Thornton A01G 9/033
D25/121
D567,397 S * 4/2008 Terada C05F 17/95
D25/126
D620,621 S 7/2010 McCurry


D639,982 S 6/2011 Dean
D671,230 S 11/2012 Lee
8,302,355 B2 * 11/2012 Cook E04F 13/0898
52/233
D679,423 S 4/2013 Rhee
D686,350 S 7/2013 Mussini
D732,191 S * 6/2015 Price A01G 9/023
D25/113
D732,195 S 6/2015 Price
10,612,207 B1 * 4/2020 Jordan, IV E02D 29/0266
2008/0187402 A1 8/2008 Jennings
* cited by examiner

Primary Examiner — Doris Clark
(74) *Attorney, Agent, or Firm* — Fish & Richardson P.C.

(57) **CLAIM**
The ornamental design for a simulated wood retainer, as shown and described.

DESCRIPTION
The patent or application file contains at least one drawing executed in color. Copies of this patent or patent application publication with color drawing(s) will be provided by the Office upon request and payment of the necessary fee.
FIG. 1 is a perspective view of a simulated wood retainer. FIG. 2 is a front view of the simulated wood retainer of FIG. 1.
FIG. 3 is a rear view of the simulated wood retainer of FIG. 1.
FIG. 4 is a left side view of the simulated wood retainer of FIG. 1.
FIG. 5 is a right side view of the simulated wood retainer of FIG. 1.
FIG. 6 is a top view of the simulated wood retainer of FIG. 1; and,
FIG. 7 is a bottom view of the simulated wood retainer of FIG. 1.

1 Claim, 3 Drawing Sheets
(3 of 3 Drawing Sheet(s) Filed in Color)






FIG. 1




FIG. 2




FIG. 3




FIG. 4




FIG. 5




FIG. 6




FIG. 7