



US00D914230S

(12) **United States Design Patent** (10) **Patent No.:** **US D914,230 S**  
**Kaffka et al.** (45) **Date of Patent:** **\*\* Mar. 23, 2021**

(54) **MEDICAL APPARATUS**

(56) **References Cited**

(71) Applicant: **EUROIMMUN Medizinische Labordiagnostika AG**, Luebeck (DE)

U.S. PATENT DOCUMENTS

(72) Inventors: **Christian Kaffka**, Dassow (DE);  
**Steffen Allerheiligen-Stolzmann**,  
Luebeck (DE); **Nicole Rieckhoff**,  
Luebeck (DE)

D472,645 S *	4/2003	Roepke	.....	D24/234
D690,023 S *	9/2013	Chang	.....	D24/216
D716,966 S *	11/2014	Lizari Illarramendi	.....	D24/232
D724,753 S *	3/2015	Gutmann	.....	D24/216
D787,695 S *	5/2017	Mottscheller	.....	D24/216
D791,338 S *	7/2017	Morkos	.....	D24/232
D799,999 S *	10/2017	Barton	.....	D24/216
D802,156 S *	11/2017	Barton	.....	D24/216
D896,981 S *	9/2020	Gruen	.....	D24/232

(73) Assignee: **EUROIMMUN Medizinische Labordiagnostika AG**, Luebeck (DE)

OTHER PUBLICATIONS

(\*\*) Term: **15 Years**

EUROLabWorkstation ELISA :: Euroimmun AG. Unknown posting date.\*

(21) Appl. No.: **29/681,821**

\* cited by examiner

(22) Filed: **Feb. 28, 2019**

(30) **Foreign Application Priority Data**

*Primary Examiner* — Anhdao Doan

Sep. 4, 2018	(EM)	.....	005628583-0001
Sep. 4, 2018	(EM)	.....	005628583-0002
Sep. 4, 2018	(EM)	.....	005628583-0003
Sep. 4, 2018	(EM)	.....	005628583-0004
Sep. 4, 2018	(EM)	.....	005628583-0005
Sep. 4, 2018	(EM)	.....	005628583-0006
Sep. 4, 2018	(EM)	.....	005628583-0007
Sep. 4, 2018	(EM)	.....	005628583-0008
Sep. 4, 2018	(EM)	.....	005628583-0009
Sep. 4, 2018	(EM)	.....	005628583-0010

(74) *Attorney, Agent, or Firm* — Grüneberg and Myers PLLC

(57) **CLAIM**

(51) **LOC (13) Cl.** ..... **24-01**

The ornamental design for a medical apparatus, as shown and described.

(52) **U.S. Cl.**  
USPC ..... **D24/216**

**DESCRIPTION**

(58) **Field of Classification Search**  
USPC ..... D24/107, 185, 186, 216–219, 231–234;  
D10/81  
CPC ..... G01N 2035/00306; G01N 2035/00326;  
G01N 2035/00336; G01N 2030/027;  
G01N 21/76  
See application file for complete search history.

The patent or application file contains at least one drawing executed in color. Copies of this patent or patent application publication with color drawing(s) will be provided by the Office upon request and payment of the necessary fee.

FIG. 1 is a front elevational view of a first embodiment of a medical apparatus.

FIG. 2 is a left side perspective view thereof.

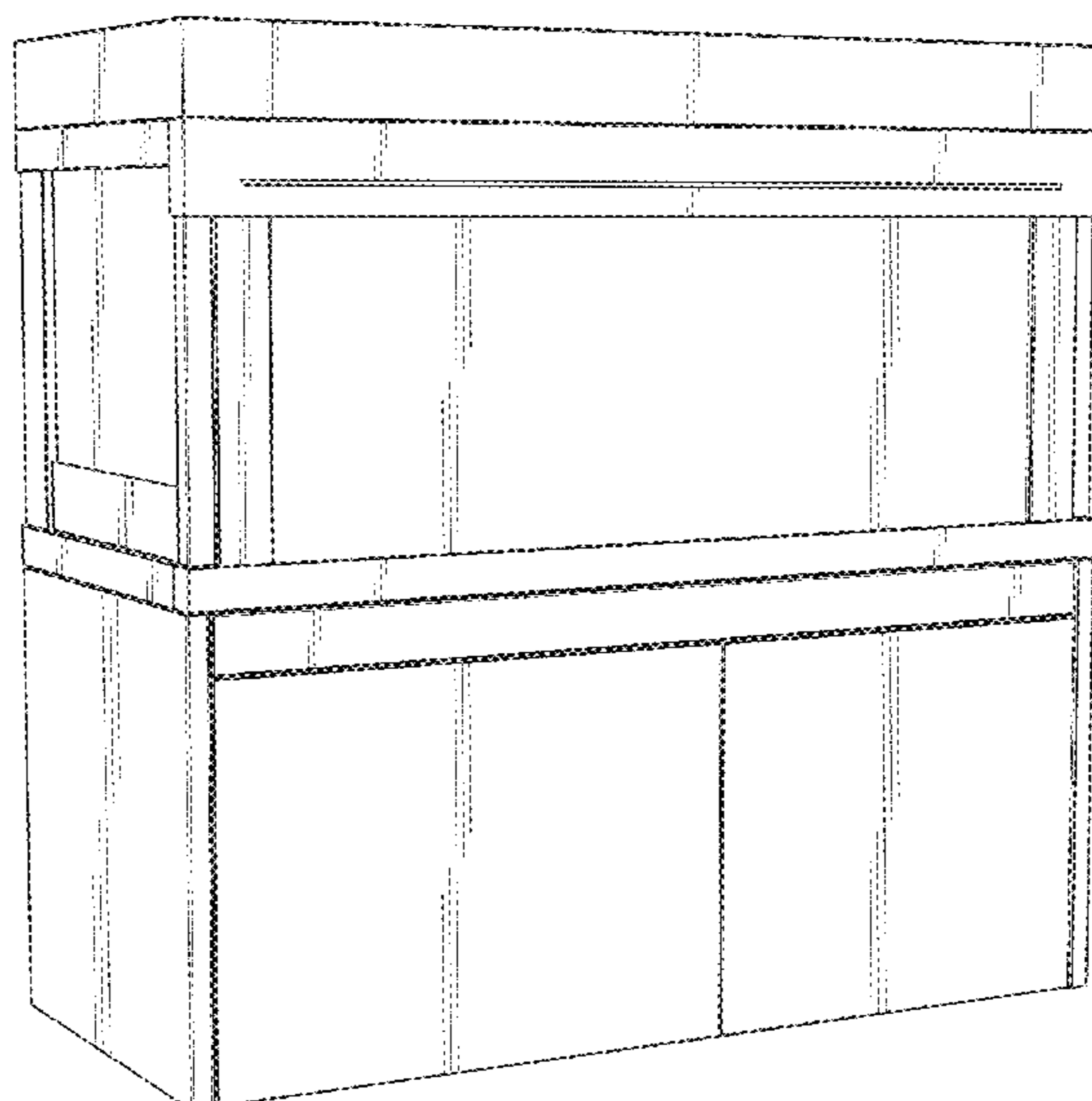
FIG. 3 is a right side perspective view thereof.

FIG. 4 is a front elevational view of a second embodiment of a medical apparatus.

FIG. 5 is a left side perspective view thereof; and,

FIG. 6 is a right side perspective view thereof.

**1 Claim, 6 Drawing Sheets**  
**(3 of 6 Drawing Sheet(s) Filed in Color)**



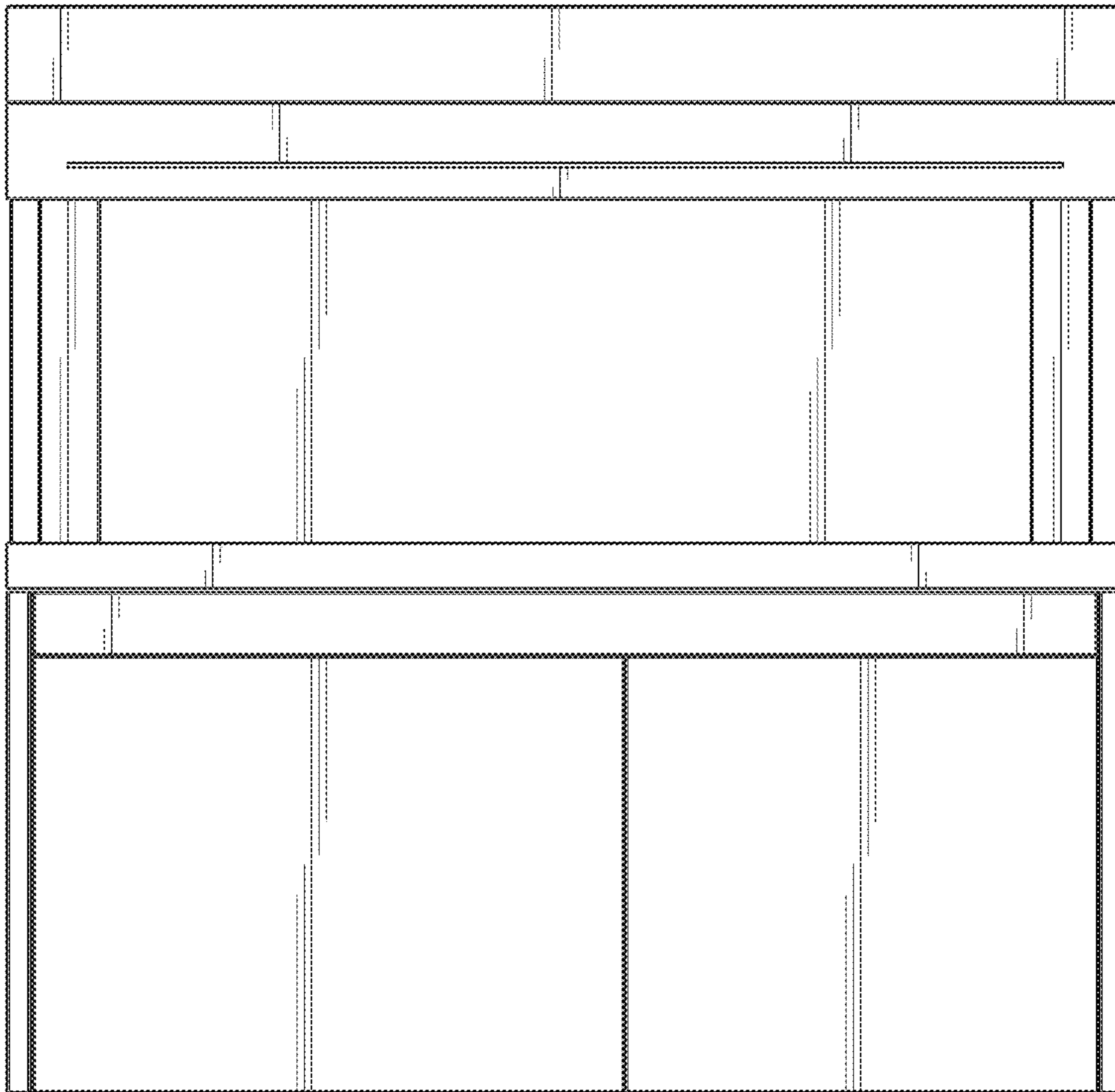


FIG. 1

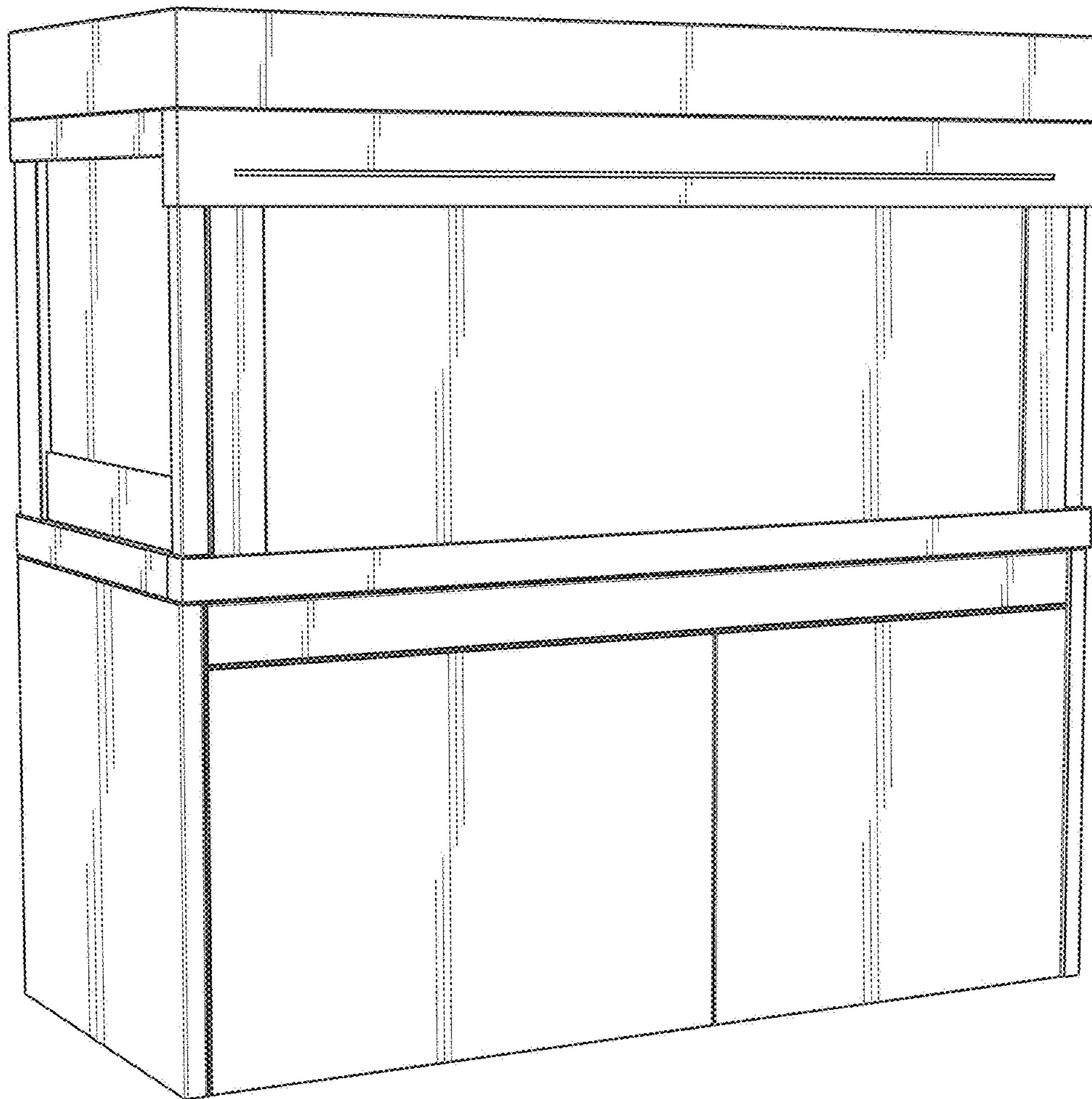


FIG. 2

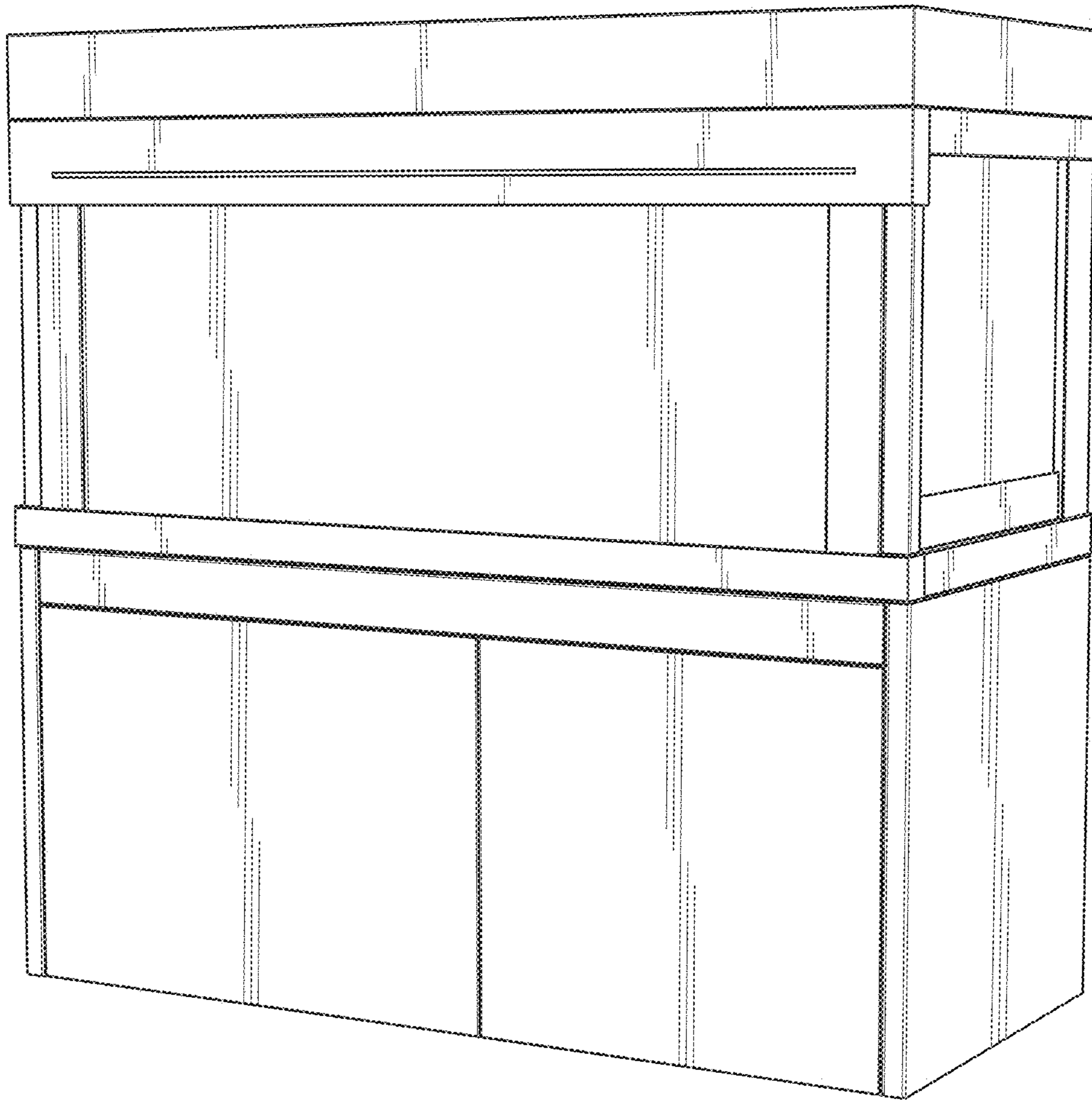


FIG. 3



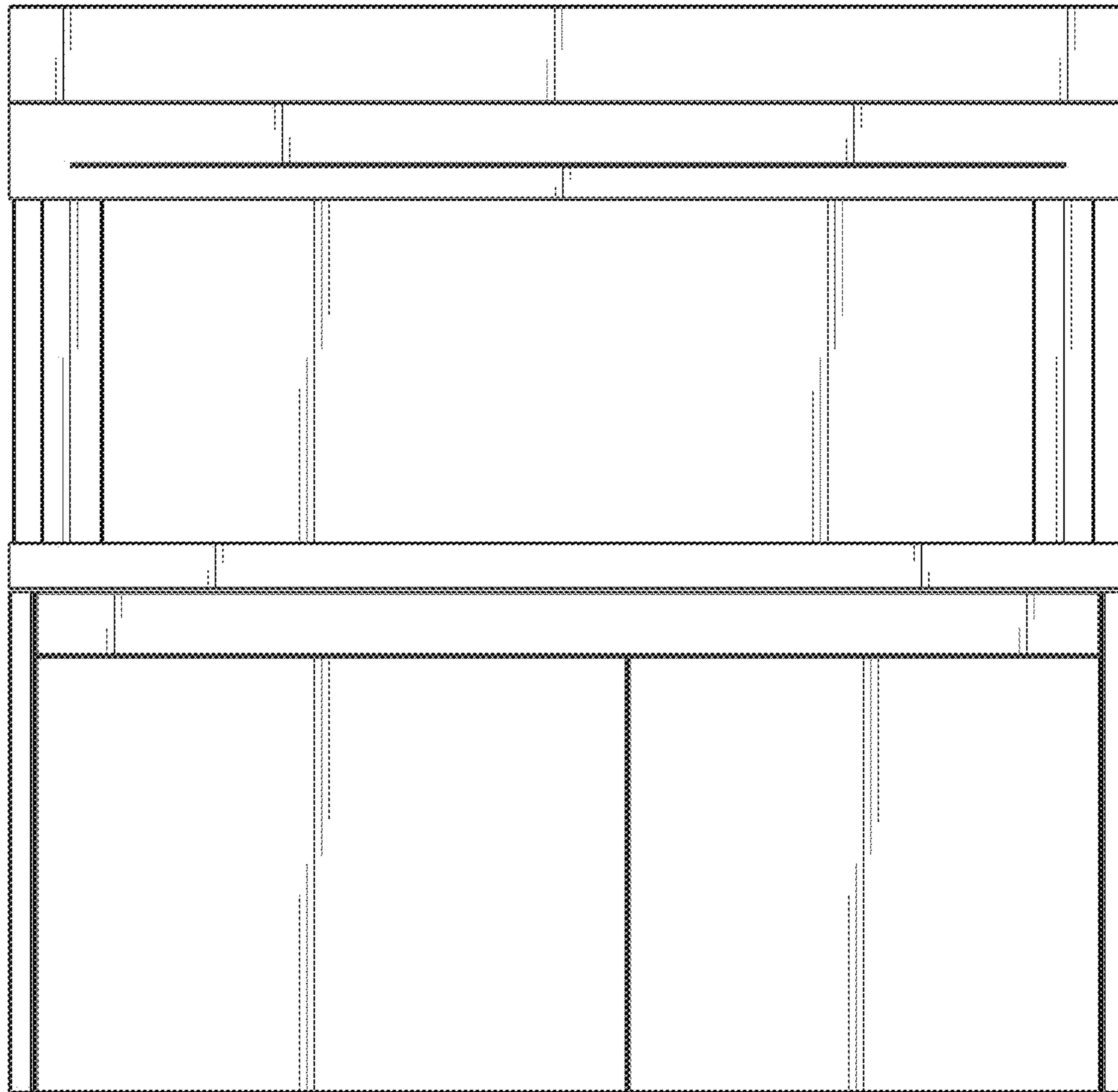


FIG. 4

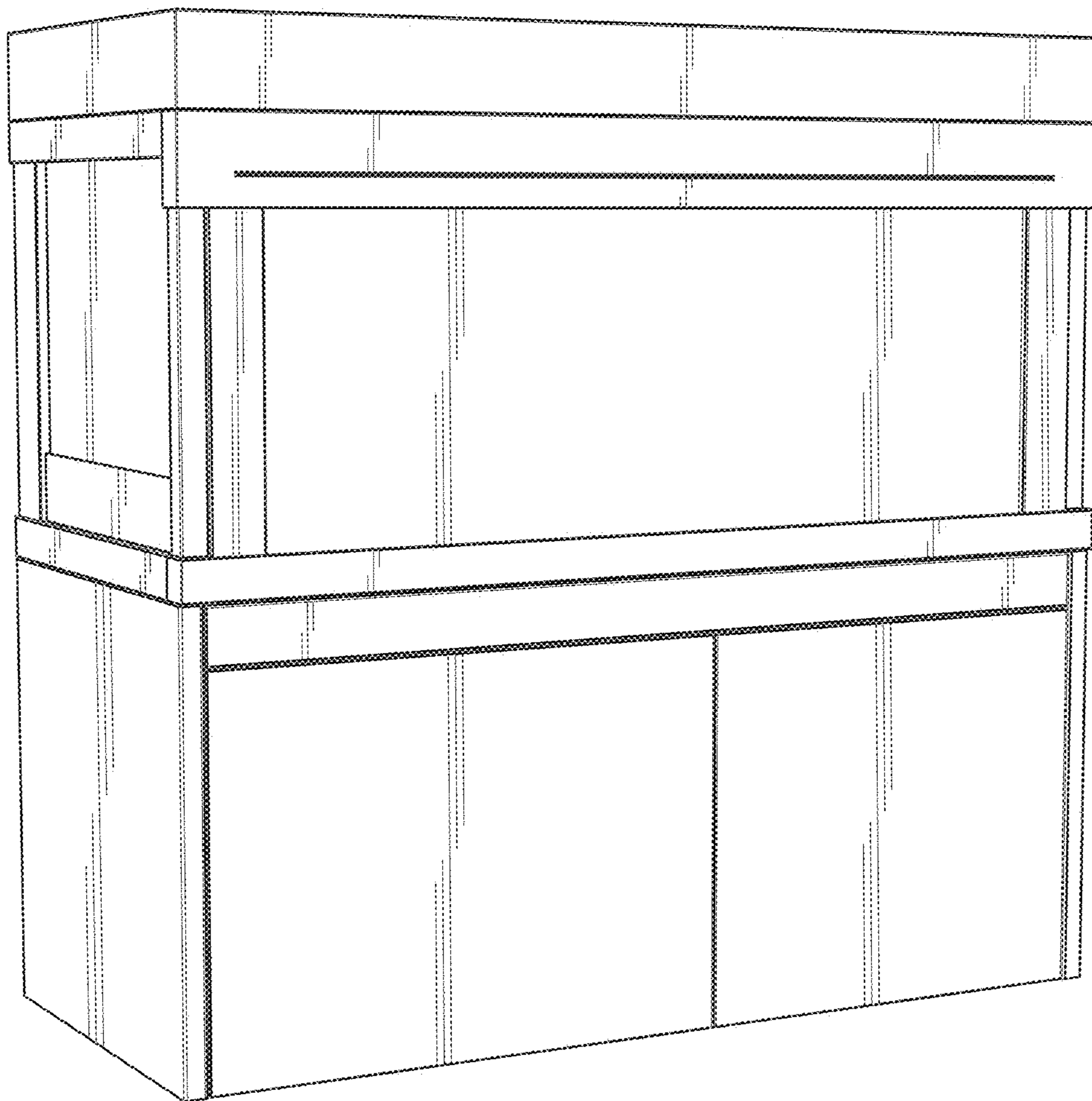


FIG. 5

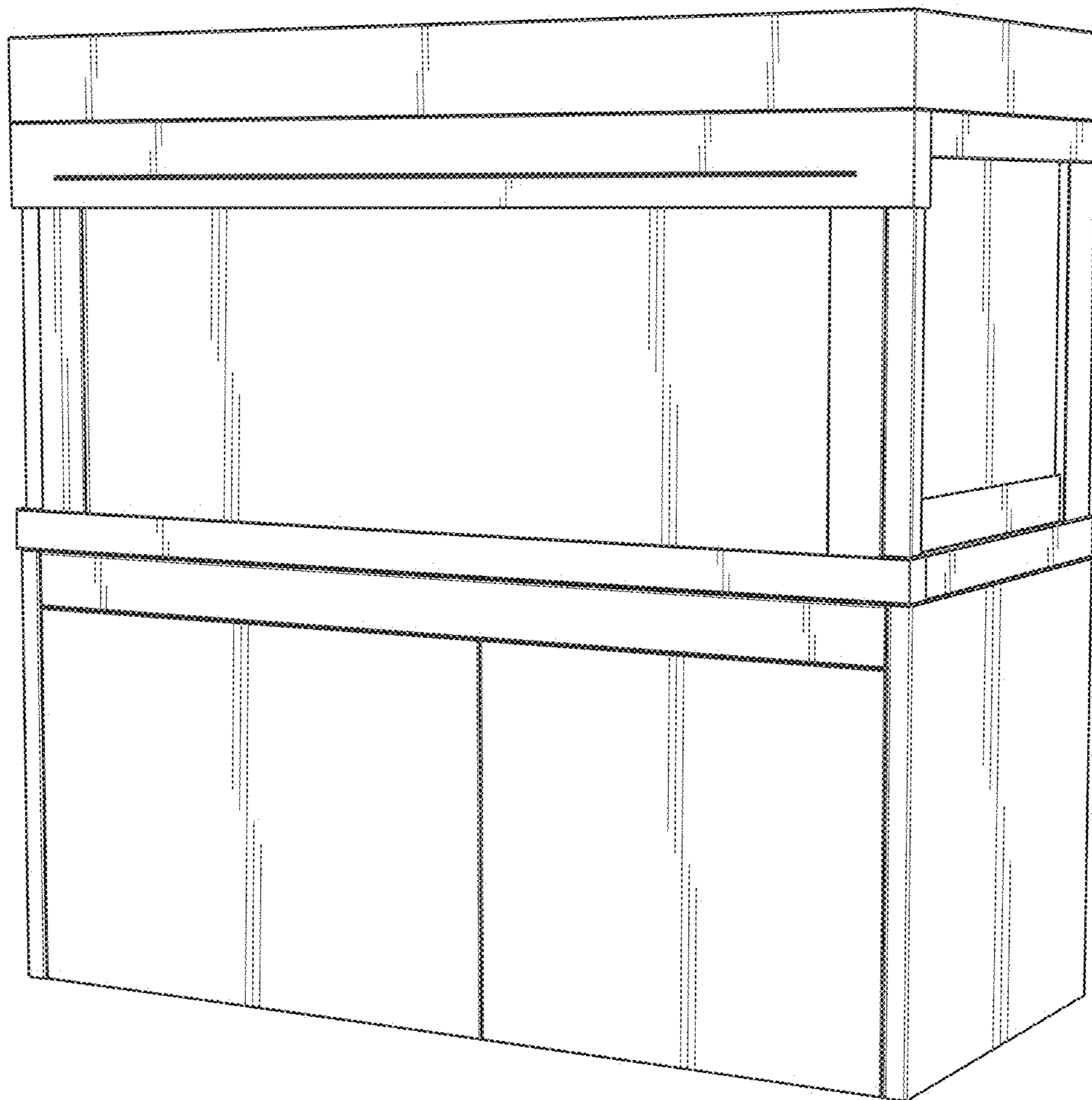


FIG. 6