



US00D914222S

(12) **United States Design Patent** (10) **Patent No.:** **US D914,222 S**
Bugedo-Albizuri et al. (45) **Date of Patent:** **** Mar. 23, 2021**

(54) **RIBBON WOUND DRESSING**

(71) Applicant: **Advanced Medical Solutions Limited,**
Winsford (GB)

(72) Inventors: **Ander Bugedo-Albizuri,** Winsford
(GB); **Brian John Hamerslagh,** Higher
Runcorn (GB); **Colin Raymond**
Bradford, Keighley (GB)

(73) Assignee: **ADVANCED MEDICAL**
SOLUTIONS LIMITED, Winsford
(GB)

(**) Term: **15 Years**

(21) Appl. No.: **29/674,617**

(22) Filed: **Dec. 21, 2018**

(30) **Foreign Application Priority Data**

Jun. 27, 2018 (EM) 005327343-0001
Jun. 27, 2018 (EM) 005327343-0002

(51) **LOC (13) Cl.** **24-04**

(52) **U.S. Cl.**
USPC **D24/189**

(58) **Field of Classification Search**

USPC D24/189, 206, 190
CPC A61L 15/26; A61L 15/58; A61L 15/60;
A61L 15/425; A61F 13/0203; A61F
13/0246; A61F 2013/00748; A61F
13/0223; A61F 13/0276; A61F 13/022;
A61F

(Continued)

(56) **References Cited**

U.S. PATENT DOCUMENTS

1,630,855 A * 5/1927 Mahnk G09F 3/00
40/1.5
3,267,623 A * 8/1966 Block B24D 11/008
451/538

(Continued)

FOREIGN PATENT DOCUMENTS

CA 3044955 A1 7/2018
GB 2509160 A 6/2014

(Continued)

OTHER PUBLICATIONS

UKIPO Search Report dated May 22, 2019.
Extended European Search Report dated Apr. 20, 2020.

Primary Examiner — Jennifer L Watkins

(74) *Attorney, Agent, or Firm* — Jeffer Mangels Butler &
Mitchell LLP; Brennan C. Swain, Esq.

(57) **CLAIM**

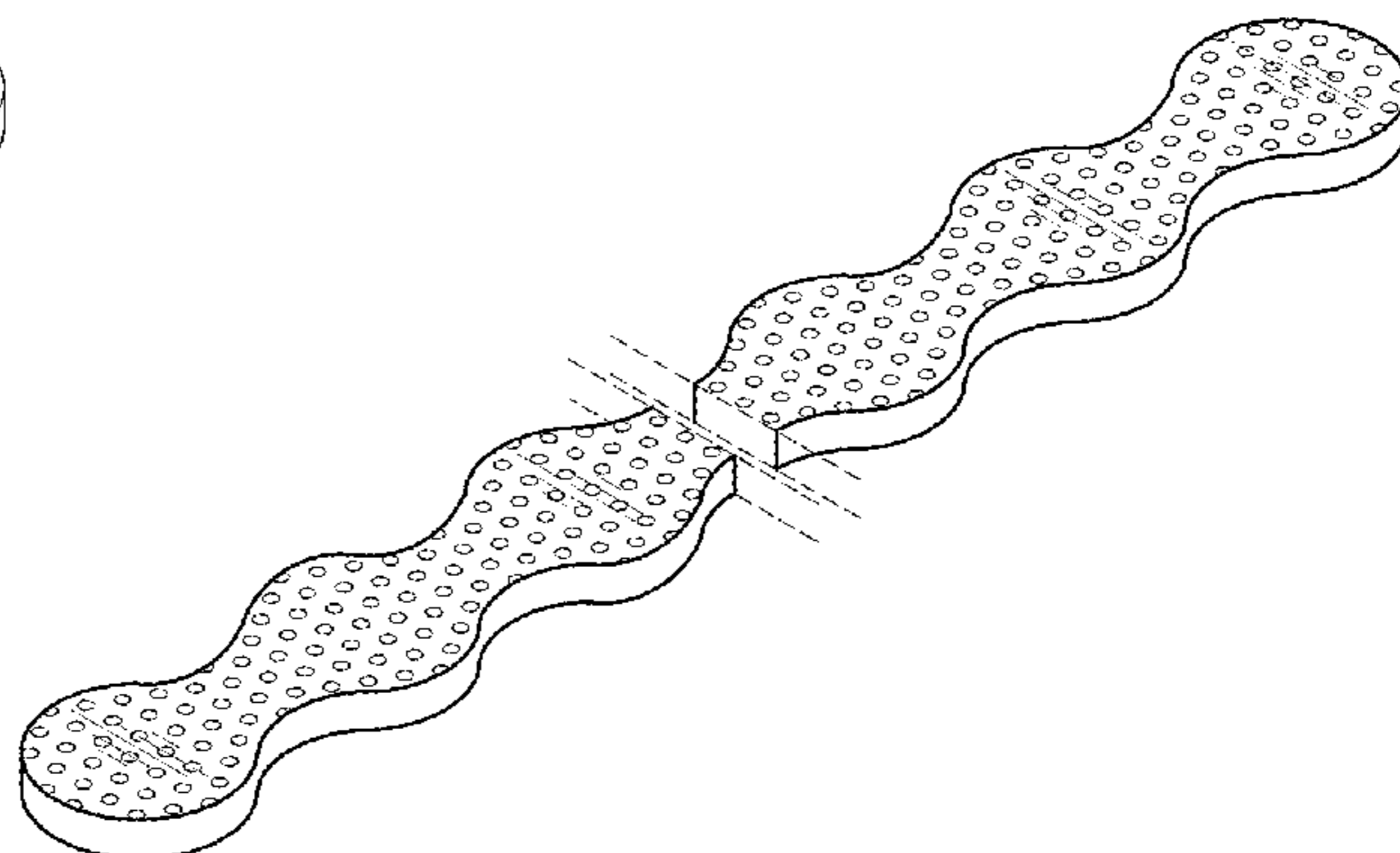
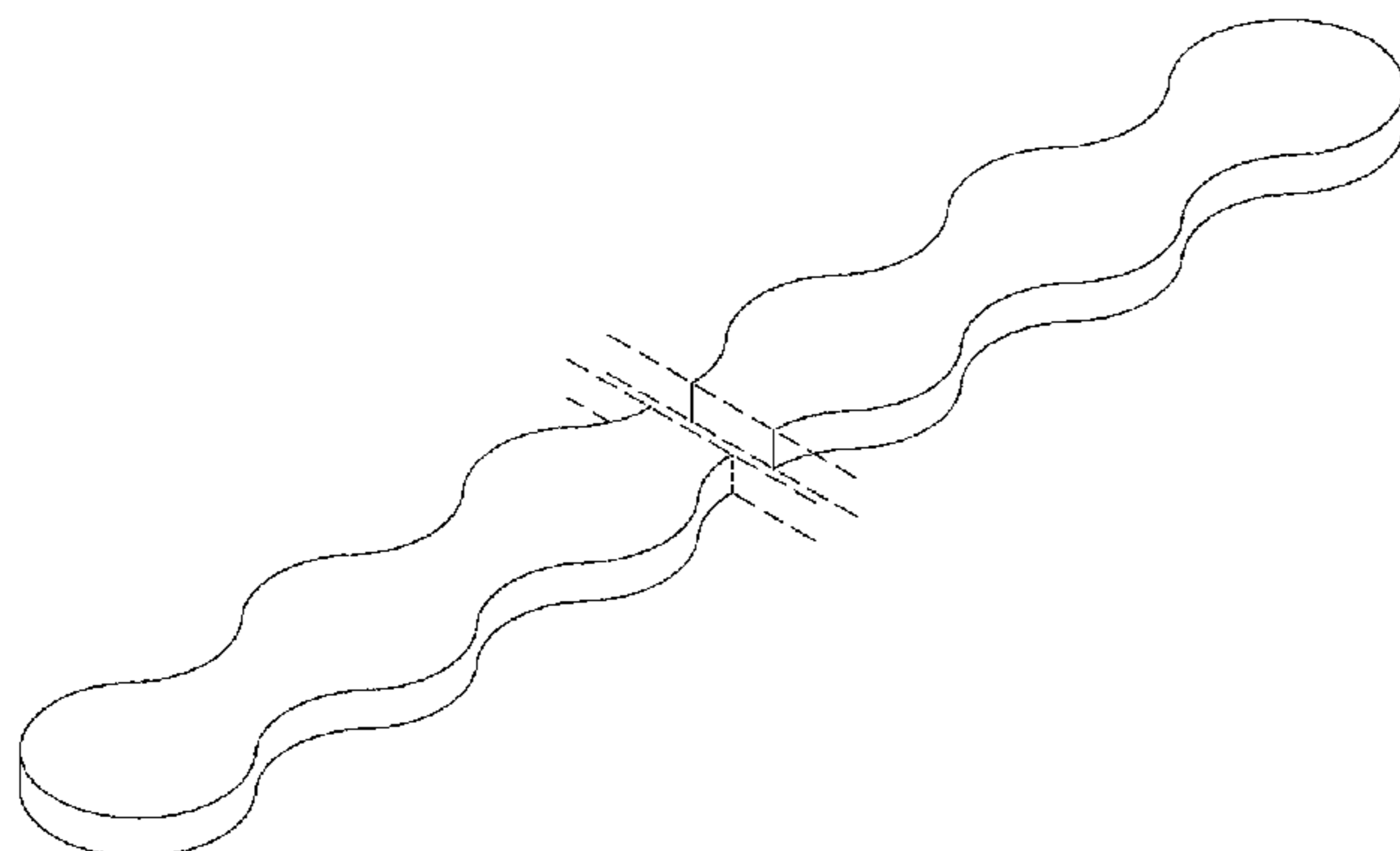
The ornamental design for a ribbon wound dressing, as
shown and described.

DESCRIPTION

FIG. 1 is a perspective view of the present invention;
FIG. 2 is a front elevational view thereof;
FIG. 3 is a rear elevational view thereof;
FIG. 4 is a left side elevational view thereof;
FIG. 5 is a right side elevational view thereof;
FIG. 6 is a top plan view thereof;
FIG. 7 is a bottom plan view thereof;
FIG. 8 is a perspective view of a second embodiment of the
present invention;
FIG. 9 is a front elevational view thereof;
FIG. 10 is a rear elevational view thereof;
FIG. 11 is a left side elevational view thereof;
FIG. 12 is a right side elevational view thereof;
FIG. 13 is a top plan view thereof; and,
FIG. 14 is a bottom plan view thereof of the present
invention.

The broken lines in the middle portion of the ribbon wound
dressing indicate the appearance of any portion of the article
between the break lines forms no part of the claim.

1 Claim, 14 Drawing Sheets



(58) **Field of Classification Search**

CPC 2013/00604; A61F 2013/00846; A61F
13/0206; A61F 13/023; A61F
2013/00578; A61F 2013/00587; A61F
2013/00804; A61F 2013/00885; A61F
2013/53445; A61F 2013/51078

See application file for complete search history.

(56) **References Cited**

U.S. PATENT DOCUMENTS

4,212,296 A * 7/1980 Schaar A61F 13/0203
128/888
4,893,438 A * 1/1990 Fry B24D 11/008
206/395
5,183,479 A * 2/1993 Grimes B24D 11/008
427/240
D391,639 S * 3/1998 Dunshee D24/189
5,795,921 A 8/1998 Dyer et al.
D674,903 S * 1/2013 Harder D24/189
D831,220 S * 10/2018 Chase D24/189
2005/0148920 A1 7/2005 Addison
2008/0132820 A1 6/2008 Buckman et al.
2020/0188179 A1* 6/2020 Buggedo-Albizuri
A61F 13/00021

FOREIGN PATENT DOCUMENTS

JP 2014068844 A * 4/2014
WO 1992005756 A1 4/1992
WO 2014013348 A2 1/2014
WO 2015000610 A1 1/2015
WO 2018044944 A1 3/2018
WO 2018217621 A1 11/2018
WO 2019003183 A1 1/2019

* cited by examiner

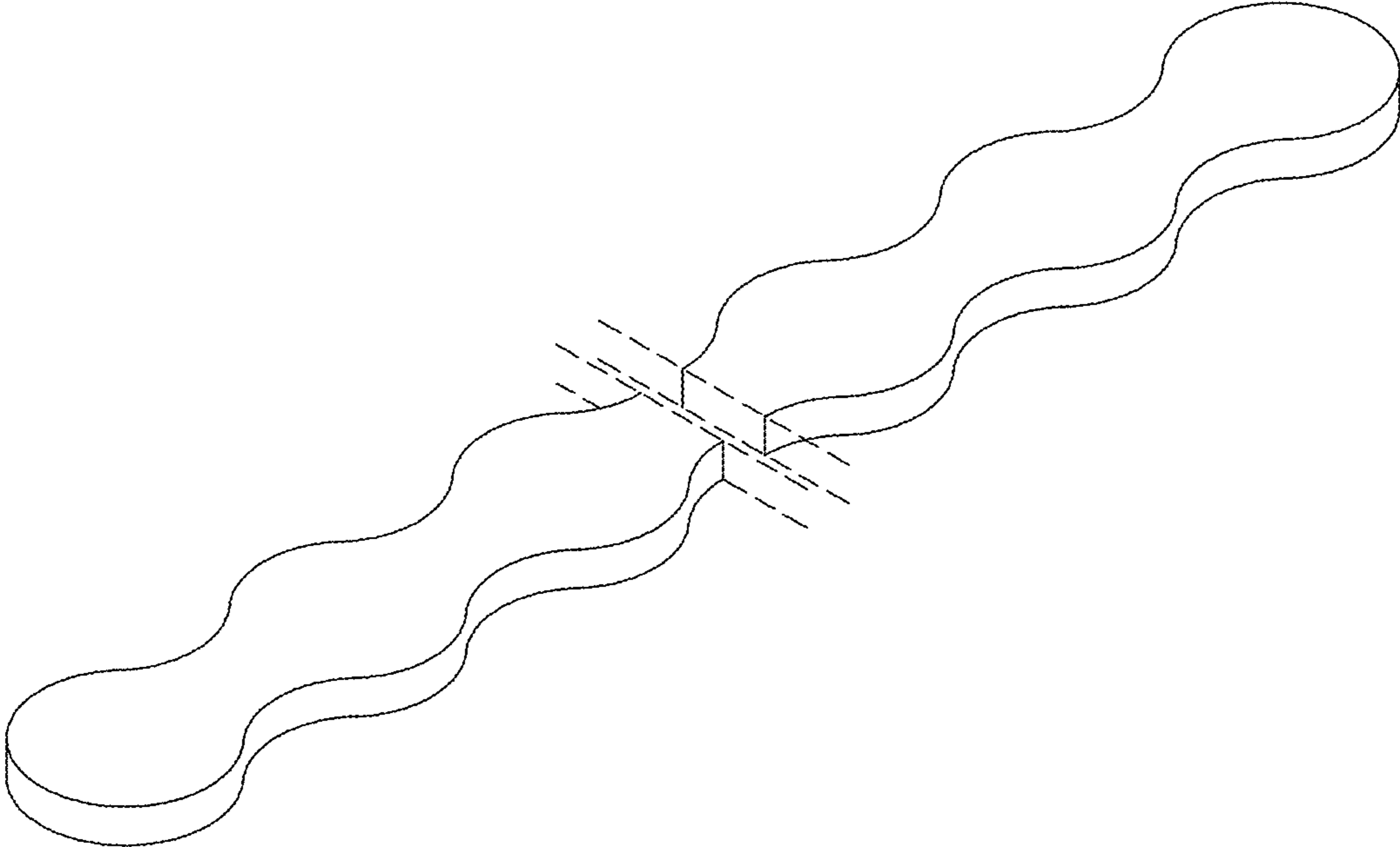


FIG. 1

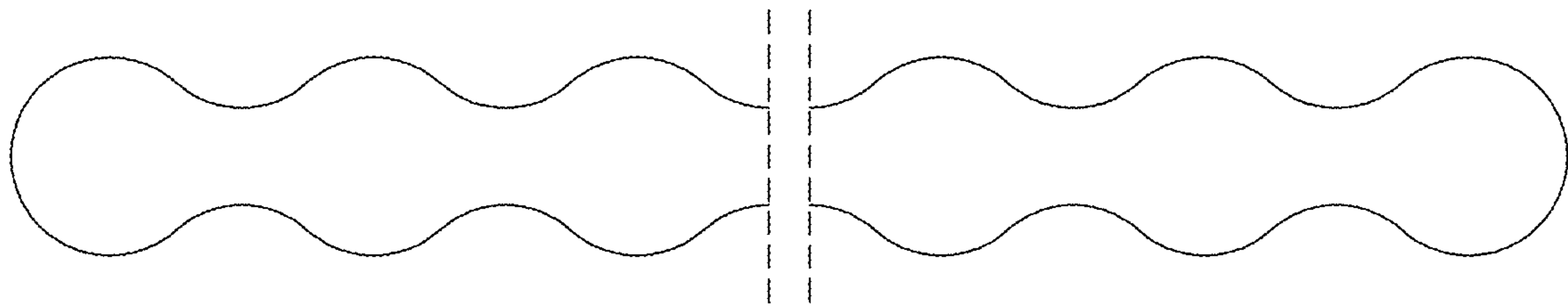


FIG. 2

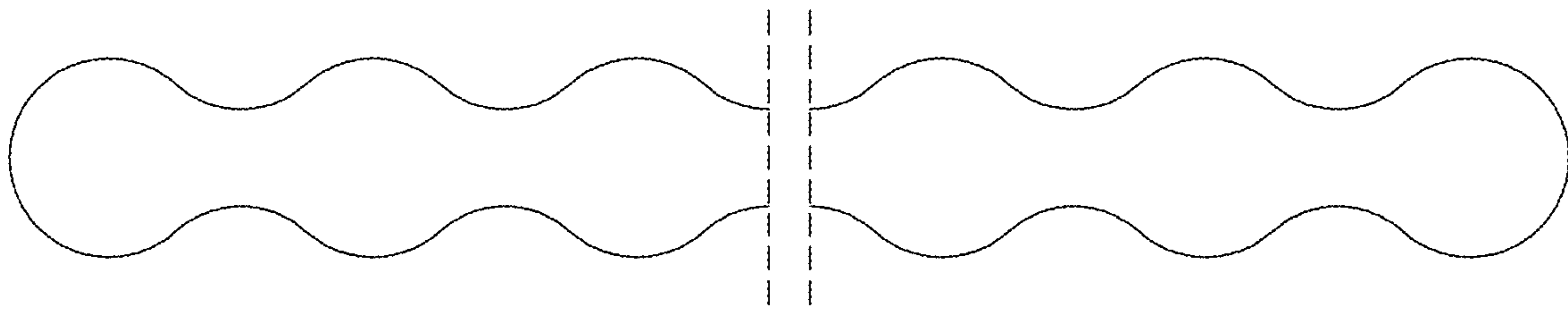


FIG. 3

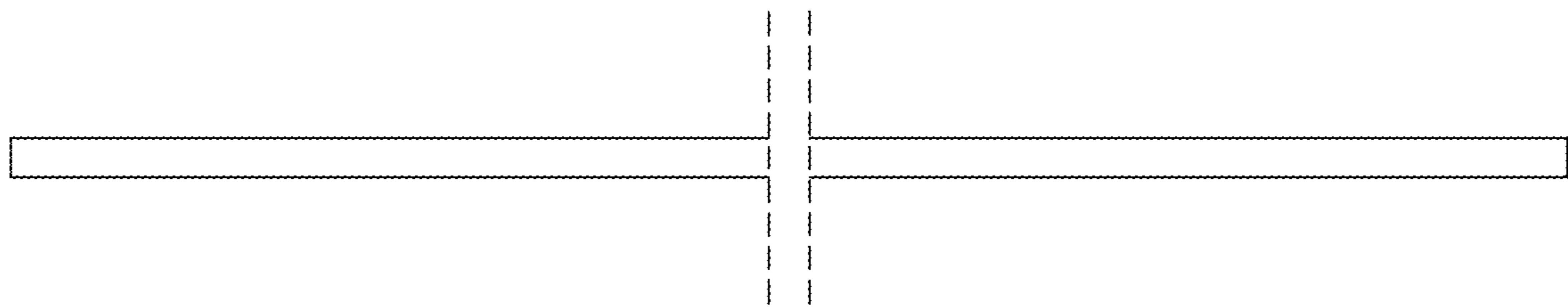


FIG. 4

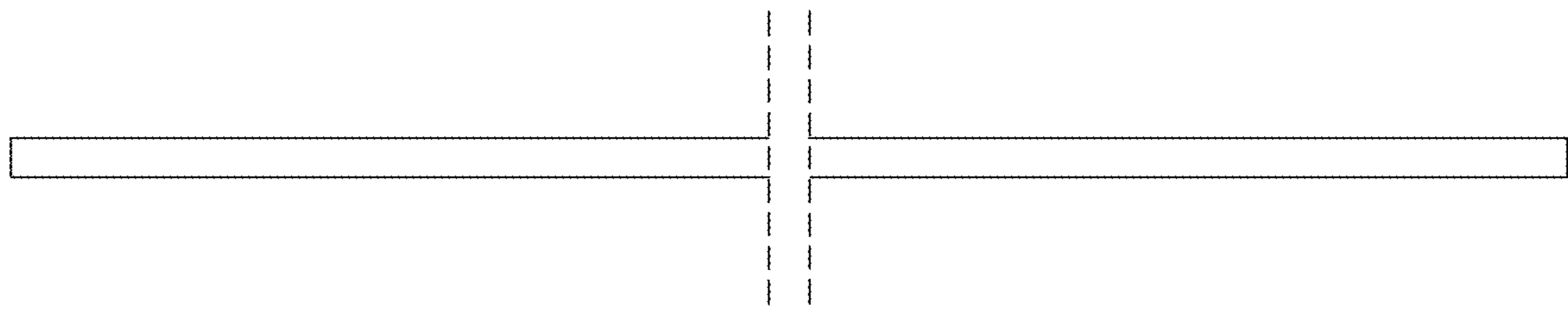


FIG. 5




FIG. 6



FIG. 7

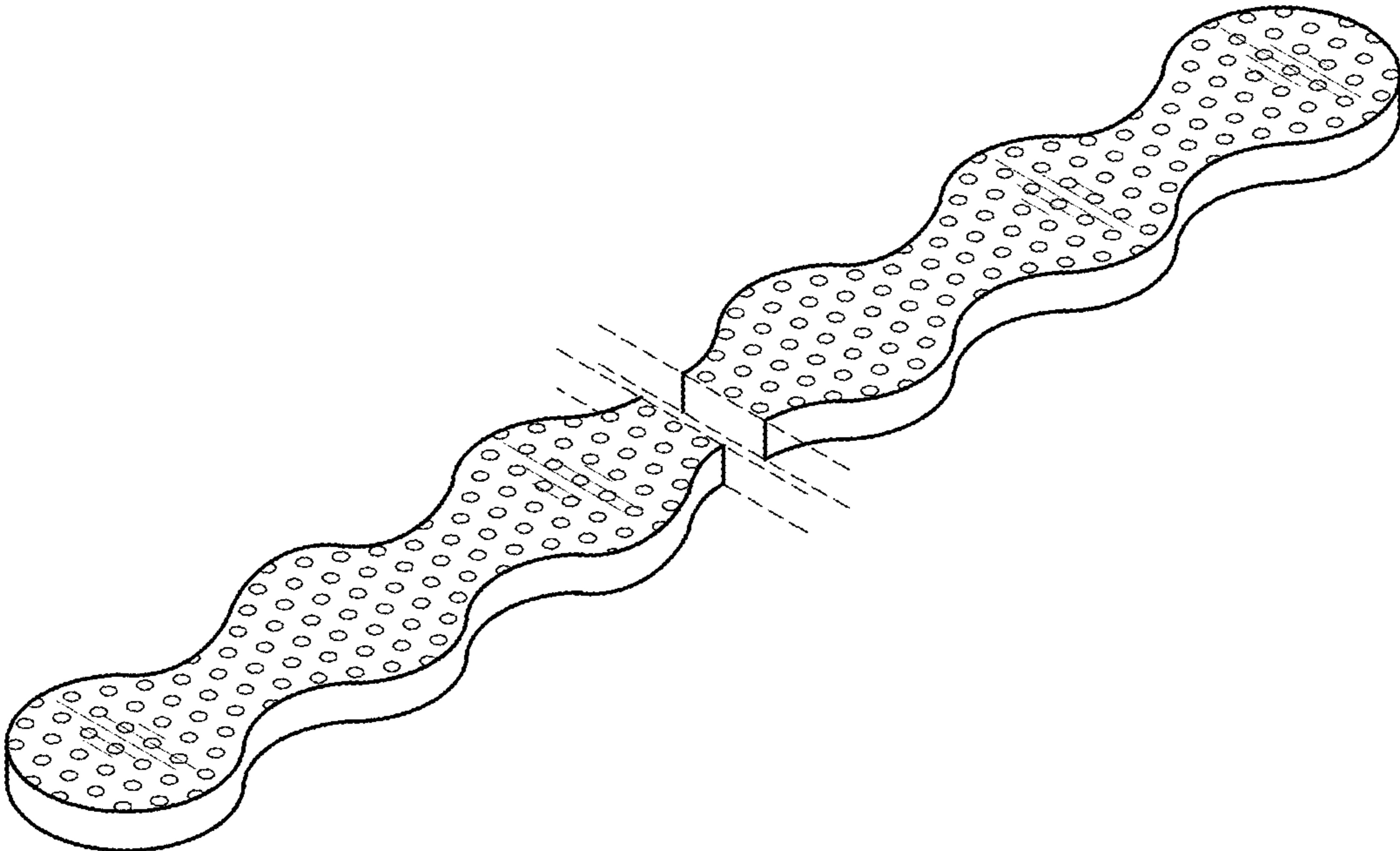


FIG. 8

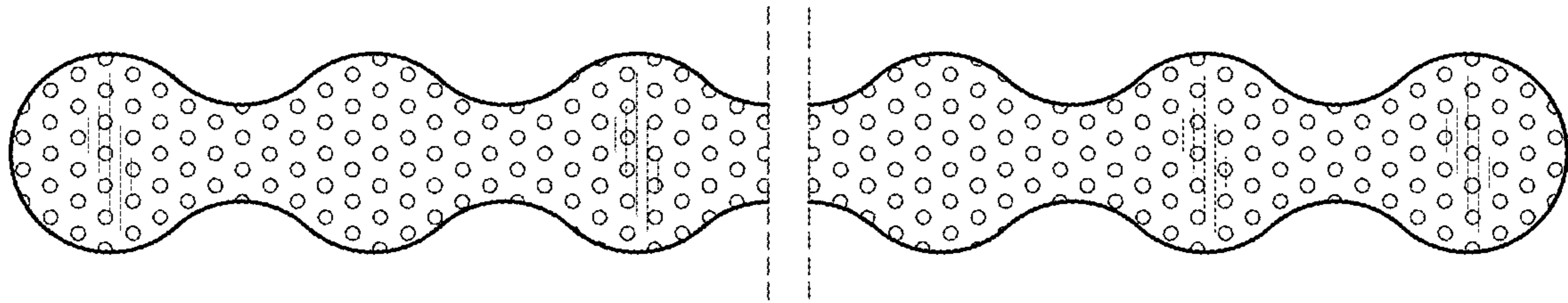


FIG. 9

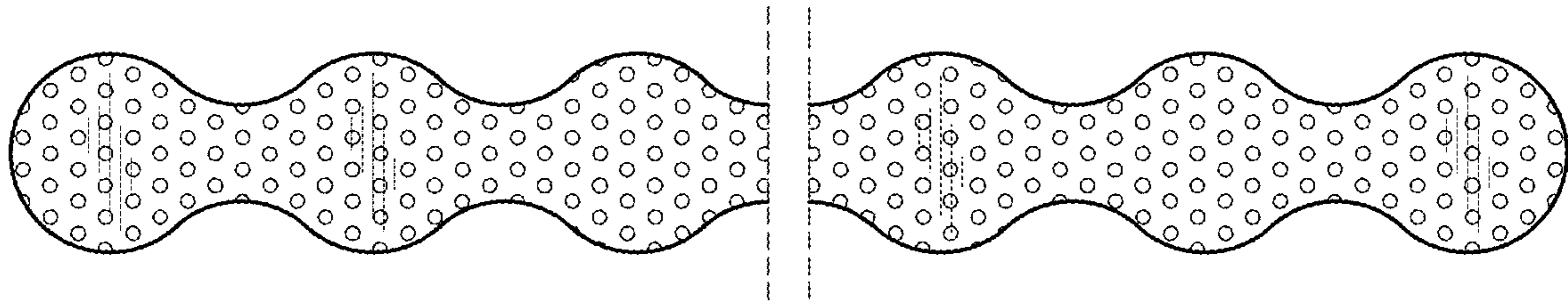


FIG. 10

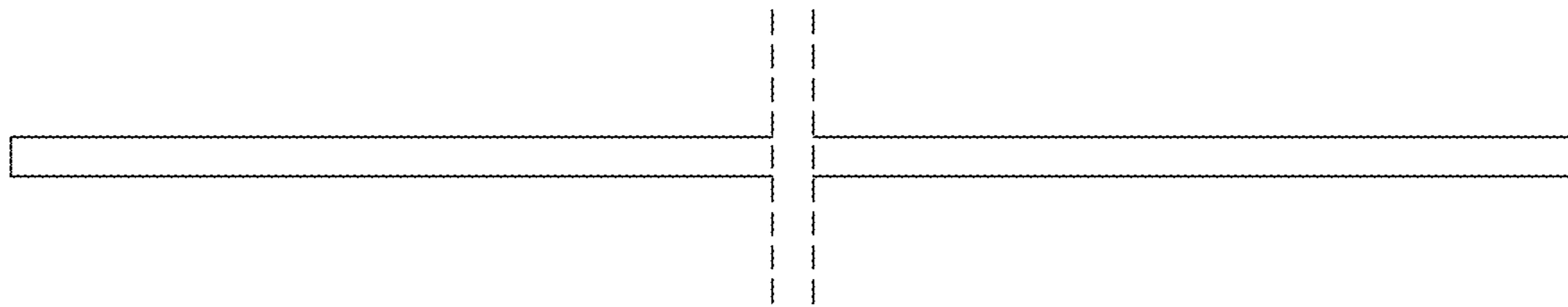


FIG. 11

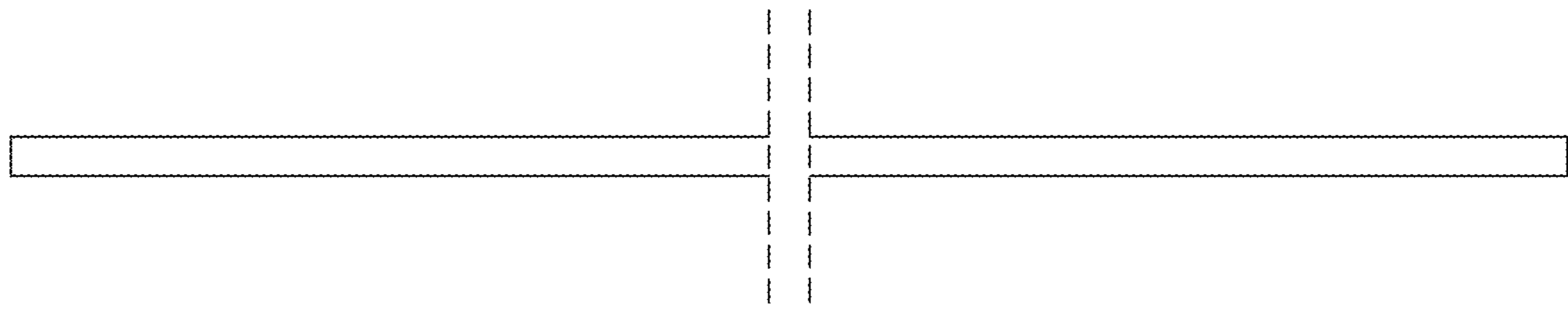


FIG. 12




FIG. 13



FIG. 14