



US00D914180S

(12) **United States Design Patent** (10) **Patent No.:** **US D914,180 S**
Skillman (45) **Date of Patent:** **** Mar. 23, 2021**

(54) **FIRE PIT BOOT**

D804,787 S * 12/2017 Haddock D2/946
D874,120 S * 2/2020 Lovell D2/970
D880,114 S * 4/2020 Jacobsen D2/910

(71) Applicant: **Matthew Skillman**, Boardman, OH
(US)

(72) Inventor: **Matthew Skillman**, Boardman, OH
(US)

(**) Term: **15 Years**

(21) Appl. No.: **29/743,550**

(22) Filed: **Jul. 22, 2020**

OTHER PUBLICATIONS

Christmas stocking, Reviewed Dec. 29, 2015[online], [site visited Jun. 6, 2020]. Available from internet, URL:<https://www.walmart.com/ip/18-5-Tan-and-Camouflage-Embroidered-Western-Cowboy-Boot-Decorative-Christmas-Stocking/47826103> (Year: 2015).* "18.5" Tan and Camouflage Embroidered Western Cowboy Boot Decorative Christmas Stocking—Walmart.com" https://www.walmart.com/ip/18-5-Tan-and-Camouflage-Embroidered-Western-Cowboy-Boot-Decorative-Christmas-Stocking/47826103; Jun. 6, 2020; 7 pages.

* cited by examiner

Primary Examiner — Barbara Fox

Assistant Examiner — Jamaal Rasheed

(74) *Attorney, Agent, or Firm* — Emerson, Thomson & Bennett, LLC; Roger D. Emerson

Related U.S. Application Data

(62) Division of application No. 29/683,448, filed on Mar. 13, 2019.

(51) **LOC (13) Cl.** **23-01**

(52) **U.S. Cl.**
USPC **D23/343**

(58) **Field of Classification Search**
USPC D23/342–344; D7/332, 334; D2/273,
D2/910, 912, 970

CPC F24C 7/00; F21S 10/04; F24B 1/18
See application file for complete search history.

(57) **CLAIM**

The ornamental design for a fire pit boot, as shown and described.

DESCRIPTION

FIG. 1 is a front view of a fire pit boot showing the new design;

FIG. 2 is a back view of the fire pit boot;

FIG. 3 is a front perspective view of the fire pit boot;

FIG. 4 is a back perspective view of the fire pit boot;

FIG. 5 is a second side view of the fire pit boot; and,

FIG. 6 is a first side view of the fire pit boot.

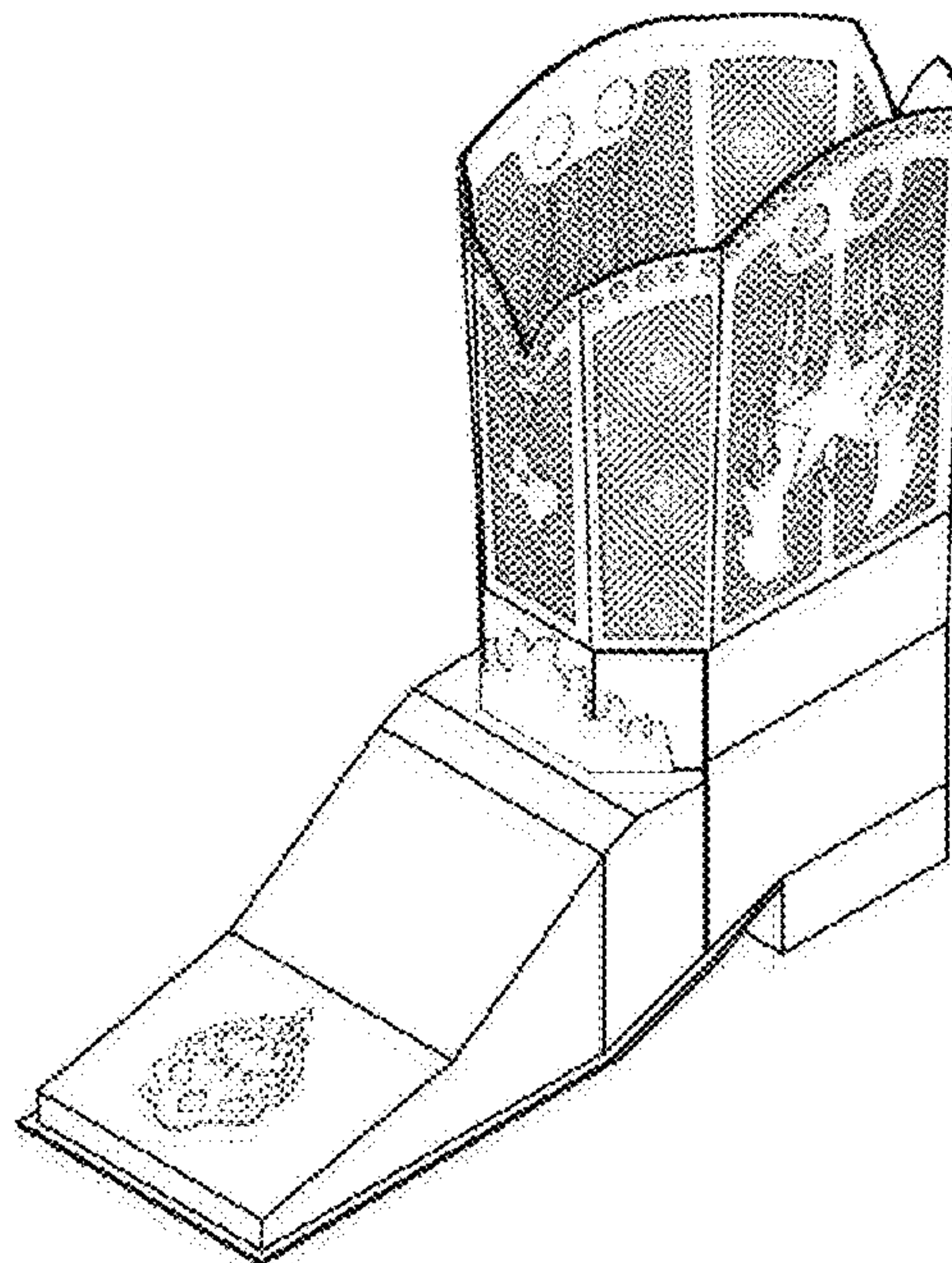
The broken lines depict portions of the fire pit boot that form no part of the claimed design.

(56) **References Cited**

U.S. PATENT DOCUMENTS

D165,214 S * 11/1951 Baker D2/899
D193,766 S * 10/1962 Cohn D2/910
D244,492 S * 5/1977 Schonbrun D2/910
D318,547 S * 7/1991 Manchester D34/4
D377,409 S * 1/1997 Flores D2/910
D388,277 S * 12/1997 Scroggins D7/332
D426,942 S * 6/2000 Doubleday D2/897
D691,064 S * 10/2013 Dubow D11/157
D752,323 S * 3/2016 Holt D2/912

1 Claim, 6 Drawing Sheets






FIG. 1

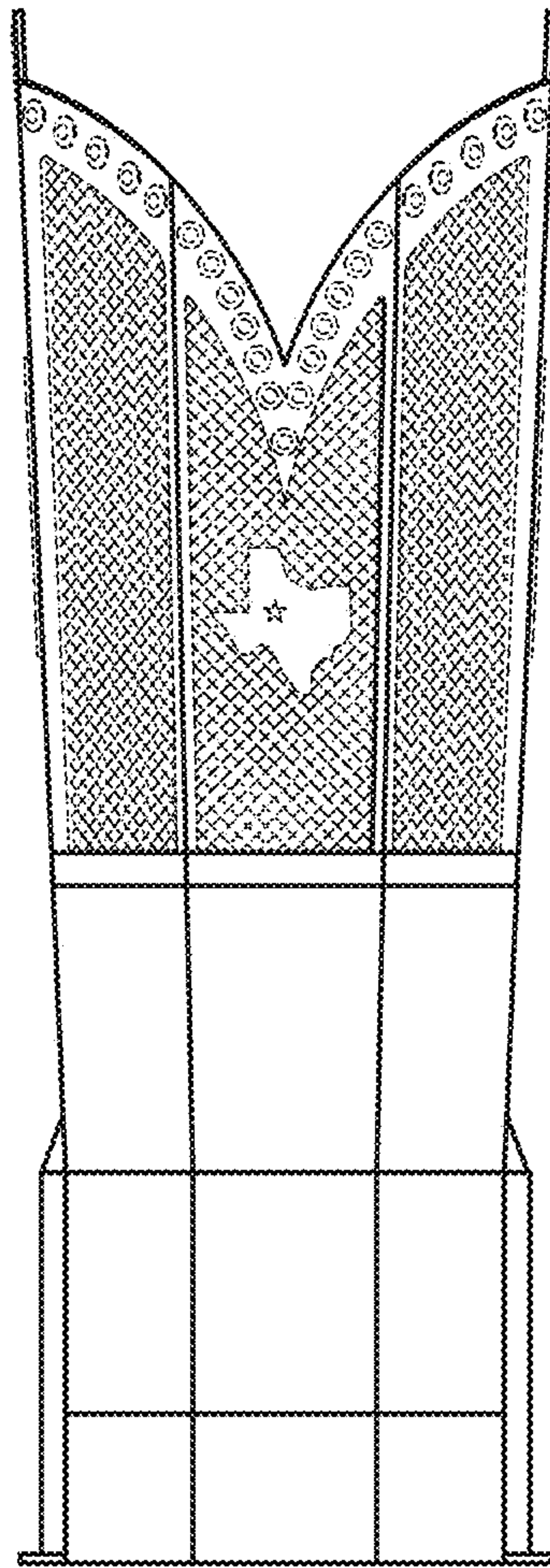


FIG. 2

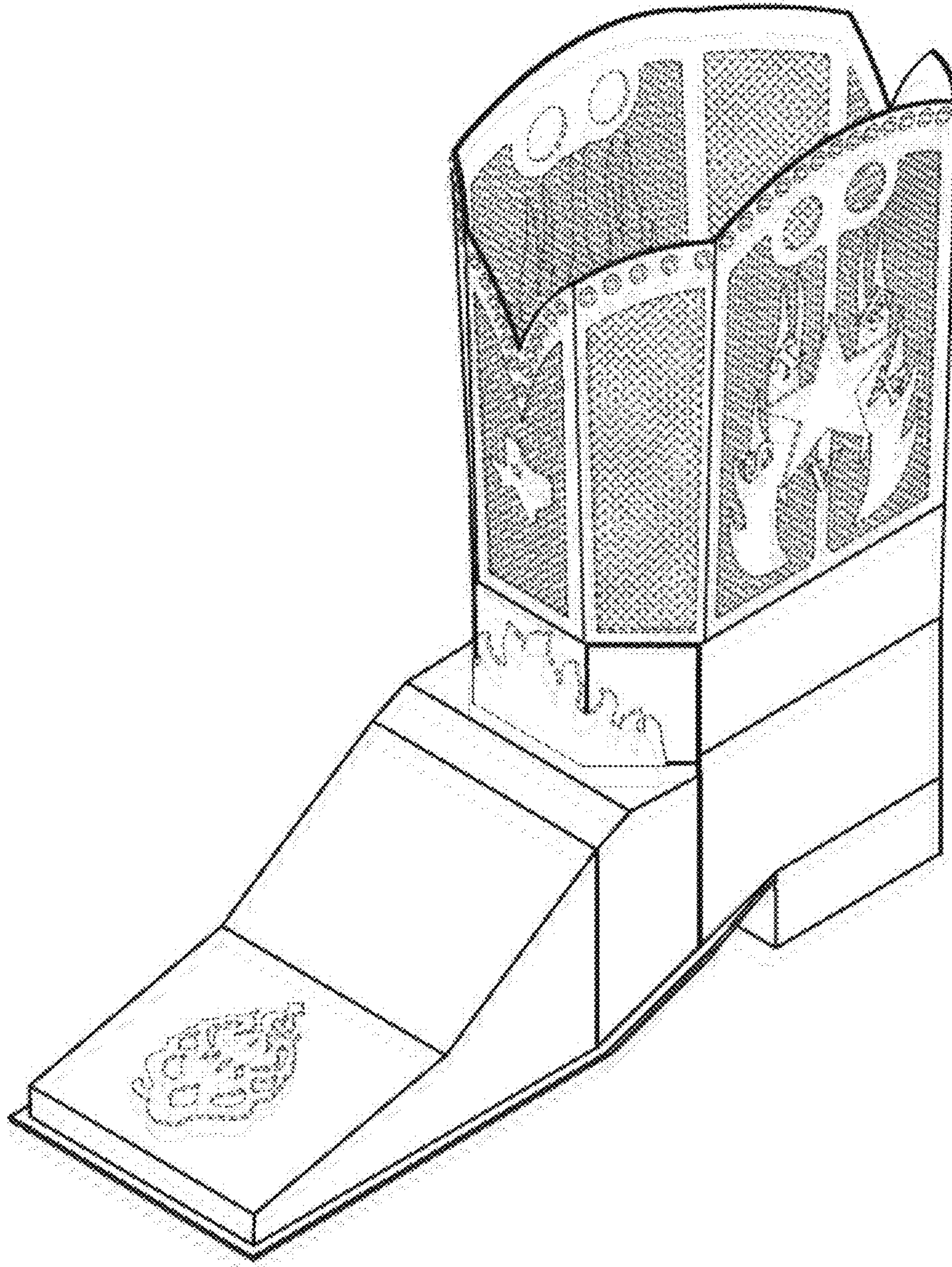


FIG. 3

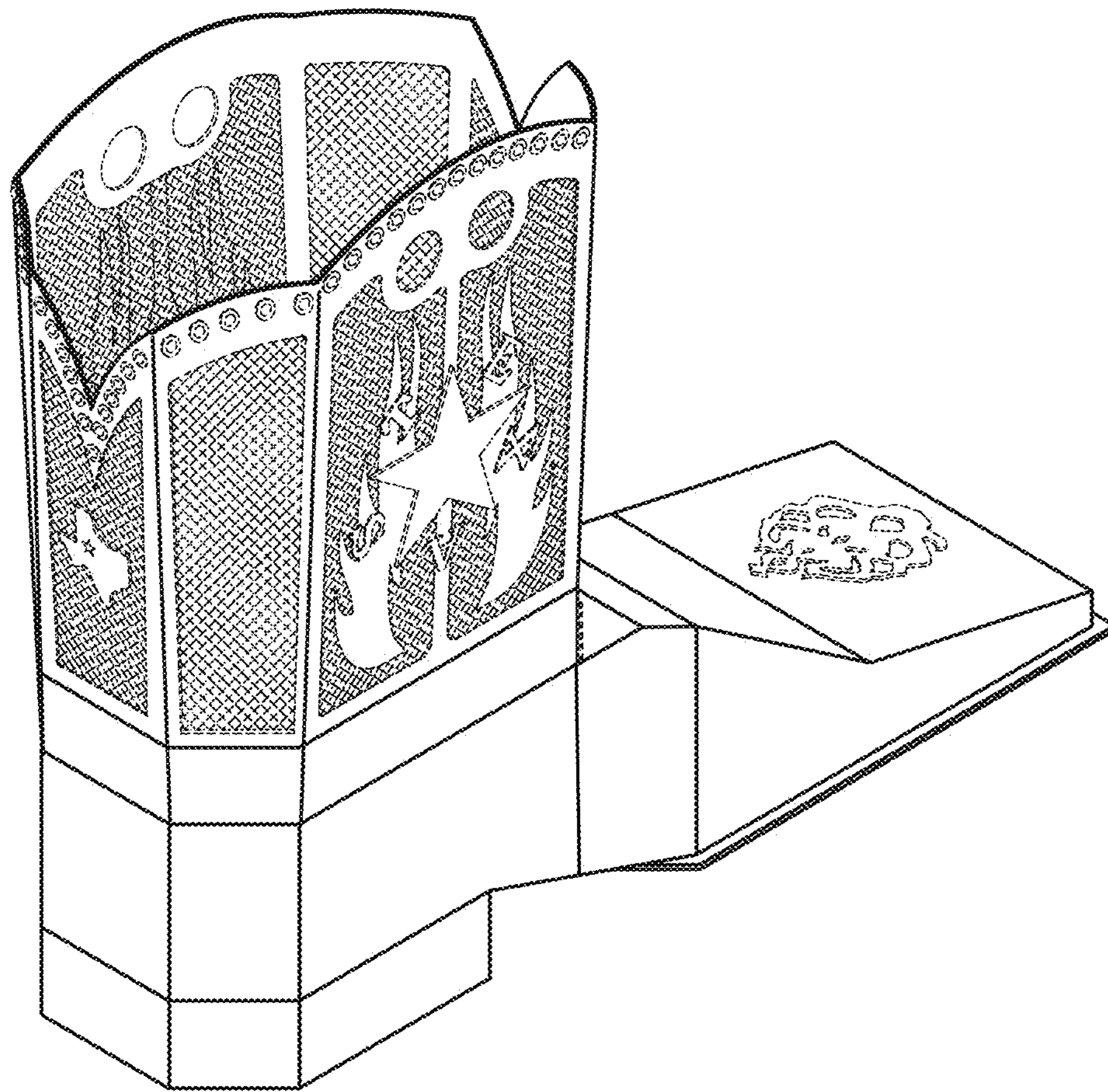


FIG. 4

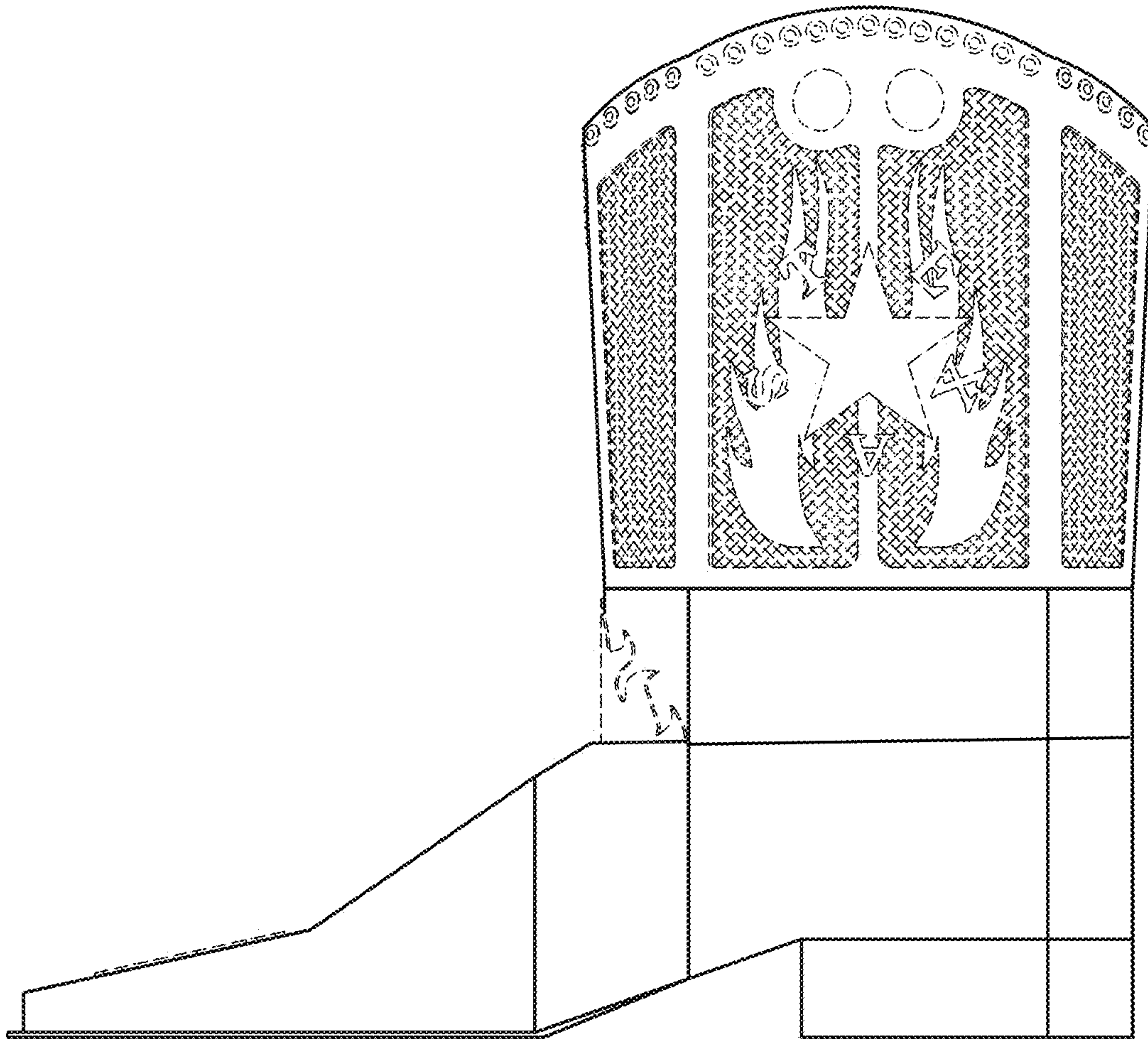


FIG. 5

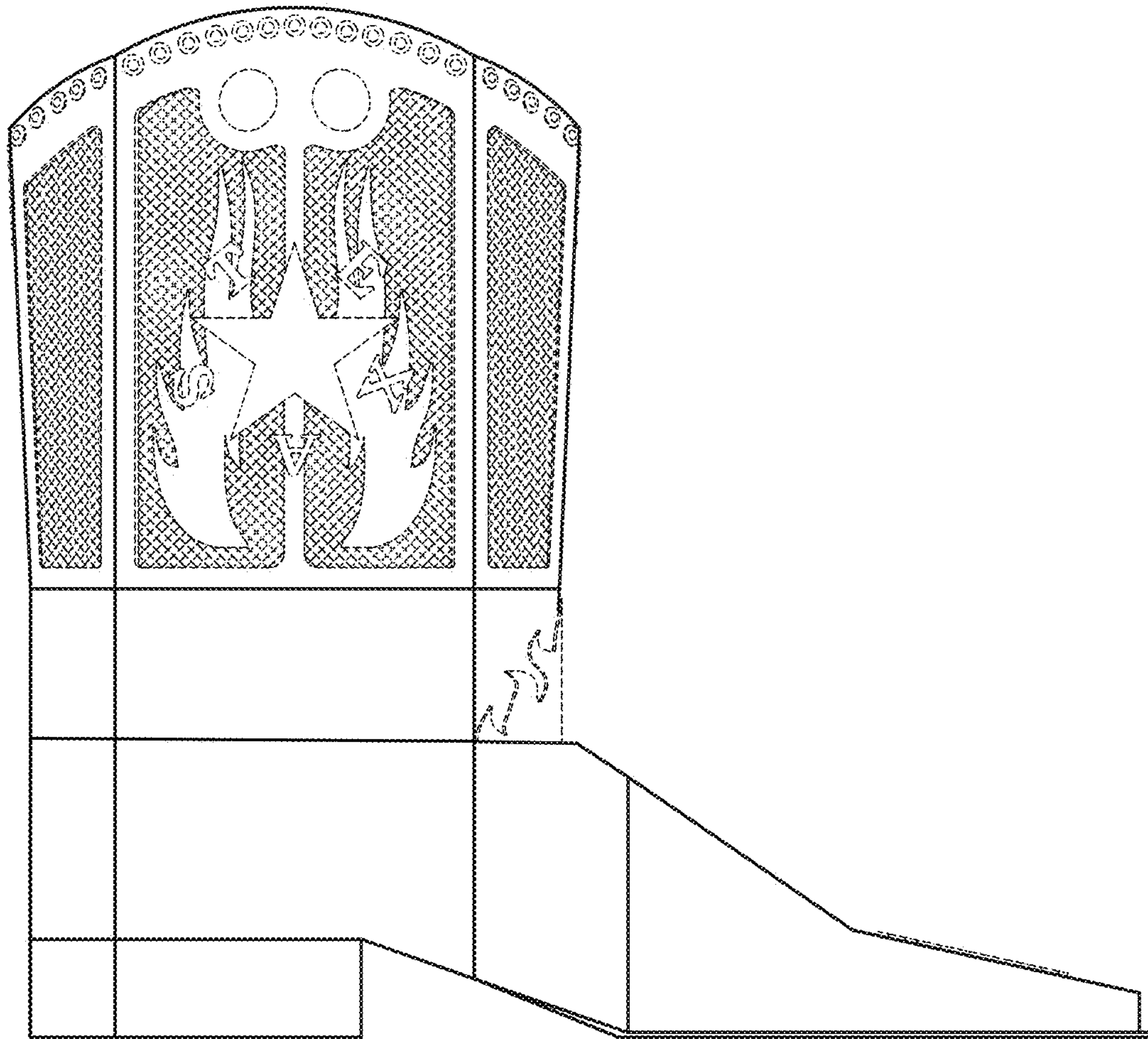


FIG. 6