



US00D914130S

(12) **United States Design Patent** (10) **Patent No.:** **US D914,130 S**  
**Janes** (45) **Date of Patent:** **\*\* Mar. 23, 2021**

(54) **HANGING GAFF TOOL**

(71) Applicant: **William Sylvester Janes**, Louisville, KY (US)

(72) Inventor: **William Sylvester Janes**, Louisville, KY (US)

(\*\*) Term: **15 Years**

(21) Appl. No.: **29/714,108**

(22) Filed: **Nov. 21, 2019**

(51) **LOC (13) Cl.** ..... **22-05**

(52) **U.S. Cl.**  
USPC ..... **D22/149**

(58) **Field of Classification Search**  
USPC ..... D22/134, 144, 149-150; 43/5, 17, 19.2, 43/21.2; 294/26, 82.17, 104; D11/181; 52/94  
CPC ..... A01K 91/065; A01K 97/00; A01K 97/10; A01K 97/14

See application file for complete search history.

(56) **References Cited**

**U.S. PATENT DOCUMENTS**

2,393,090	A *	1/1946	Davidson	.....	A01K 97/10 43/21.2
2,759,758	A *	8/1956	Yancey	.....	A01K 97/14 294/104
D238,873	S *	2/1976	West	.....	D22/134
D337,808	S *	7/1993	Parker	.....	D22/134
D403,617	S *	1/1999	Zeese	.....	D11/181
D487,566	S *	3/2004	Oliveras	.....	D11/166
D878,514	S *	3/2020	Viola	.....	D22/134
D888,885	S *	6/2020	Vesich	.....	D22/149
2011/0107652	A1 *	5/2011	Getzinger	.....	A01K 91/065 43/19.2

**OTHER PUBLICATIONS**

Quick Release Gaff Holder, boatoutfitters.com/quick-release-gaff-holder (Year: 2018).\*

\* cited by examiner

*Primary Examiner* — Catherine R Oliver-Garcia

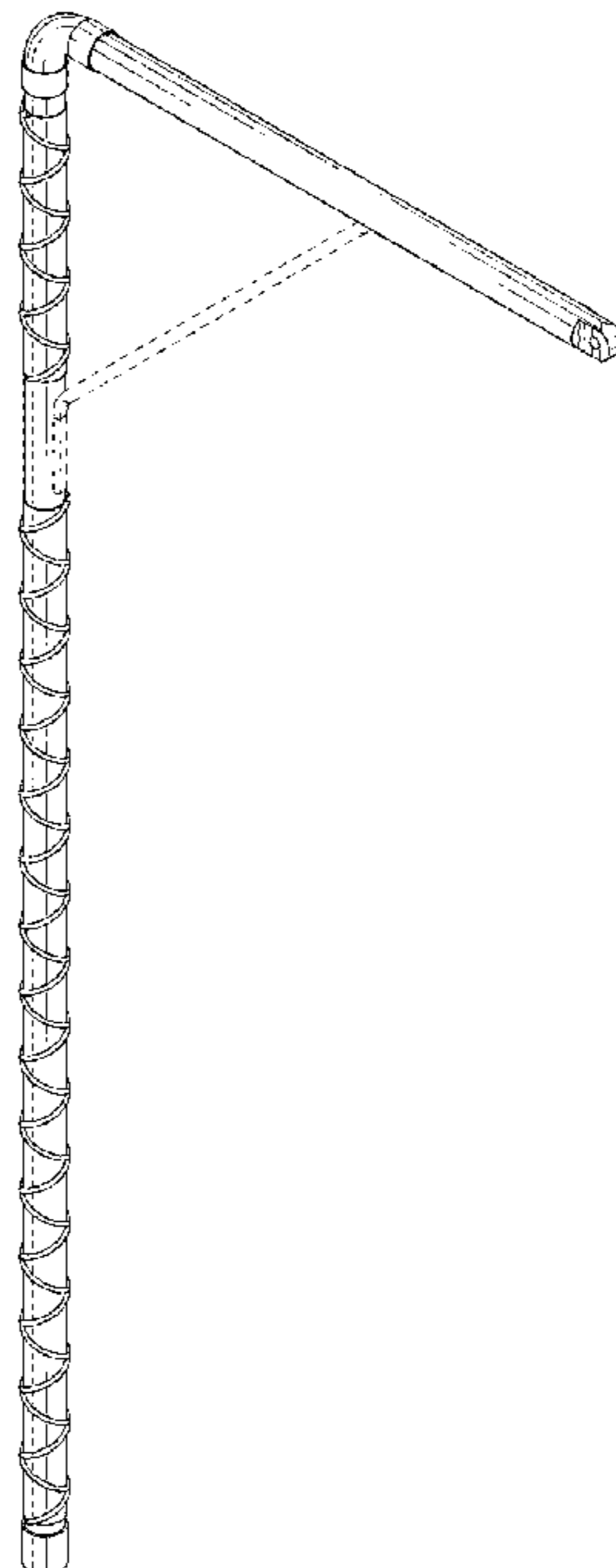
(57) **CLAIM**

The ornamental design for a hanging gaff tool, as shown and described.

**DESCRIPTION**

FIG. 1 is a top-front-left perspective view of a hanging gaff tool showing my new design;  
 FIG. 2 is a bottom-rear-right perspective view thereof;  
 FIG. 3 is a front elevational view thereof;  
 FIG. 4 is a rear elevational view thereof;  
 FIG. 5 is a right-side elevational view thereof;  
 FIG. 6 is a left-side elevational view thereof;  
 FIG. 7 is a top plan view thereof;  
 FIG. 8 is a bottom plan view thereof;  
 FIG. 9 is a detail view of area 9 in FIG. 3; and,  
 FIG. 10 is a right-side elevational view of a second embodiment of a hanging gaff tool shown broken away for indeterminate length, that being the only difference from the embodiment shown in FIGS. 1 through 9.  
 The broken line showing a support beam in FIGS. 1, 2, 3, 4, 5, 8 and 10 is included for the purpose of illustrating environmental structure and forms no part of the claimed design. Additionally, the hanging gaff tool is shown with symbolic breaks in its length. The appearance of any portion of the article between the break lines forms no part of the claimed design.

**1 Claim, 10 Drawing Sheets**






FIG. 1




FIG. 2

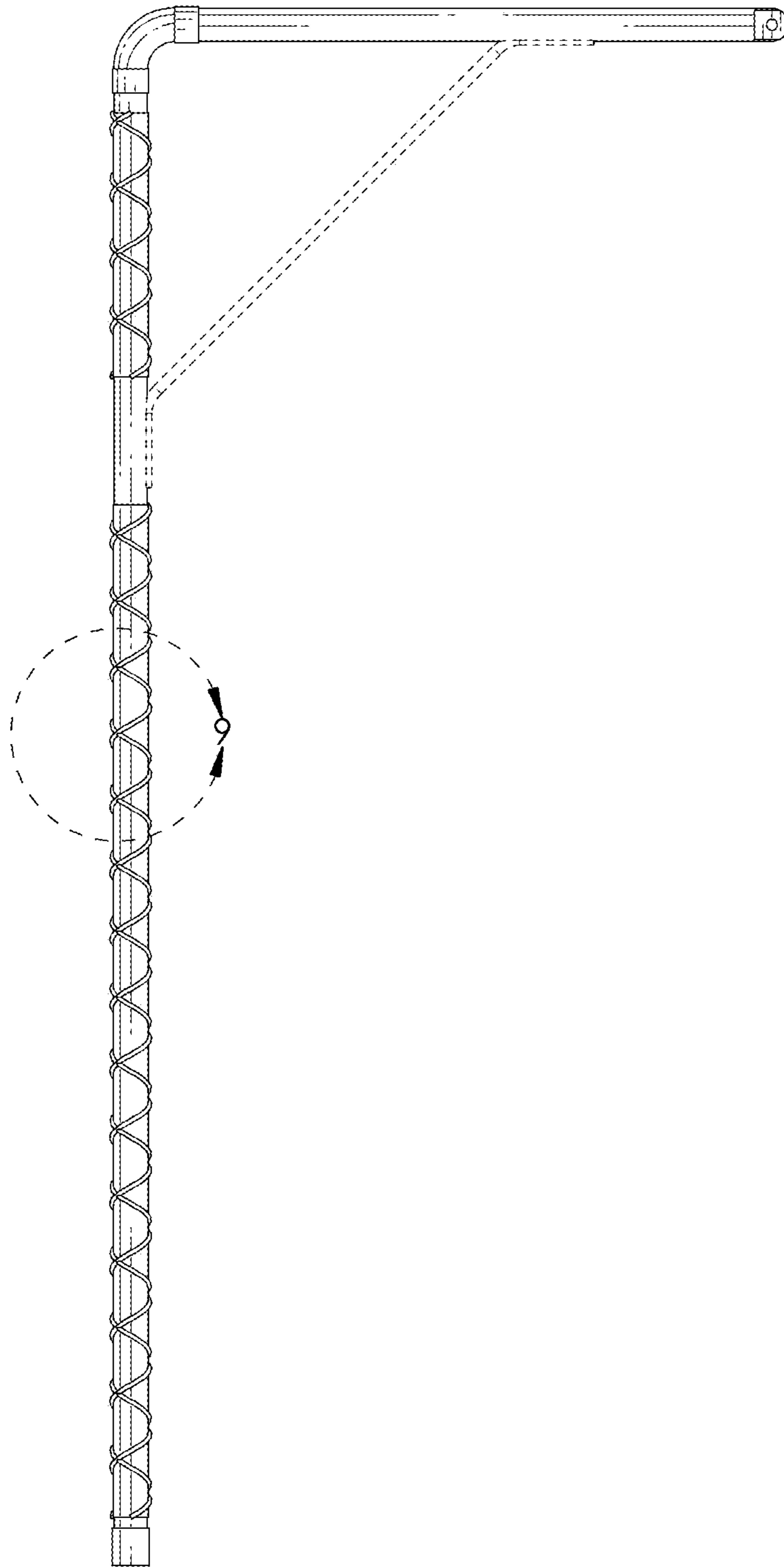


FIG. 3




FIG. 4



FIG. 5



FIG. 6

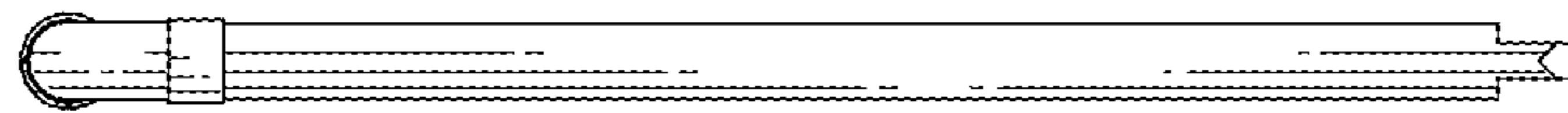


FIG. 7



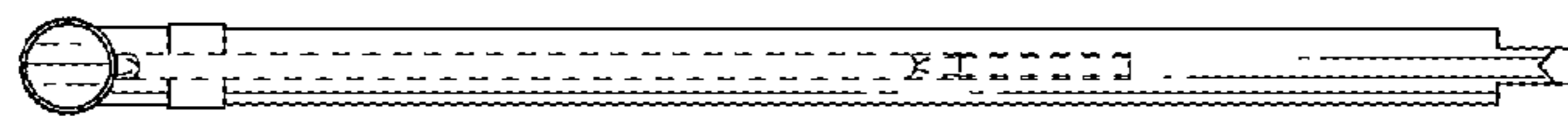


FIG. 8

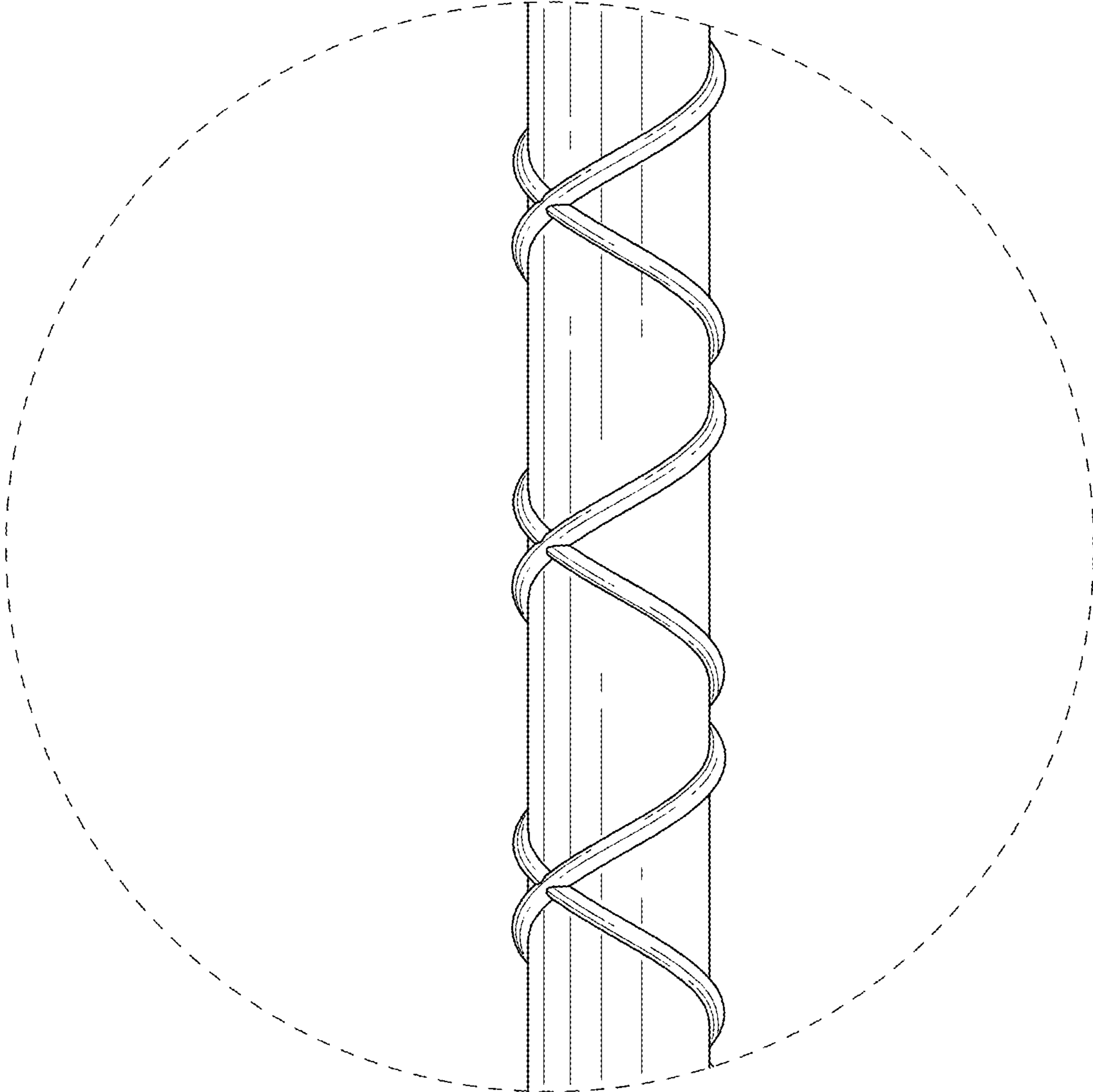


FIG. 9

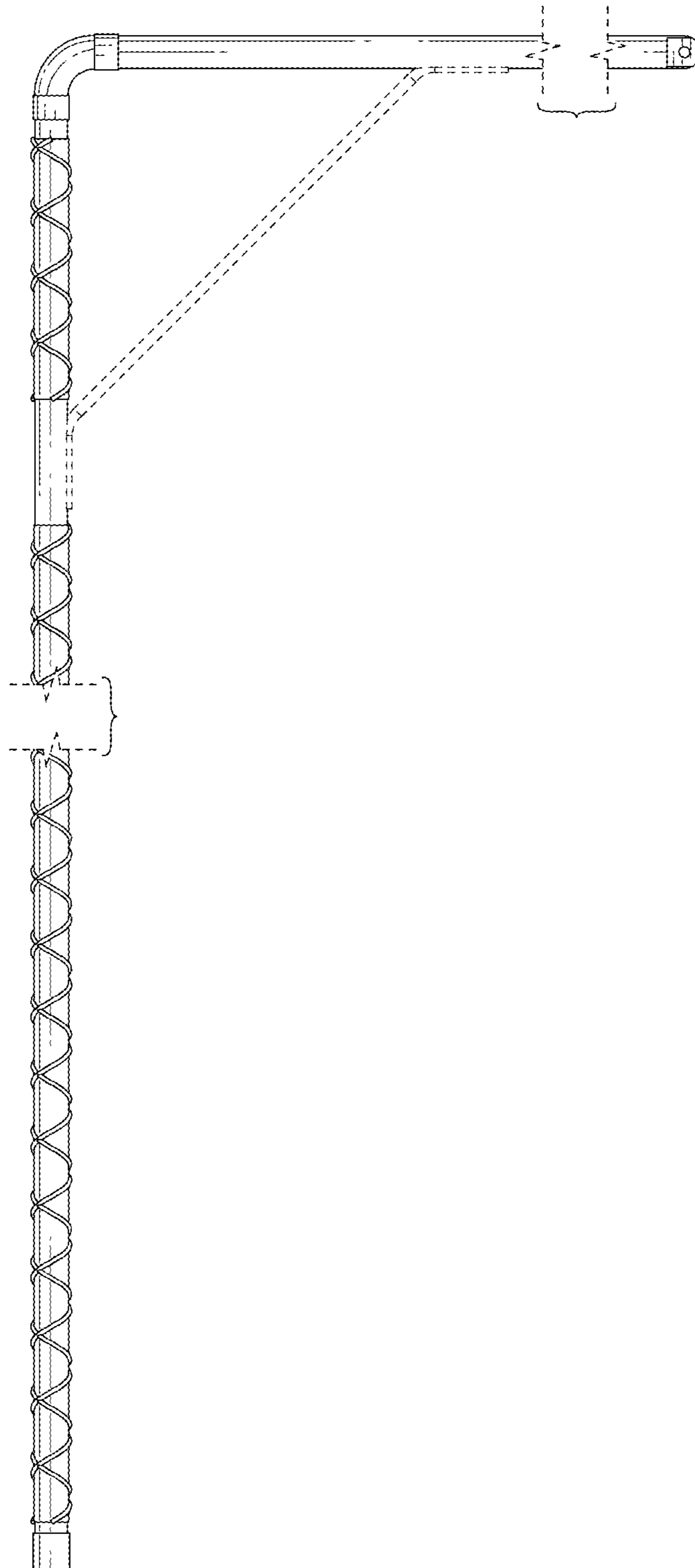


FIG. 10