



US00D914123S

(12) **United States Design Patent** (10) **Patent No.:** **US D914,123 S**
Musalo (45) **Date of Patent:** **** Mar. 23, 2021**

(54) **GOLF TRAINING APPARATUS**
(71) Applicant: **Raymond Musalo**, Manhasset, NY (US)
(72) Inventor: **Raymond Musalo**, Manhasset, NY (US)
(**) Term: **15 Years**
(21) Appl. No.: **29/758,109**
(22) Filed: **Nov. 12, 2020**
(51) **LOC (13) Cl.** **21-02**
(52) **U.S. Cl.**
USPC **D21/791; D21/792**
(58) **Field of Classification Search**
USPC D21/789, 791, 792
CPC . A63B 69/36; A63B 69/3605; A63B 69/3641; A63B 69/3661; A63B 2069/3664; A63B 69/3667; A63B 69/3623; A63B 69/3608; A63B 69/3658; A63B 69/3691; A63B 57/40
See application file for complete search history.

(56) **References Cited**

U.S. PATENT DOCUMENTS

D190,241 S *	5/1961	Miller	D21/792
D195,264 S *	5/1963	Miller	D21/792
3,843,136 A	10/1974	Buenzle		
3,992,013 A	11/1976	Golden		
4,000,905 A *	1/1977	Shirhall	A63B 69/3667 473/218
4,572,512 A	2/1986	Tegart		
D308,087 S *	5/1990	Buffey	D21/792
D335,696 S *	5/1993	Byers	D21/792
D374,053 S *	9/1996	Daniel	D21/792
D380,518 S *	7/1997	Barton	D21/791
D504,484 S *	4/2005	Loudon	D21/791
D534,233 S *	12/2006	Bullock	D21/792
D550,319 S *	9/2007	Peterson	D21/791
7,288,032 B2	10/2007	Chabala		

7,465,237 B1	12/2008	Shoemaker		
D596,260 S *	7/2009	Hall, Sr.	D21/792
7,563,171 B2	7/2009	Barz		
D632,749 S *	2/2011	Montgomery	D21/791
D670,348 S *	11/2012	Jacobson	D21/791
D711,487 S *	8/2014	Talbot	D21/791
D716,394 S *	10/2014	Pfaff	D21/791
D716,892 S *	11/2014	Schlosser	D21/792
D732,130 S *	6/2015	Covino	D21/791
D733,244 S *	6/2015	Lang	D21/791
D812,172 S *	3/2018	Herbst	D21/791

(Continued)

FOREIGN PATENT DOCUMENTS

JP	3185213 U	8/2013
KR	10-1811239 B1	12/2017

OTHER PUBLICATIONS

AliExpress, total for 12 pages, dated Oct. 6, 2020.
Primary Examiner — Mitchell I. Siegel
(74) *Attorney, Agent, or Firm* — Collard & Roe, P.C.

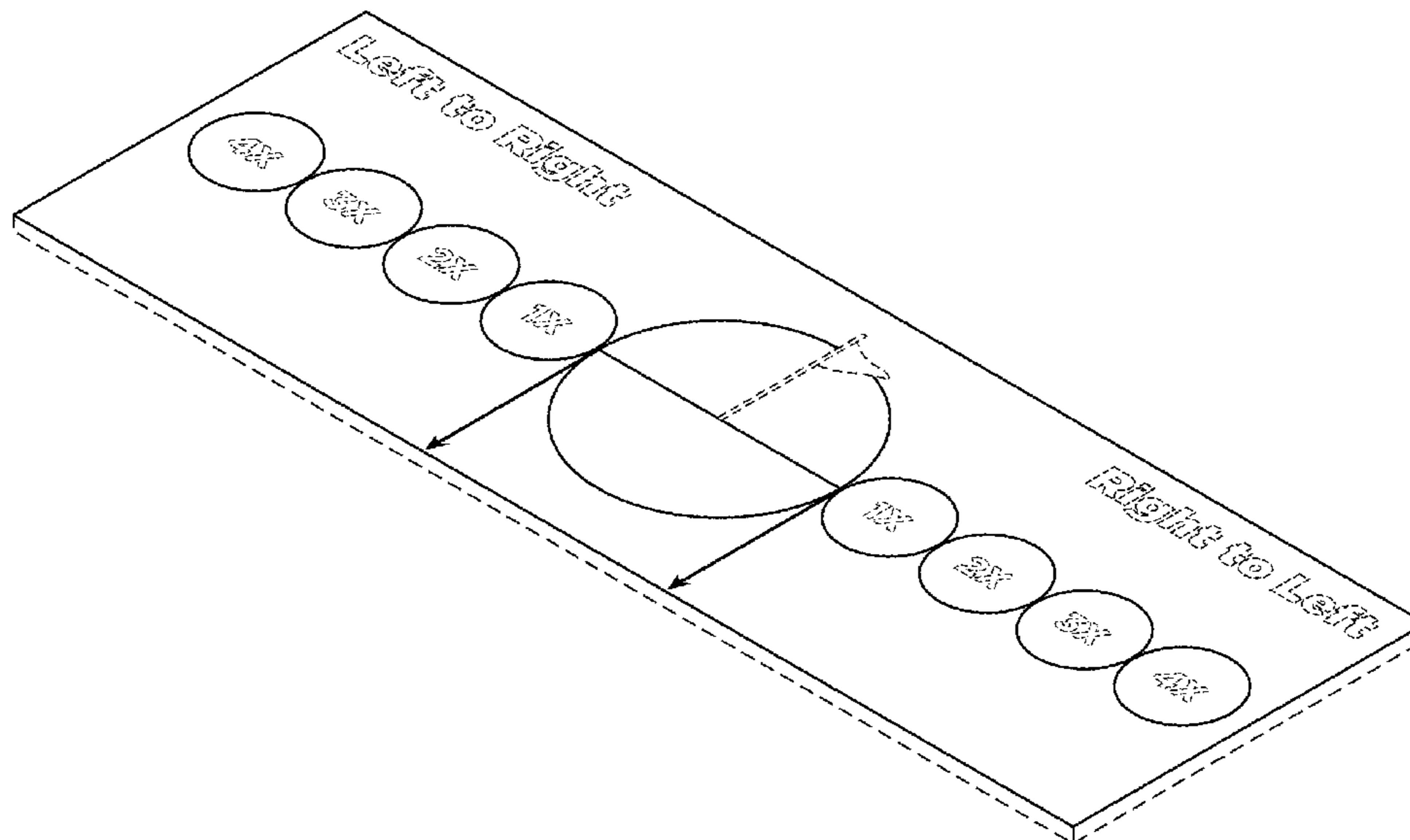
(57) **CLAIM**

The ornamental design for a golf training apparatus, as shown and described.

DESCRIPTION

FIG. 1 is a front, bottom and side perspective view of a golf training apparatus, showing my new design;
FIG. 2 is a front plan view thereof;
FIG. 3 is a bottom elevational view thereof, the undisclosed top view being identical
FIG. 4 is a side elevational view thereof, the undisclosed opposite side view being identical; and,
FIG. 5 is a rear plan view thereof.
The areas shown in broken lines depict surface ornamentation and portions of the golf training apparatus that form no part of the claimed design.

1 Claim, 3 Drawing Sheets



(56)

References Cited

U.S. PATENT DOCUMENTS

D820,372 S * 6/2018 Johnson A63B 69/3667
D21/792
D860,366 S * 9/2019 Bailey D21/792
2003/0216189 A1* 11/2003 Tiffin A63B 69/3661
473/237
2004/0142775 A1* 7/2004 Nudo A63B 69/3661
473/446
2017/0128812 A1* 5/2017 Yahnite A63B 69/3667
2019/0070478 A1* 3/2019 McCall A63B 69/3667

* cited by examiner

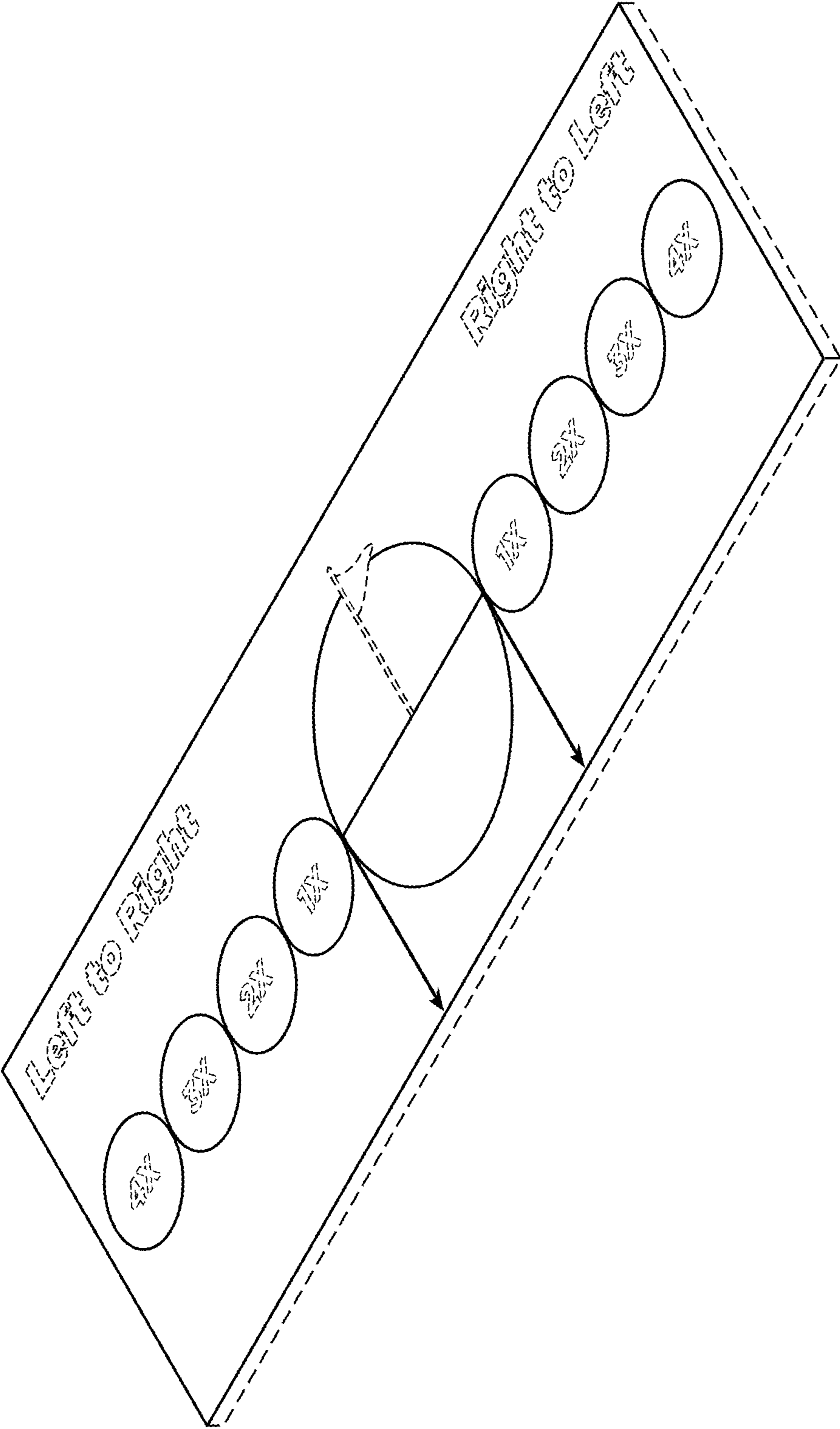


FIG. 1

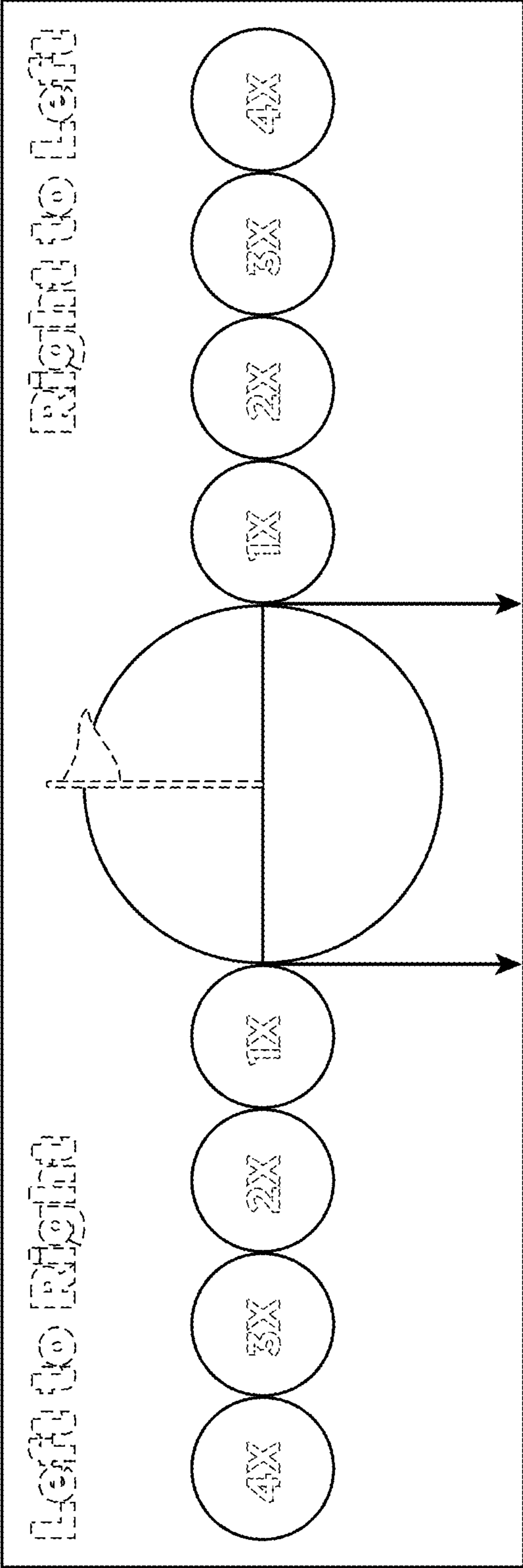


FIG. 2



FIG. 3



FIG. 4




FIG. 5