



US00D914097S

(12) **United States Design Patent**  
**Phy et al.**

(10) **Patent No.:** **US D914,097 S**  
(45) **Date of Patent:** **\*\* Mar. 23, 2021**

- (54) **PRICE TAG MOLDING**
- (71) Applicant: **Nashville Wire Products Manufacturing Company, LLC**,  
Nashville, TN (US)
- (72) Inventors: **John Nicholas Phy**, Pegram, TN (US);  
**William Jacob Johnson**, Spring Hill, TN (US); **Jammie Todd Allbert**, White Bluff, TN (US); **James Thomas Baggett**, Clarksville, TN (US)
- (73) Assignee: **Nashville Wire Products Manufacturing Company LLC**,  
Nashville, TN (US)
- (\*\*) Term: **15 Years**
- (21) Appl. No.: **29/686,036**
- (22) Filed: **Apr. 2, 2019**
- (51) **LOC (13) Cl.** ..... **20-03**
- (52) **U.S. Cl.**  
USPC ..... **D20/44**
- (58) **Field of Classification Search**  
USPC ..... D6/325, 328; D8/321, 349, 354, 355,  
D8/366, 371, 373, 380, 381, 400;  
D20/10, 42-44, 99; D25/119  
CPC ..... G09F 7/16; G09F 2007/122; G09F 13/00;  
G09F 13/04; G09F 13/06; G09F 13/18;  
G09F 13/22; G09F 13/24; G09F 13/26;  
G09F 2013/1895; G09F 15/00; B29C  
65/52; B29C 65/56; B23P 19/00; B32B  
37/02; B32B 38/00  
See application file for complete search history.

- 6,332,547 B1 12/2001 Shaw et al.
- D473,662 S \* 4/2003 Shaw ..... D25/119
- 6,898,885 B1 5/2005 Nagel
- 7,325,348 B2 2/2008 Mueller et al.
- D645,095 S \* 9/2011 Garfinkle ..... D20/44
- D853,589 S \* 7/2019 Jackson ..... D25/119
- D859,610 S \* 9/2019 Gori ..... D23/267
- D875,898 S \* 2/2020 Gori ..... D23/267
- D899,632 S \* 10/2020 Roberts ..... D25/119
- D902,693 S \* 11/2020 Freeman ..... D8/349

(Continued)

**OTHER PUBLICATIONS**

Co Pending U.S. Appl. No. 29/686,038, filed Apr. 2, 2019.  
Co Pending U.S. Appl. No. 16/372,574, filed Apr. 2, 2019.

*Primary Examiner* — Mary Ann Calabrese

*Assistant Examiner* — Catherine Ho

(74) *Attorney, Agent, or Firm* — Lucian Wayne Beavers;  
Alex H. Huffstutter; Patterson Intellectual Property Law,  
PC

(57) **CLAIM**

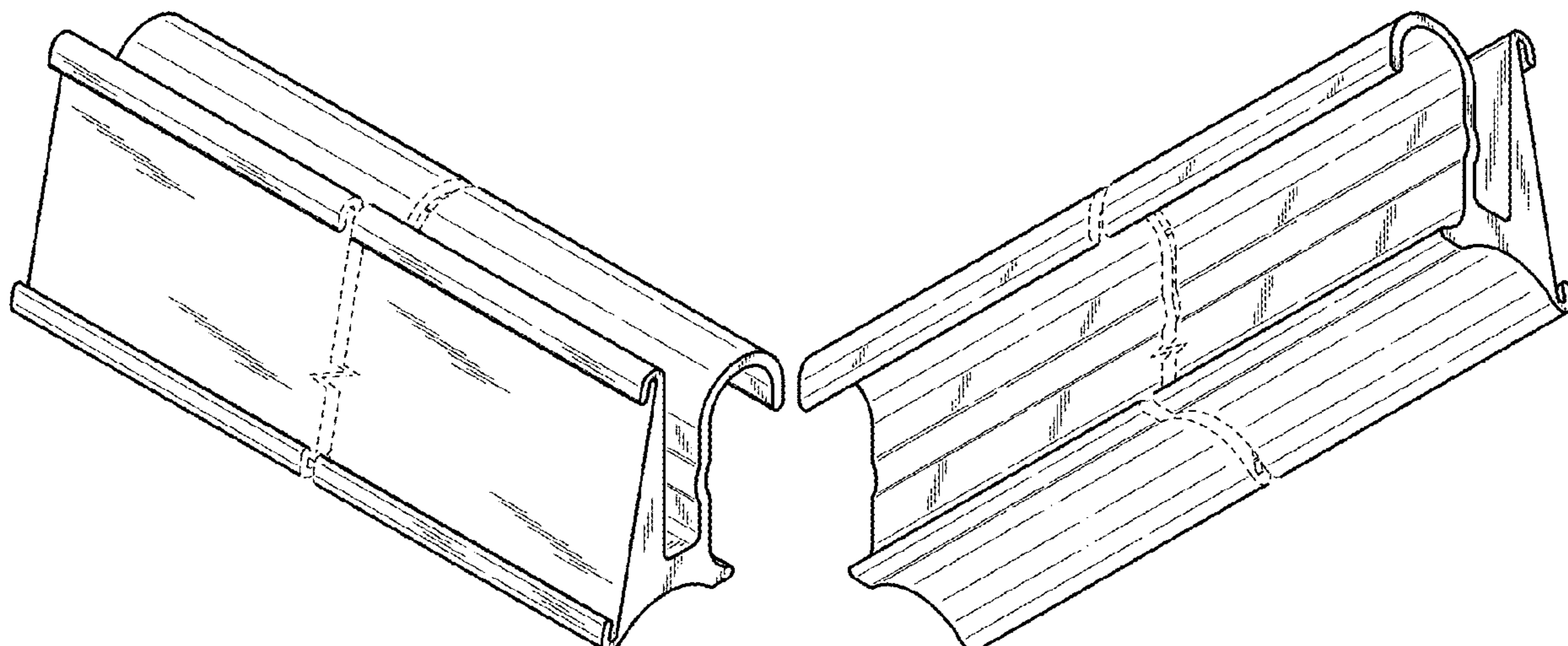
What is claimed is the ornamental design for a price tag molding, as shown and described.

**DESCRIPTION**

FIG. 1 is a front perspective view of a price tag molding, showing our new design;  
FIG. 2 is a rear perspective view thereof;  
FIG. 3 is a front elevation view thereof;  
FIG. 4 is a right side elevation view thereof, the left side elevation view being a mirror image thereof;  
FIG. 5 is a top plan view thereof;  
FIG. 6 is a bottom plan view thereof; and,  
FIG. 7 is a rear elevation view thereof.  
The broken line portion of the drawings show a symbolic break that forms no part of the claimed design. The article is shown with a symbolic break in its length. The appearance of any portion of the article between the break lines forms no part of the claimed design.

**1 Claim, 2 Drawing Sheets**

- (56) **References Cited**  
U.S. PATENT DOCUMENTS  
D141,048 S \* 5/1945 Ketchum, Jr. .... D25/119  
D141,049 S \* 5/1945 Ketchum, Jr. .... D25/119  
D141,050 S \* 5/1945 Ketchum, Jr. .... D25/119  
D201,673 S \* 7/1965 Stevens ..... D25/119



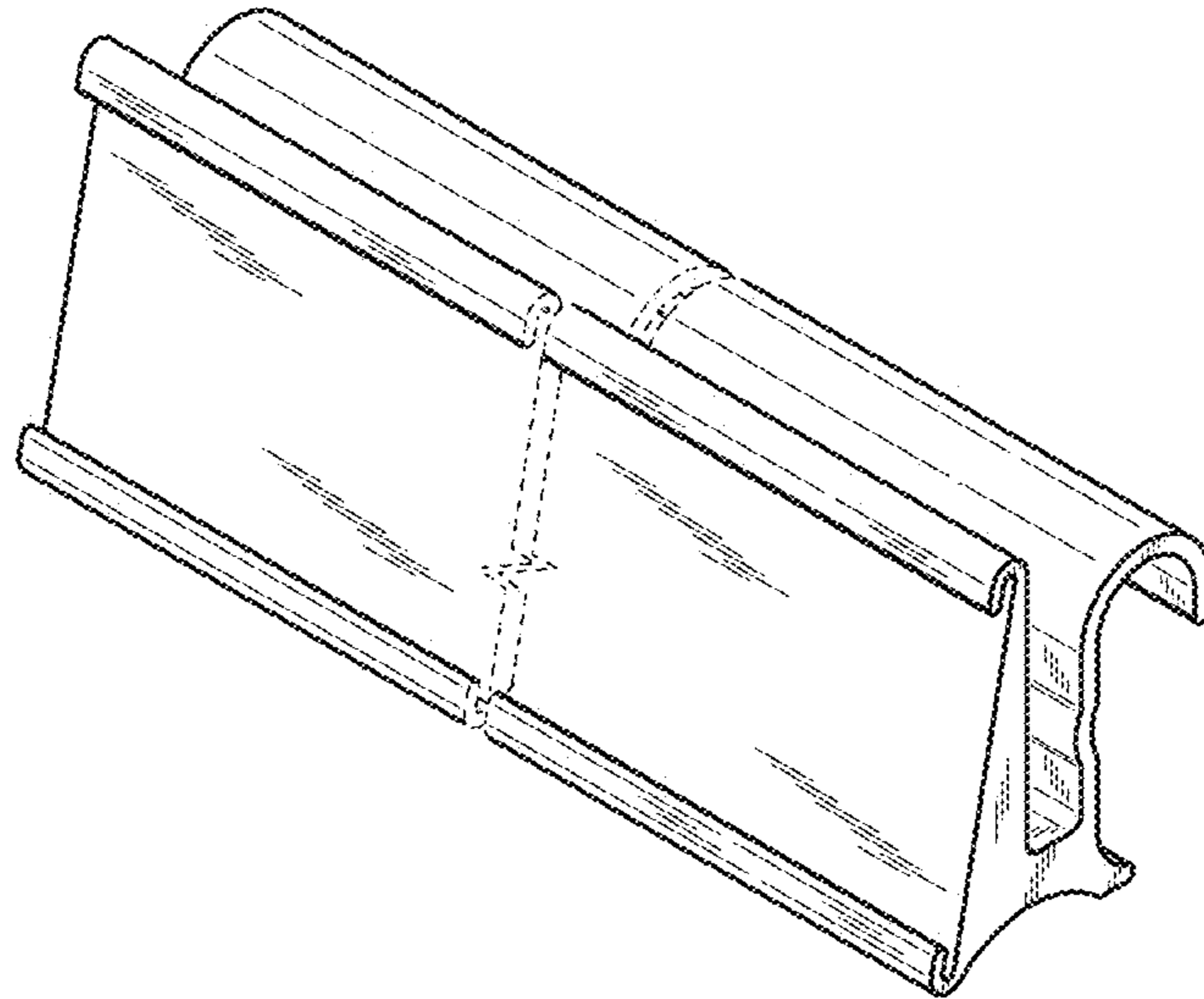
(56)

**References Cited**

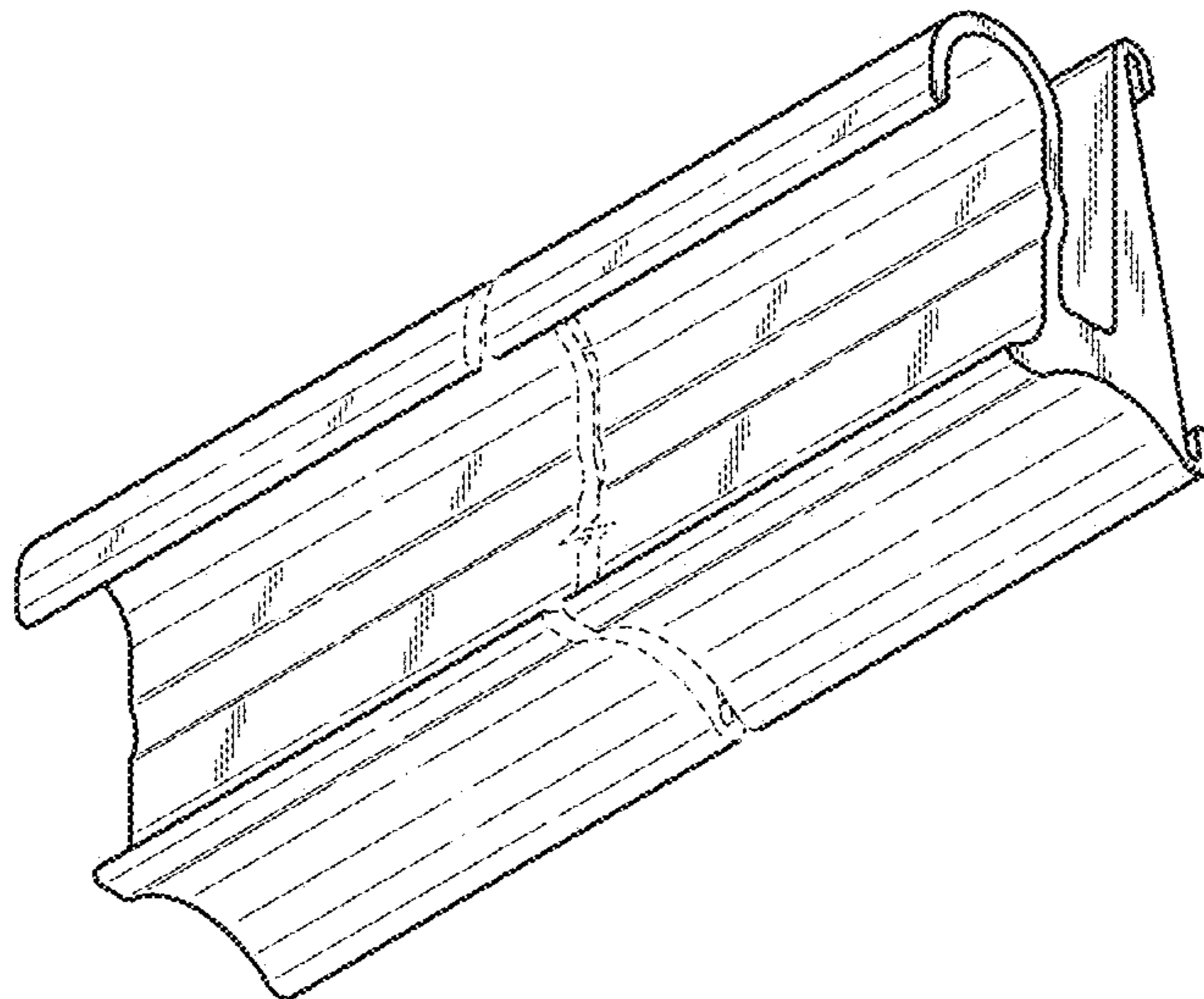
U.S. PATENT DOCUMENTS

2005/0133676 A1\* 6/2005 Brinkman ..... A47F 5/0869  
248/223.41  
2008/0016740 A1 1/2008 Mitten et al.

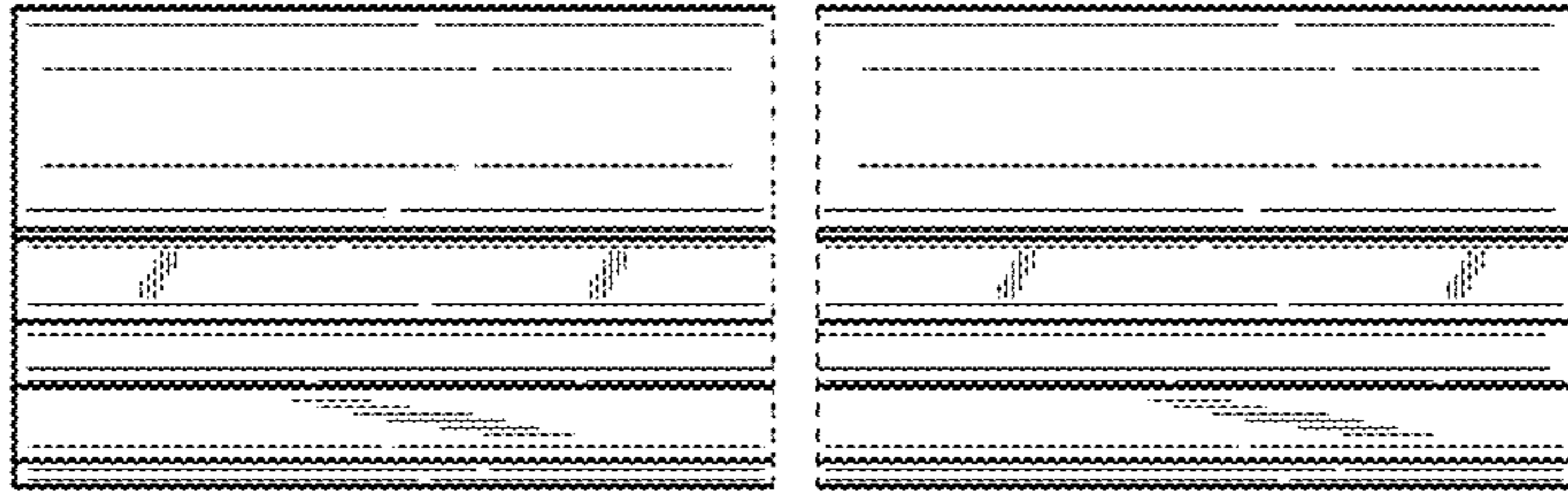
\* cited by examiner



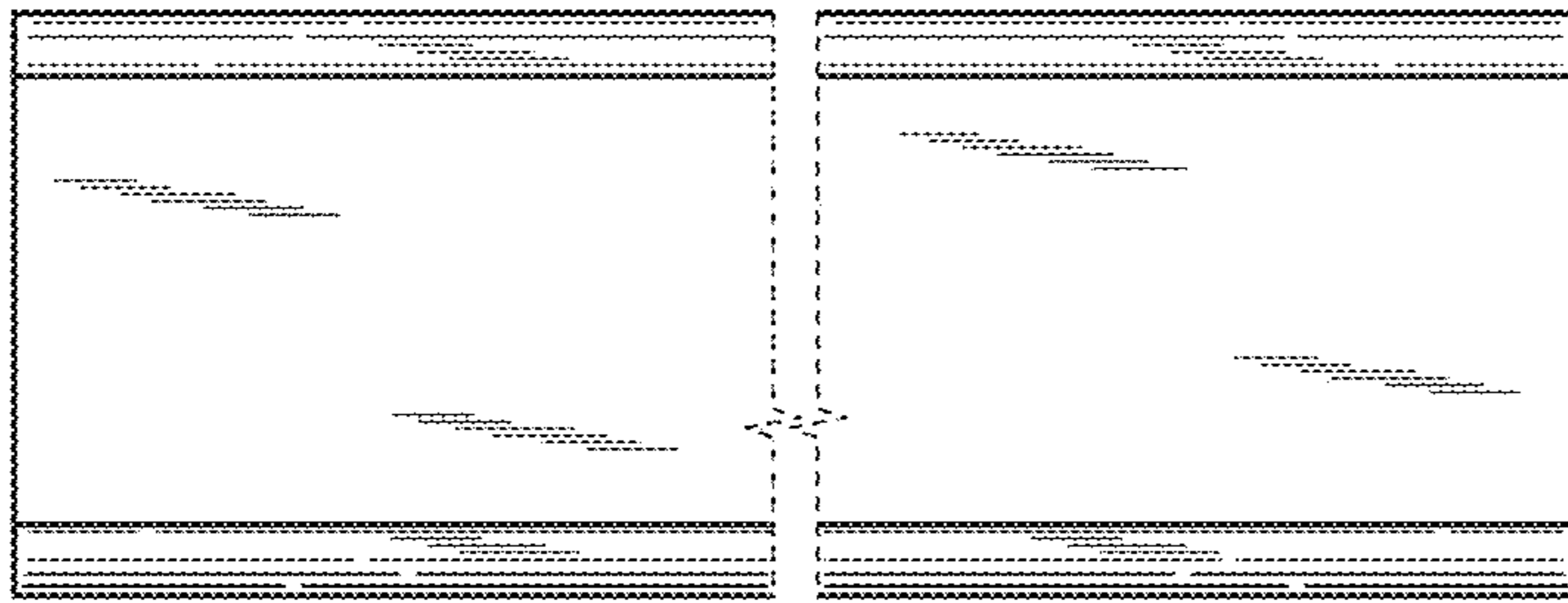
*FIG. 1*



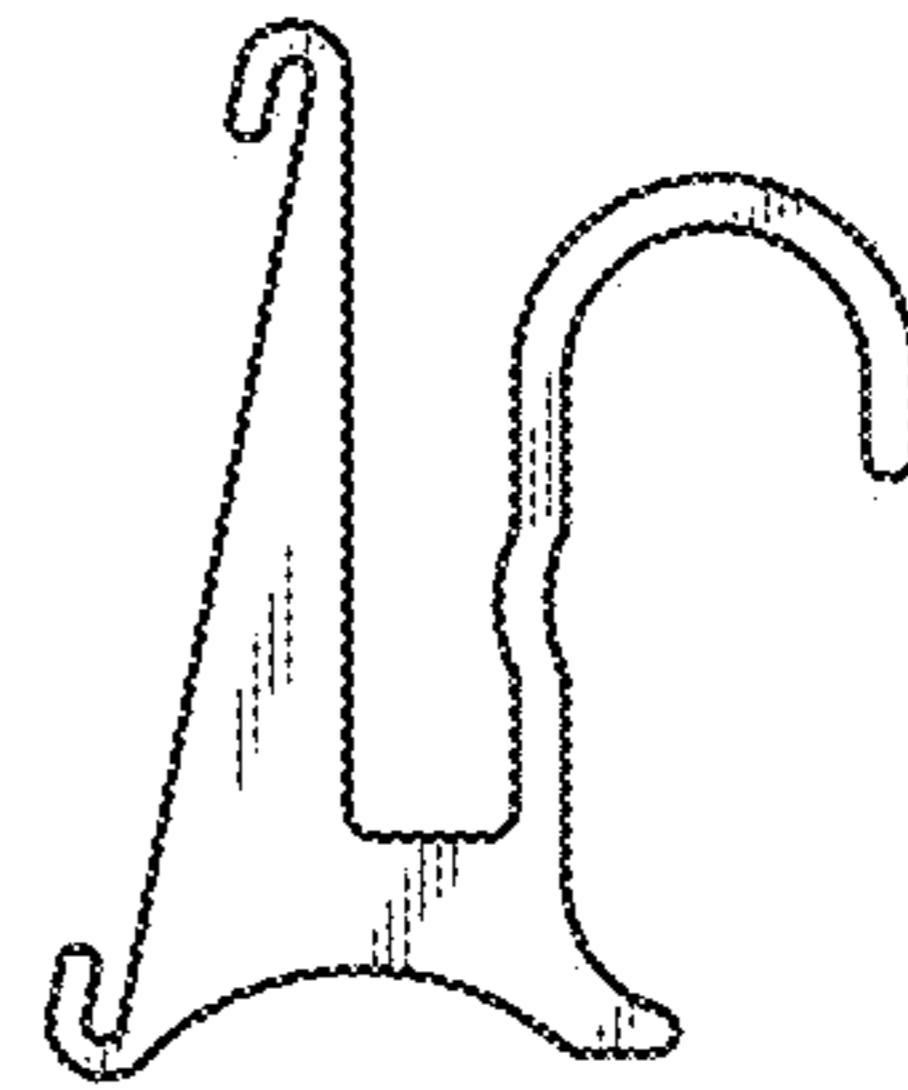
*FIG. 2*




*FIG. 5*



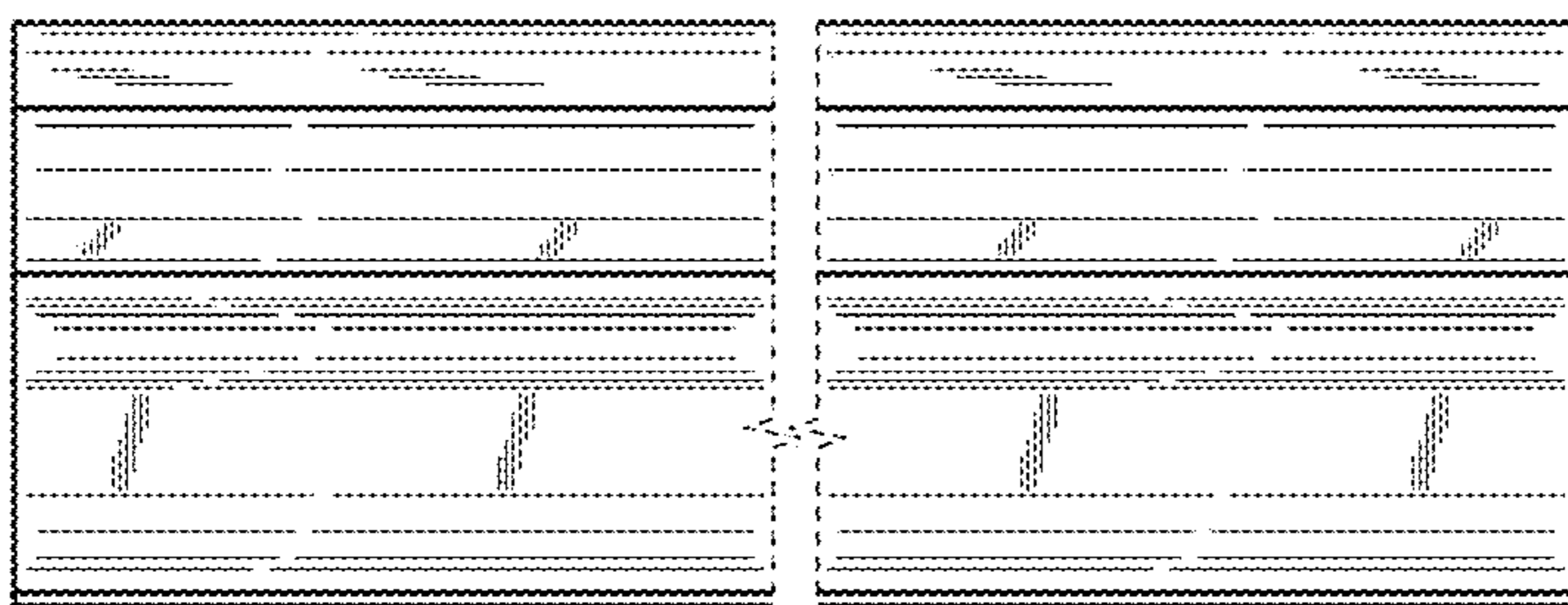
*FIG. 3*



*FIG. 4*



*FIG. 6*



*FIG. 7*