



US00D914088S

(12) **United States Design Patent**
Ghieh

(10) **Patent No.:** **US D914,088 S**

(45) **Date of Patent:** **** Mar. 23, 2021**

(54) **CANVAS**

(71) Applicant: **INNOPRINT**, Montreal (CA)

(72) Inventor: **Hussein Ghieh**, Montreal (CA)

(**) Term: **15 Years**

(21) Appl. No.: **29/695,484**

(22) Filed: **Jun. 19, 2019**

(30) **Foreign Application Priority Data**

Dec. 20, 2018 (CA) 185357

(51) **LOC (13) Cl.** **19-06**

(52) **U.S. Cl.**

USPC **D19/113**

(58) **Field of Classification Search**

USPC D19/113, 114, 81, 88, 26-33; D6/310,
D6/311; D7/698; D20/10, 19, 39, 40,
D20/41, 42; D14/341, 440; D13/174;
D5/55, 56, 58, 61

CPC B43L 1/00; B43L 1/008; B43L 1/08; B43L
1/04; B43L 5/00; B43L 5/02; B43L
5/002; B43L 5/005; B43L 5/007; B42F
9/001; B42F 9/002; B42F 9/004; B42F
9/005; B42F 9/007; B42F 9/008; G09F
15/00; G09F 15/0006; G09F 15/0012;
G09F 1/12; G09F 7/00; B44D 3/18;
B44D 3/185

See application file for complete search history.

(56) **References Cited**

U.S. PATENT DOCUMENTS

D40,194 S * 7/1909 Bright D5/47
1,637,410 A * 8/1927 Coryell E04F 13/04
52/446
1,847,925 A * 3/1932 Carter B44D 3/185
160/374.1
D105,831 S * 8/1937 Baumann D5/47

D116,386 S * 8/1939 Sigoda D5/47
D116,421 S * 8/1939 Turpan D5/59
D134,230 S * 10/1942 Rosenstein D5/61
2,408,082 A * 9/1946 Mack E04B 5/10
52/669
2,443,319 A * 6/1948 Mack B60B 39/12
238/14
D178,454 S * 8/1956 Klein D5/53
3,137,088 A * 6/1964 Spertus B44D 3/18
160/378
D204,314 S * 4/1966 Bright D5/1
3,289,341 A * 12/1966 Howell G09F 15/0012
40/782
D217,209 S * 4/1970 Rost D5/47
3,709,750 A * 1/1973 Minshell D04H 11/08
11/8
4,194,329 A * 3/1980 Wendt E04B 1/8227
52/145
4,720,406 A * 1/1988 Dixon B44D 3/18
428/14
5,052,462 A * 10/1991 Stobart B44D 3/225
160/374.1
5,840,403 A * 11/1998 Trokhan D21H 21/14
428/154

(Continued)

Primary Examiner — Elizabeth A. Albert

(74) *Attorney, Agent, or Firm* — Benoit & Côté Inc.

(57) **CLAIM**

The ornamental design for a canvas, as shown and described.

DESCRIPTION

FIG. 1 is a perspective view of a canvas showing my new design;

FIG. 2 is a front elevation view thereof;

FIG. 3 is a right side elevation view thereof;


FIG. 4 is a left side elevation view thereof;

FIG. 5 is a top plan view thereof;

FIG. 6 is a bottom plan view thereof; and,

FIG. 7 is a rear elevation view thereof.

1 Claim, 7 Drawing Sheets



(56)

References Cited

U.S. PATENT DOCUMENTS

5,900,276	A *	5/1999	Sooklaris	B44D 3/18 427/140
5,915,857	A *	6/1999	Gallagher	A47G 1/06 40/768
D414,612	S *	10/1999	Haubert	D5/53
D431,100	S *	9/2000	Denney	D32/40
6,347,466	B1 *	2/2002	Lackner	B44D 3/185 38/102.4
D621,655	S *	8/2010	Zemel	D7/409
8,353,327	B2 *	1/2013	Domingue	B44D 3/185 160/371
D688,470	S *	8/2013	Jidam	D5/58
D706,038	S *	6/2014	Choi	D5/55
9,096,094	B2 *	8/2015	Kaishian	B44D 3/185
9,586,436	B2 *	3/2017	Evers	B44D 3/185
D792,714	S *	7/2017	Delaney	D5/58
D802,803	S *	11/2017	Berg	D25/138
D804,829	S *	12/2017	Austin	D5/58
D816,768	S *	5/2018	Riccobono	D19/113
D846,307	S *	4/2019	Klobuchar	D6/595
2006/0010729	A1 *	1/2006	Liu	B44D 3/185 38/102.1
2008/0055725	A1 *	3/2008	Dornbos	B60Q 7/02 359/548
2008/0081529	A1 *	4/2008	Gehring, Jr.	D04B 21/12 442/308

* cited by examiner




FIG. 1




FIG. 2

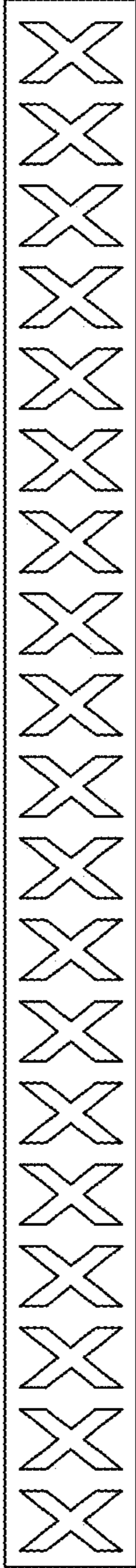


FIG. 3

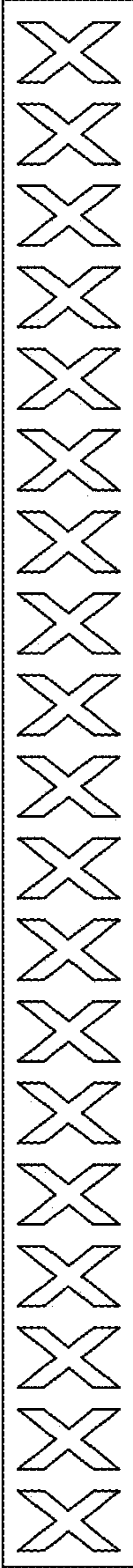


FIG. 4



FIG. 5



FIG. 6

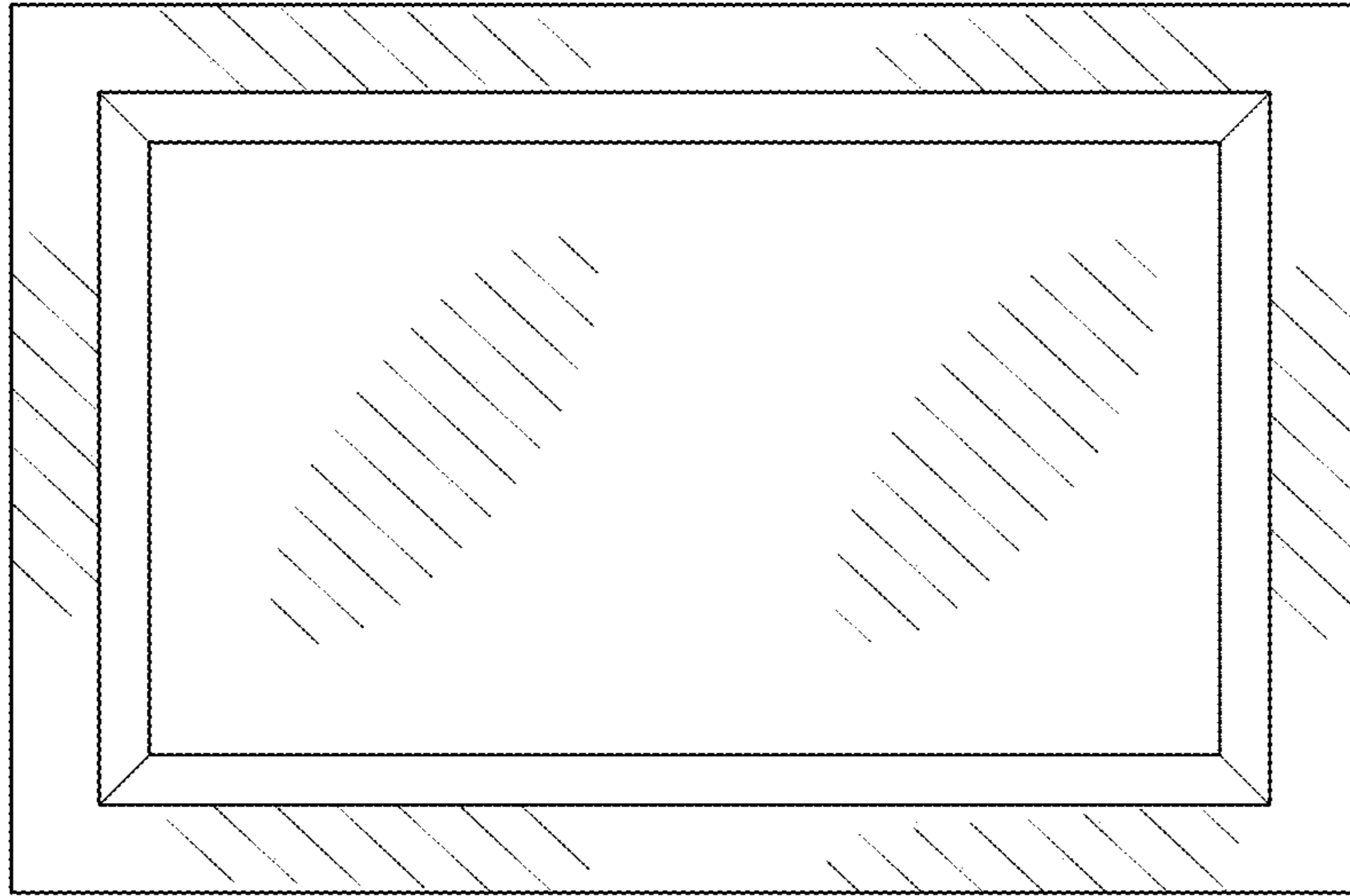


FIG. 7