



US00D914065S

(12) **United States Design Patent** (10) **Patent No.:** **US D914,065 S**  
**Bhosale et al.** (45) **Date of Patent:** **\*\* Mar. 23, 2021**

(54) **IDLER WHEEL WEIGHT**  
(71) Applicant: **DEERE & COMPANY**, Moline, IL (US)  
(72) Inventors: **Digvijay A. Bhosale**, Pune (IN); **Samir Mahadik**, Pune (IN)  
(73) Assignee: **DEERE & COMPANY**, Moline, IL (US)  
(\*\*) Term: **15 Years**  
(21) Appl. No.: **29/720,168**  
(22) Filed: **Jan. 10, 2020**  
(51) **LOC (13) Cl.** ..... **15-03**  
(52) **U.S. Cl.**  
USPC ..... **D15/28**  
(58) **Field of Classification Search**  
USPC ..... D15/28, 10; D12/210, 212; 305/12  
CPC ..... B62D 55/06; B62D 55/10; B62D 55/14;  
B62D 55/15; B62D 55/12; B62D 49/085;  
Y10S 474/901; Y10S 474/90; F16H  
55/50; F16H 55/36; B23P 11/00; B21D  
53/26  
See application file for complete search history.

7,591,515 B2 \* 9/2009 Breton ..... B60S 1/68  
280/855  
7,597,161 B2 \* 10/2009 Brazier ..... B62D 55/04  
180/9.21  
8,746,815 B2 6/2014 Reshad et al.  
D709,527 S \* 7/2014 Meyer ..... D15/28  
D736,284 S \* 8/2015 Maurer ..... D15/143  
D739,444 S \* 9/2015 Meyer ..... D15/28  
D762,140 S \* 7/2016 Simula ..... B62D 55/202  
D12/12  
D787,394 S \* 5/2017 Hammer ..... D12/180  
9,663,918 B2 5/2017 Vik et al.  
9,884,662 B2 2/2018 Eavenson, Sr. et al.  
9,902,441 B2 2/2018 Buchanan et al.  
D828,419 S \* 9/2018 de Lore ..... D15/143  
10,155,537 B2 12/2018 Eavenson, Sr. et al.  
10,737,719 B2 \* 8/2020 Johnson ..... B62D 55/10  
(Continued)

*Primary Examiner* — Mark A Goodwin  
(74) *Attorney, Agent, or Firm* — Taft Stettinius & Hollister LLP; Stephen F. Rost

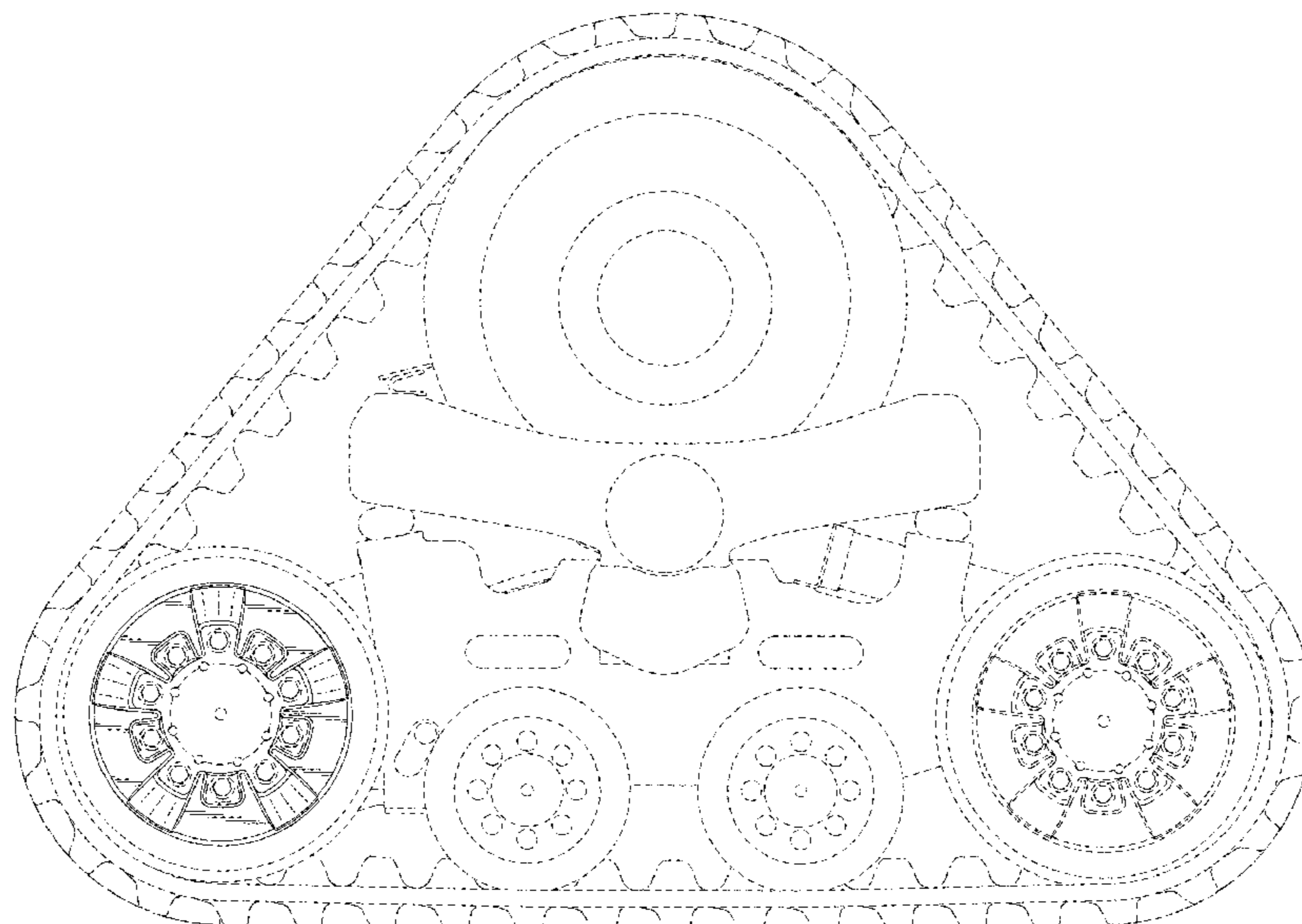
(57) **CLAIM**  
The ornamental design for an idler wheel weight, as shown and described.

**DESCRIPTION**

FIG. 1 is a side view of a drive track assembly with an idler wheel weight shown according to the present design; FIG. 2 is a front, perspective view of the idler wheel weight; FIG. 3. is a front view thereof; FIG. 4 is a rear view thereof; FIG. 5 is a right side elevational view thereof; FIG. 6 is a left side elevational view thereof; FIG. 7 is a top plan view thereof; and, FIG. 8 is a bottom plan view thereof. The broken line representations in the figures show unclaimed environment or boundaries. The broken line representations thus form no part of the claimed design as filed.

**1 Claim, 5 Drawing Sheets**

(56) **References Cited**  
U.S. PATENT DOCUMENTS  
1,668,778 A \* 5/1928 Menningen ..... F16H 55/50  
474/164  
3,068,711 A \* 12/1962 Even ..... B62D 55/0885  
474/164  
D298,632 S \* 11/1988 Grawey ..... D12/210  
6,739,678 B2 \* 5/2004 Moebis ..... B62D 55/096  
295/11  
6,968,914 B2 \* 11/2005 Tucker ..... B62D 55/065  
180/9.62  
7,370,918 B2 \* 5/2008 Tucker ..... B62D 55/065  
305/100



(56)

**References Cited**

U.S. PATENT DOCUMENTS

2002/0130552 A1\* 9/2002 Juncker ..... B62D 55/104  
305/195  
2006/0125318 A1\* 6/2006 Soucy ..... B62D 55/24  
305/178  
2008/0150355 A1\* 6/2008 Breton ..... B62D 55/088  
305/107  
2012/0153712 A1\* 6/2012 Simula ..... B62D 55/202  
305/136  
2012/0161511 A1\* 6/2012 Brazier ..... B62D 55/14  
305/178  
2013/0026819 A1\* 1/2013 Reshad ..... B62D 55/12  
305/135  
2014/0001825 A1\* 1/2014 Hakes ..... B62D 55/14  
305/136  
2014/0091616 A1\* 4/2014 Xavier ..... B62D 55/0966  
305/136  
2015/0314817 A1\* 11/2015 Hobe ..... B62D 55/15  
305/100  
2015/0321710 A1\* 11/2015 Zuchoski ..... B62D 55/14  
305/137  
2016/0052569 A1\* 2/2016 Buchanan ..... B62D 55/08  
305/142  
2016/0114840 A1\* 4/2016 L'Herault ..... B62D 55/244  
180/9.21

\* cited by examiner




Fig. 1




Fig. 2

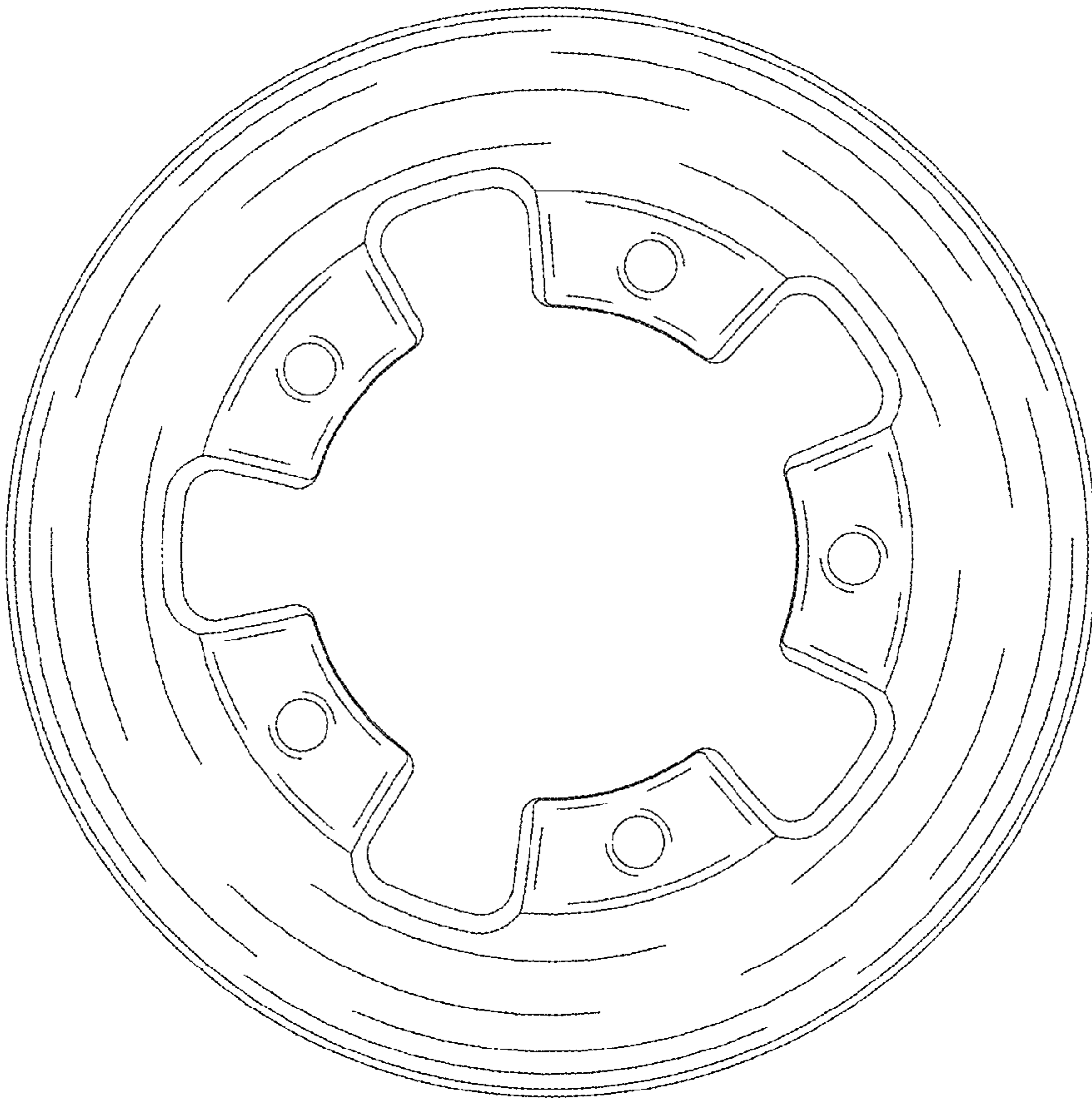


Fig. 4

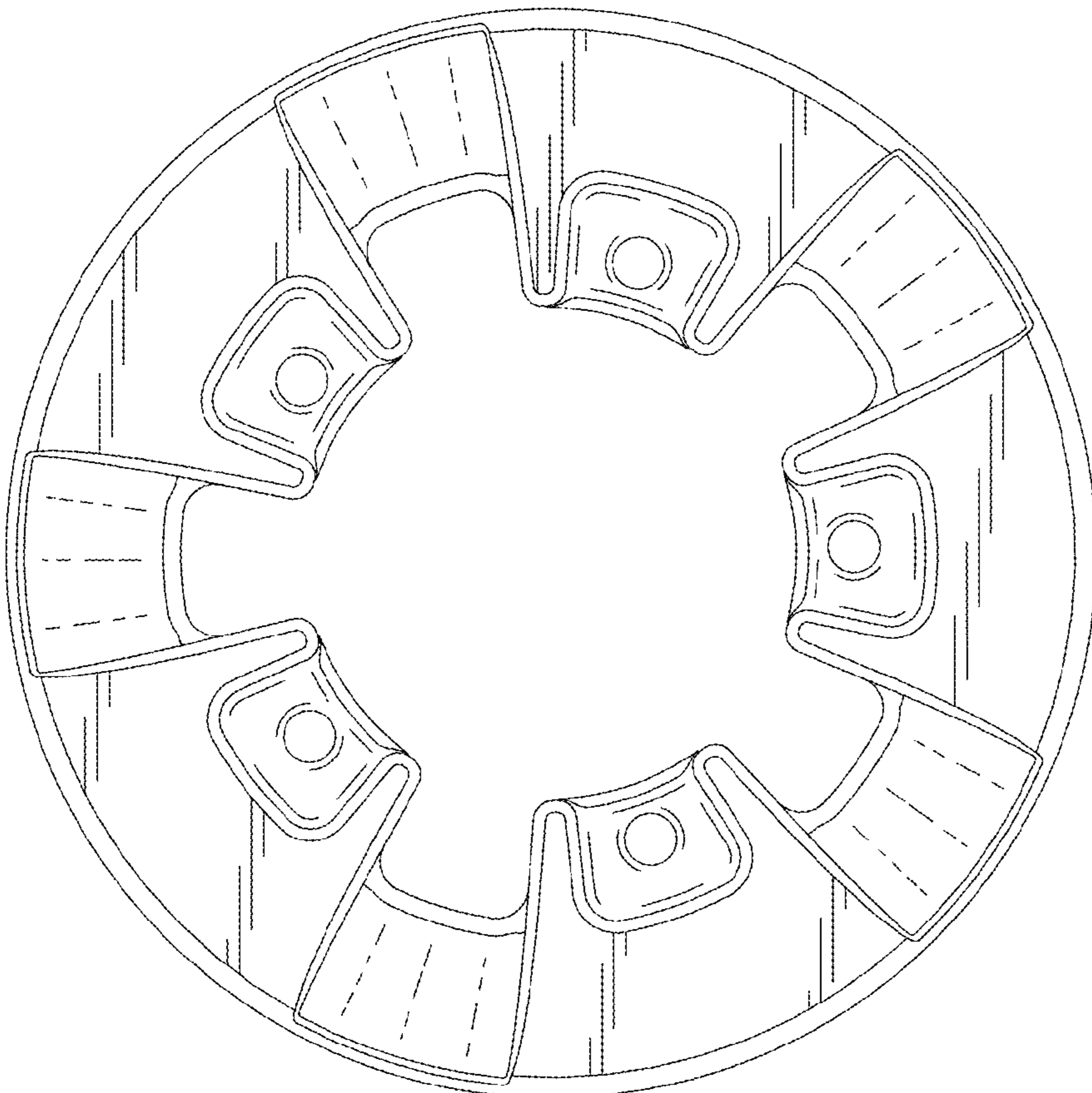


Fig. 3

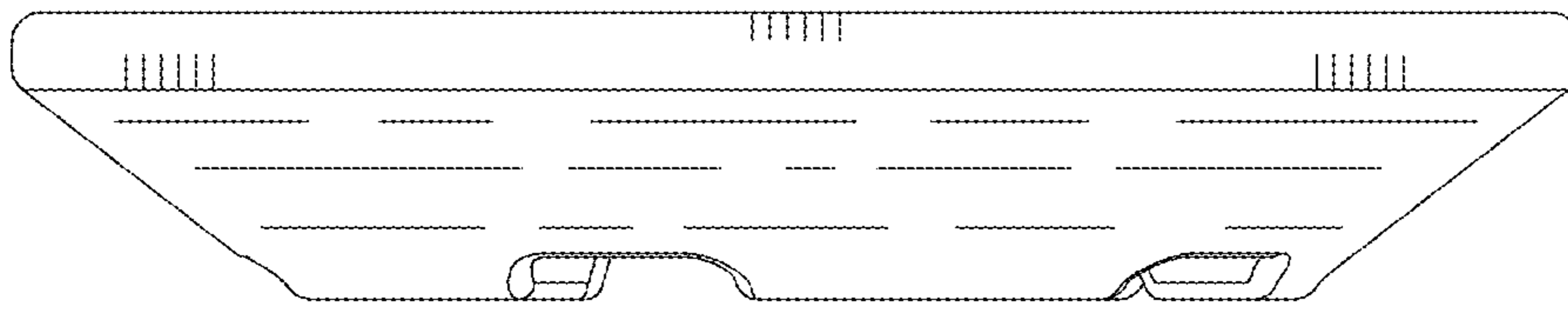


Fig. 6

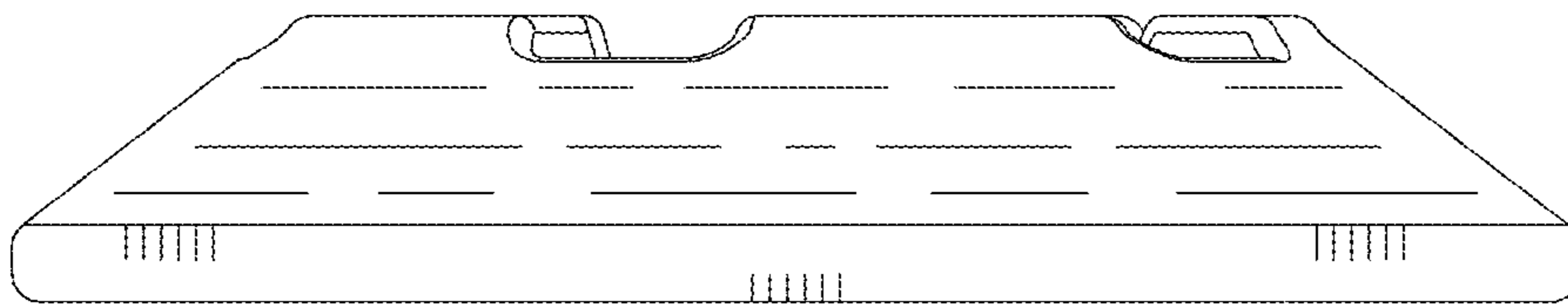


Fig. 5

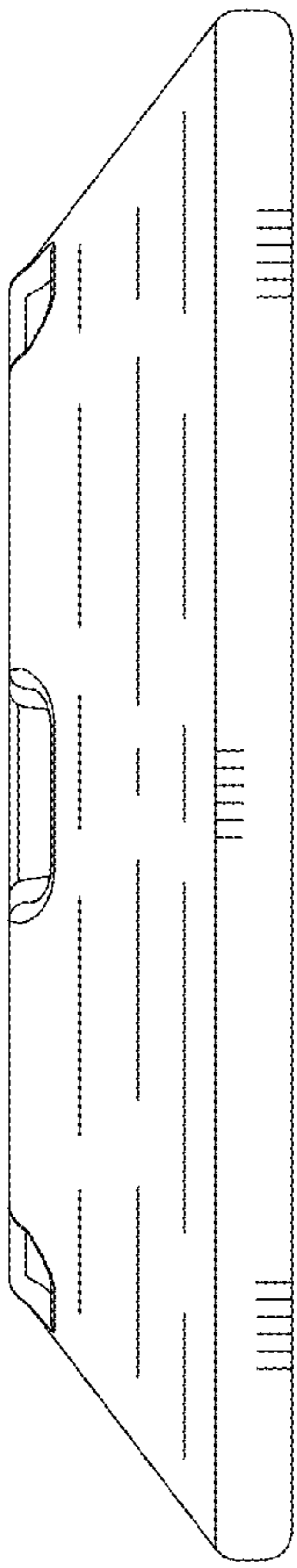


Fig. 7

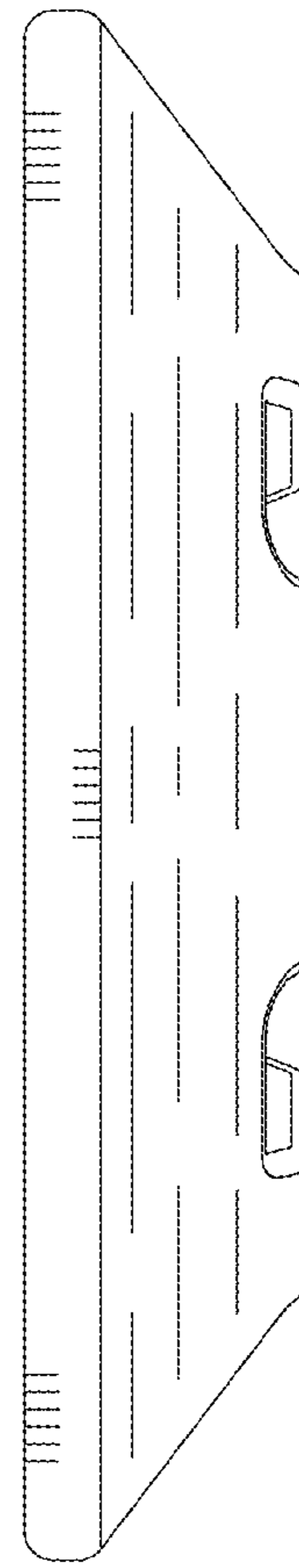


Fig. 8