



US00D913933S

(12) **United States Design Patent** (10) **Patent No.:** **US D913,933 S**
Nook et al. (45) **Date of Patent:** **** Mar. 23, 2021**

(54) **BATTERY CLAMP**
(71) Applicant: **THE NOCO COMPANY**, Glenwillow, OH (US)
(72) Inventors: **Jonathan Lewis Nook**, Gates Mills, OH (US); **William Knight Nook**, Shaker Heights, OH (US); **James Richard Stanfield**, Peoria, AZ (US); **Derek Michael Underhill**, Tempe, AZ (US)
(73) Assignee: **THE NOCO COMPANY**, Glenwillow, OH (US)

D304,928 S * 12/1989 Mize D13/120
D399,729 S * 10/1998 Chen D8/395
D571,179 S * 6/2008 Ahlgren D8/395
D597,029 S * 7/2009 Li D13/120
D625,265 S * 10/2010 DuMelle D13/120
8,342,892 B2 * 1/2013 Fan H01R 13/025
439/822
D689,020 S * 9/2013 Demirjian D13/120
D726,109 S * 4/2015 Nook D13/120
D735,665 S * 8/2015 Nook D13/120

* cited by examiner

Primary Examiner — Jennifer O King
(74) *Attorney, Agent, or Firm* — Vorys, Sater, Seymour and Pease LLP; William L. Klima

(**) Term: **15 Years**

(21) Appl. No.: **29/665,145**

(22) Filed: **Oct. 1, 2018**

(51) **LOC (13) Cl.** **13-02**

(52) **U.S. Cl.**
USPC **D13/120**

(58) **Field of Classification Search**
USPC D13/107, 110, 133, 148, 149, 154, 156, D13/184, 199, 120; D8/72
CPC H01R 11/24; H01R 11/18; H01R 11/22; H01R 11/281; H01R 13/2421
See application file for complete search history.

(56) **References Cited**

U.S. PATENT DOCUMENTS

3,267,452 A * 8/1966 Wolf G01R 19/14
324/437
D258,818 S * 4/1981 Johnson D13/120

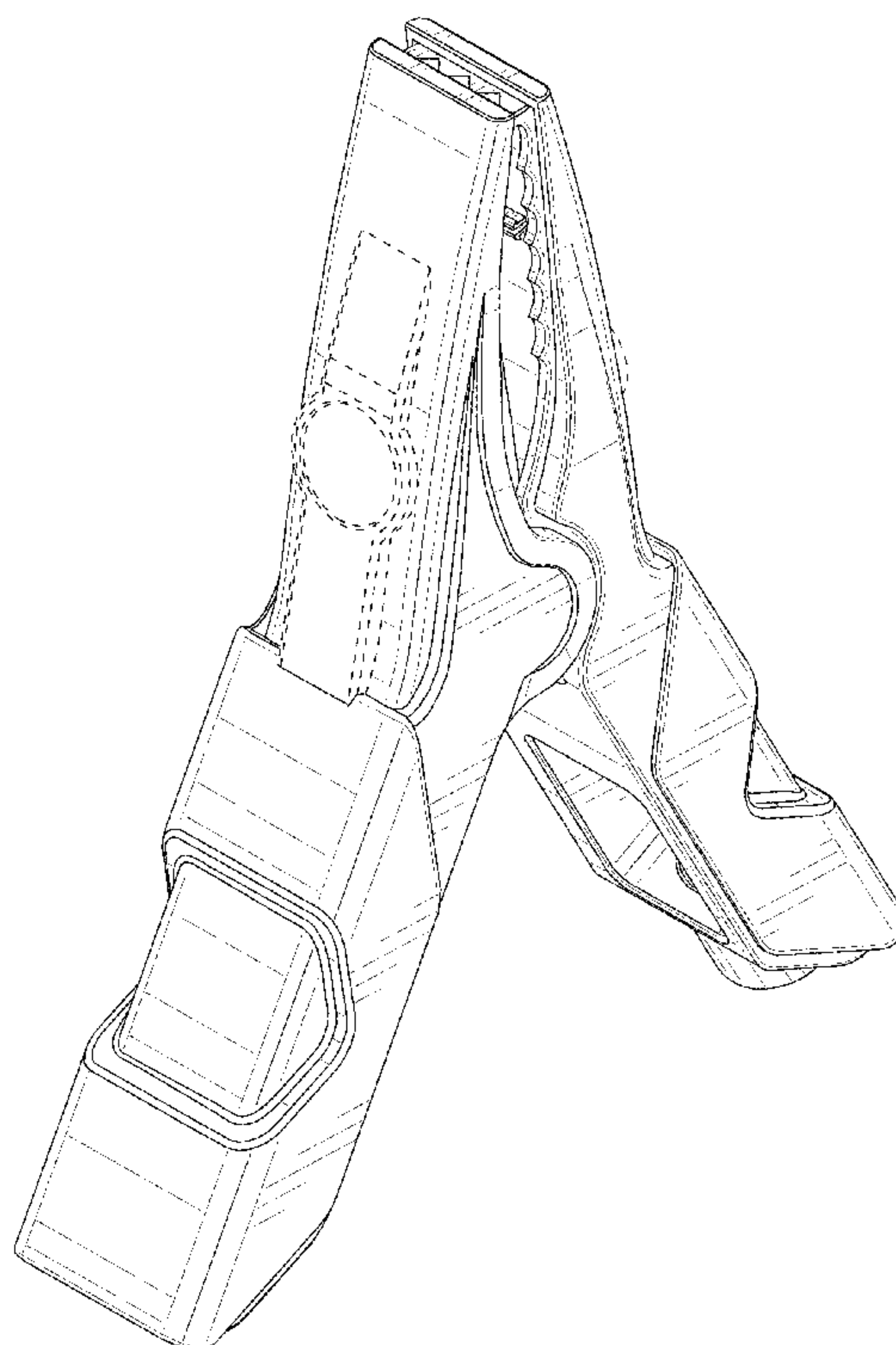
(57) **CLAIM**

The ornamental design for a battery clamp, as shown and described.

DESCRIPTION

FIG. 1 is a front perspective view of a new design for a battery clamp;
FIG. 2 is a front elevational view thereof;
FIG. 3 is a rear elevational view thereof;
FIG. 4 is a left side elevational view thereof;
FIG. 5 is a right side elevational view thereof;
FIG. 6 is a top plan view thereof; and,
FIG. 7 is a bottom plan view thereof.
The broken lines shown represent portions of the battery clamp that form no part of the claimed design.

1 Claim, 7 Drawing Sheets



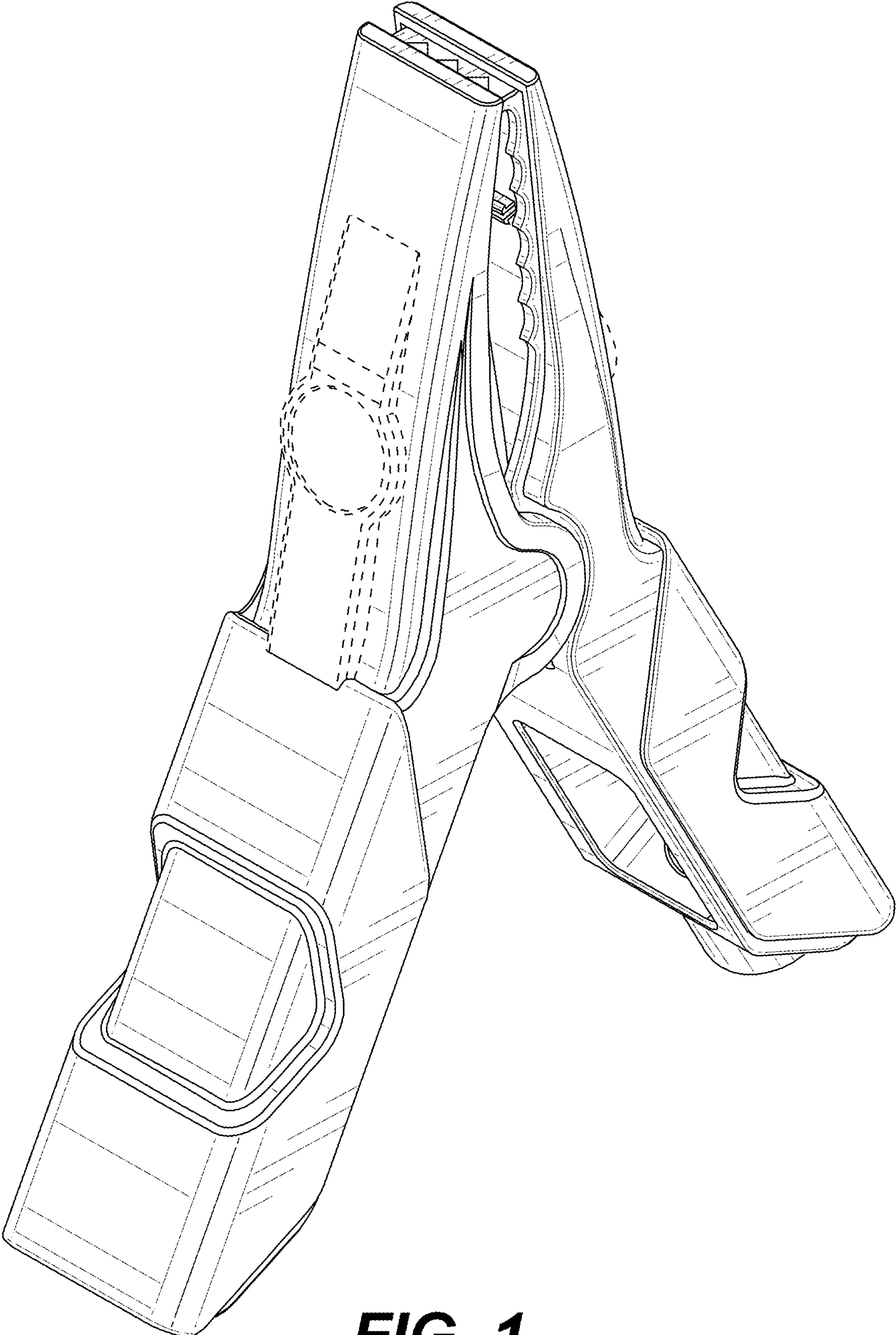


FIG. 1

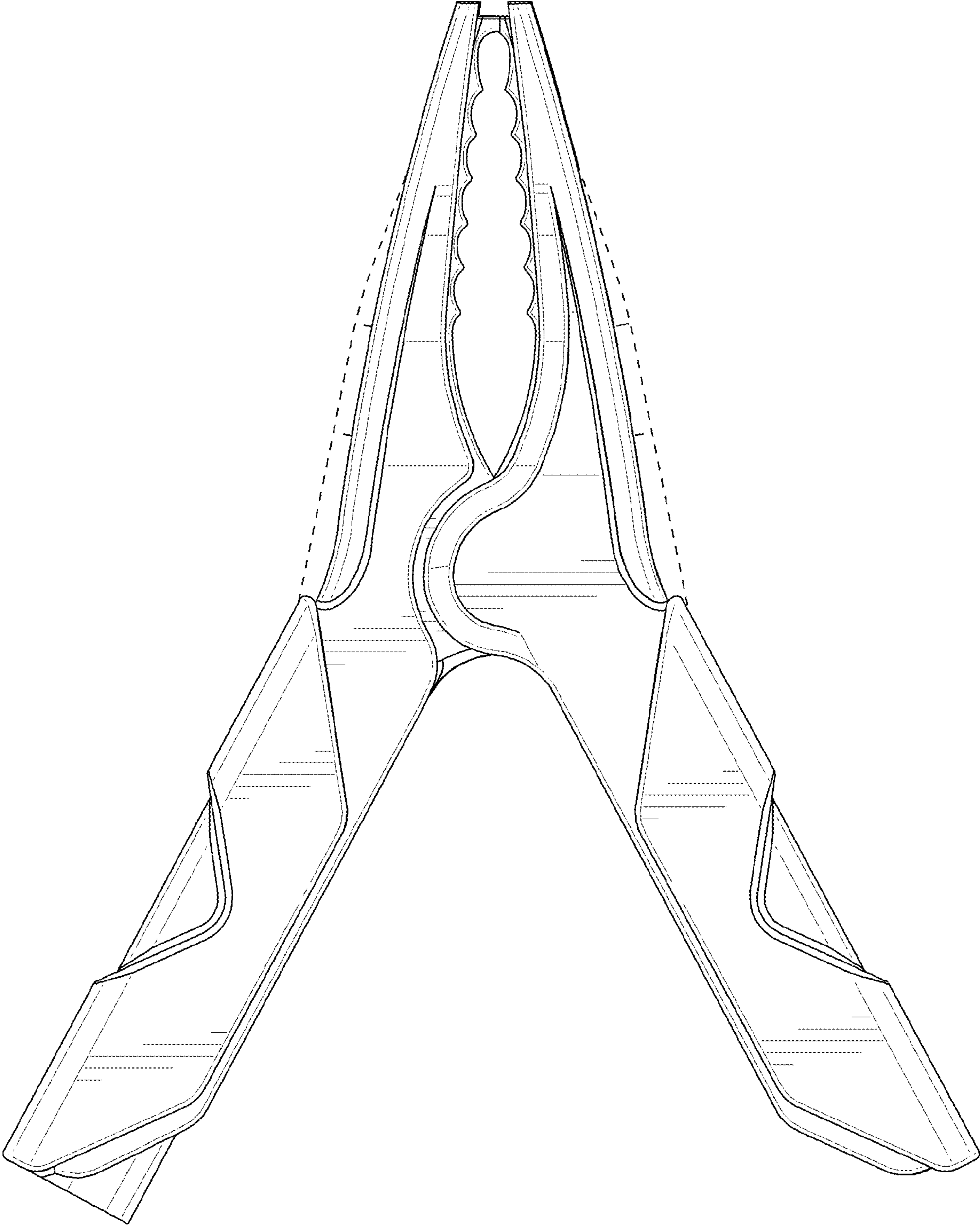


FIG. 2

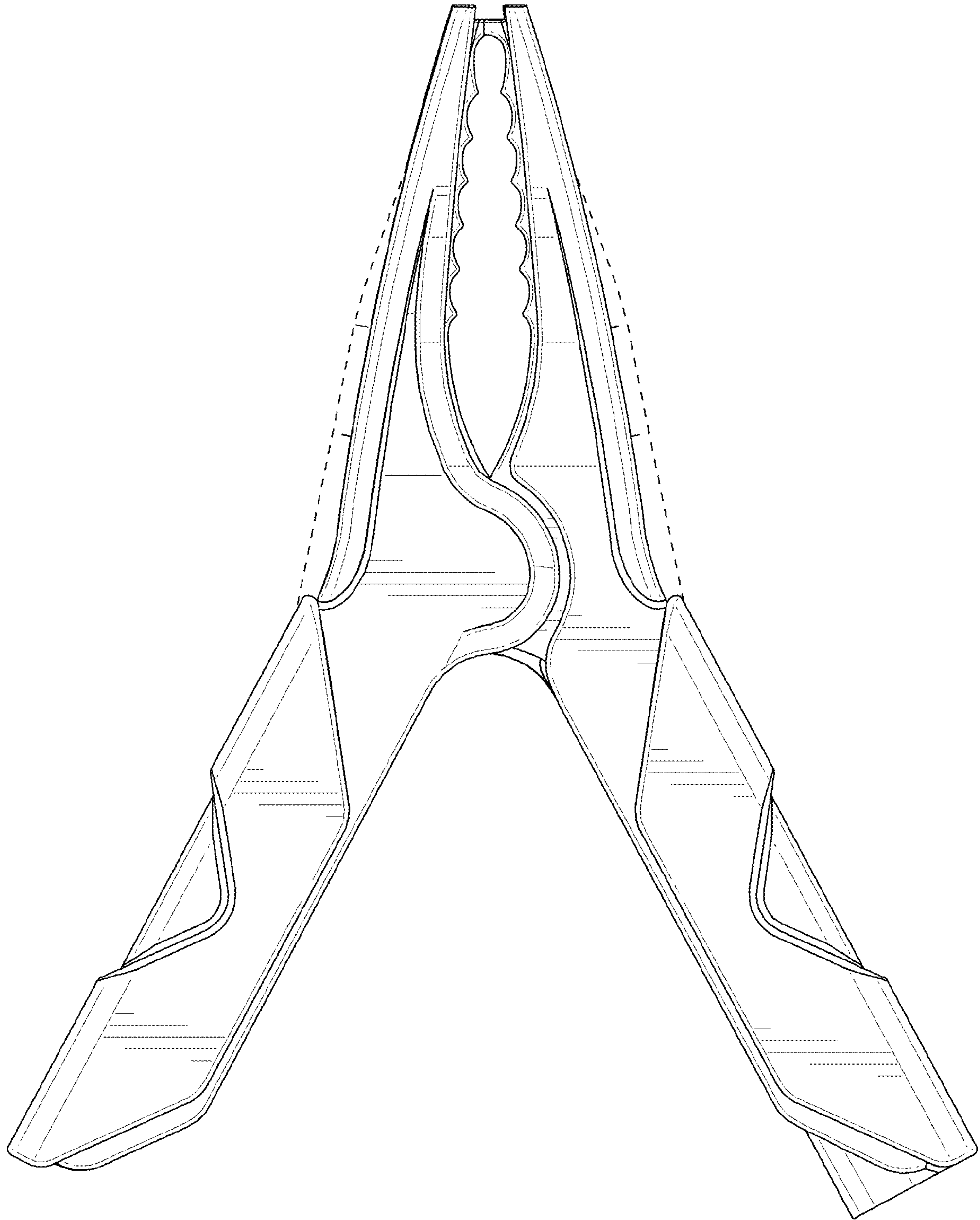


FIG. 3

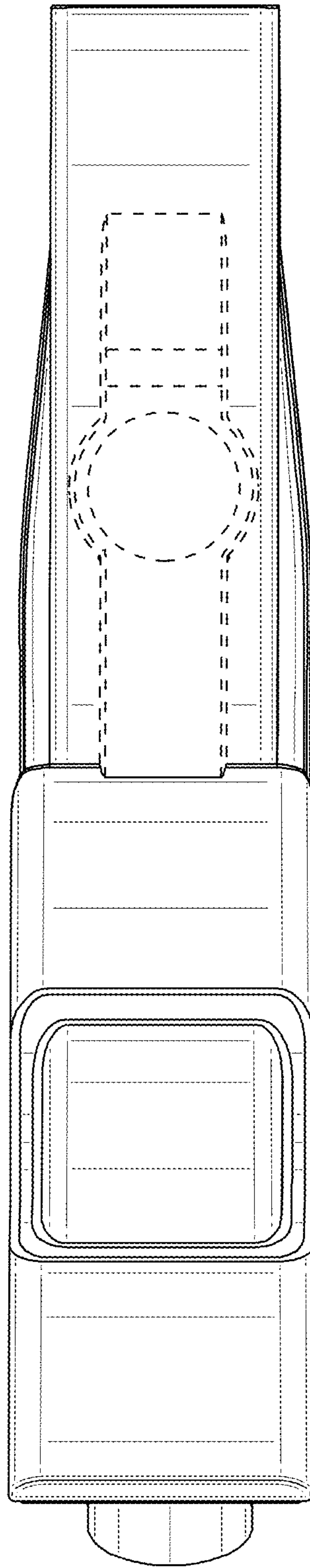


FIG. 4

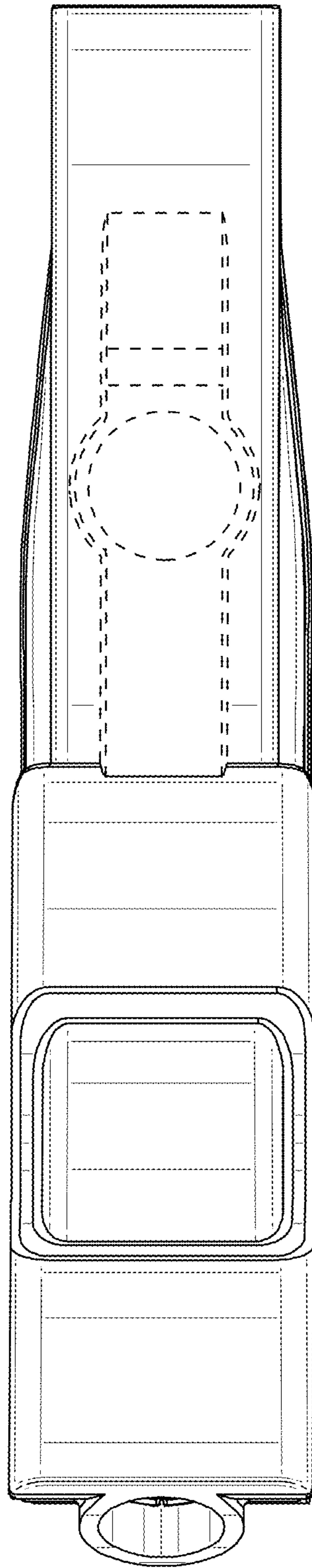


FIG. 5

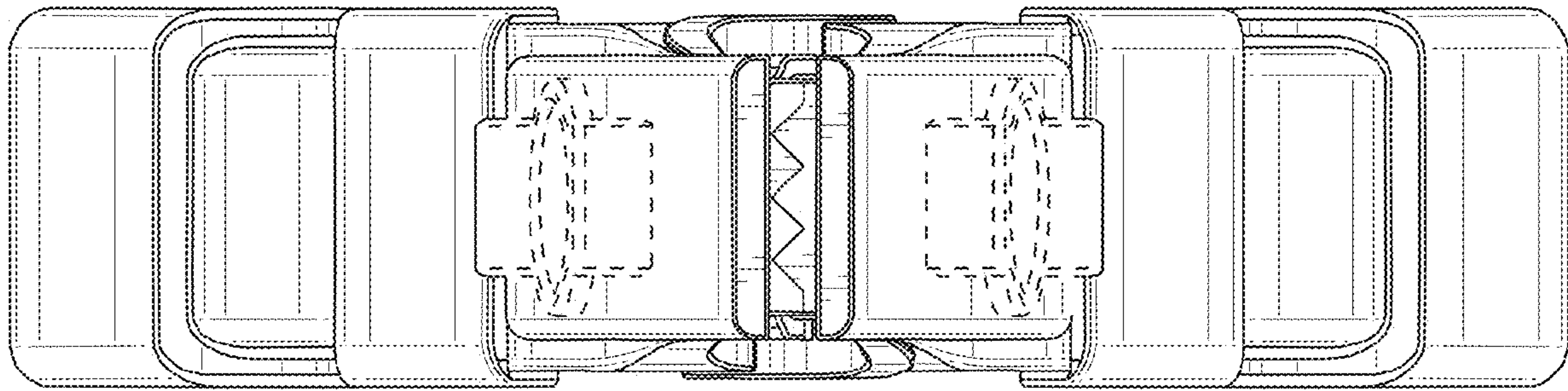


FIG. 6

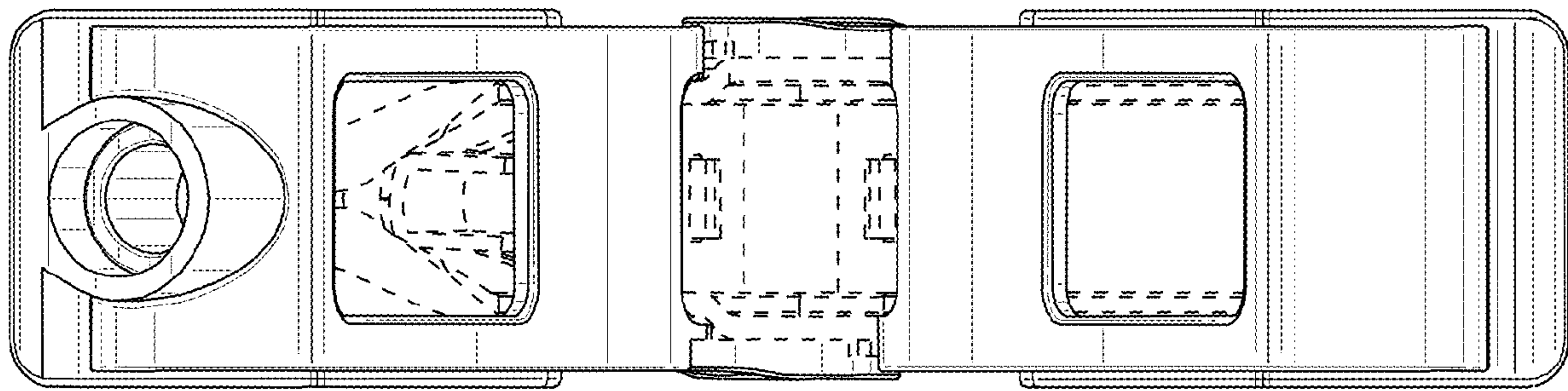


FIG. 7