



US00D913931S

(12) **United States Design Patent** (10) **Patent No.:** **US D913,931 S**  
**Nook et al.** (45) **Date of Patent:** **\*\* Mar. 23, 2021**

(54) **BATTERY JUMP STARTING DEVICE**  
(71) Applicant: **THE NOCO COMPANY**, Glenwillow, OH (US)  
(72) Inventors: **Jonathan Lewis Nook**, Gates Mills, OH (US); **William Knight Nook, Sr.**, Shaker Heights, OH (US); **James Richard Stanfield**, Glendale, AZ (US); **Derek Michael Underhill**, Tempe, AZ (US)  
(73) Assignee: **THE NOCO COMPANY**, Glenwillow, OH (US)

D821,306 S \* 6/2018 Liu ..... D13/107  
D861,597 S \* 10/2019 Gan ..... D13/108  
D866,457 S \* 11/2019 Liu ..... D13/107  
D872,011 S \* 1/2020 Rao ..... D13/107  
D884,605 S \* 5/2020 Sun ..... D13/107  
2015/0054336 A1\* 2/2015 Xinfang ..... H02J 7/342  
307/9.1  
2016/0359352 A1\* 12/2016 Chiu ..... F02N 11/12

\* cited by examiner

*Primary Examiner* — Jennifer O King

(74) *Attorney, Agent, or Firm* — Vorys, Sater, Seymour & Pease LLP; William Klima

(\*\*) Term: **15 Years**

(21) Appl. No.: **29/652,038**

(22) Filed: **Apr. 20, 2020**

**Related U.S. Application Data**

(63) Continuation of application No. 29/673,244, filed on Dec. 13, 2018, now Pat. No. Des. 881,813, which is a continuation of application No. 29/584,687, filed on Nov. 16, 2016, now Pat. No. Des. 836,068.

(51) **LOC (13) Cl.** ..... **13-03**

(52) **U.S. Cl.**  
USPC ..... **D13/120**

(58) **Field of Classification Search**  
USPC ..... D13/102–108, 110, 119–121, 184, 199;  
D8/395  
CPC ..... H01R 11/24; H01R 11/18; H02J 1/122;  
H02J 7/342  
See application file for complete search history.

(56) **References Cited**

**U.S. PATENT DOCUMENTS**

5,795,182 A \* 8/1998 Jacob ..... H02J 7/0034  
439/504  
D786,192 S \* 5/2017 Liu ..... D13/107

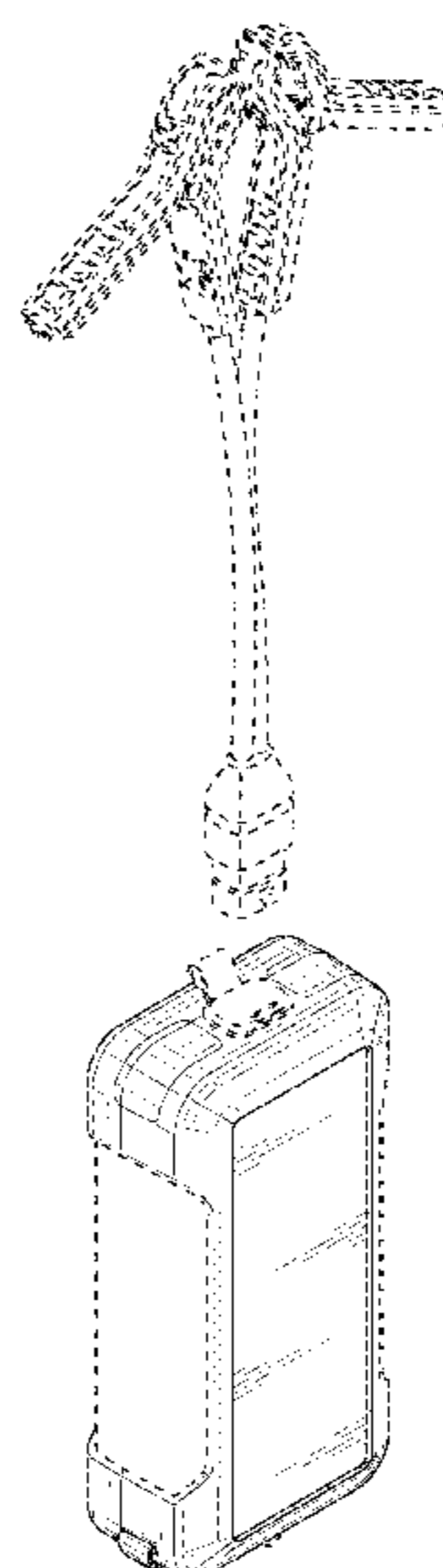
(57) **CLAIM**

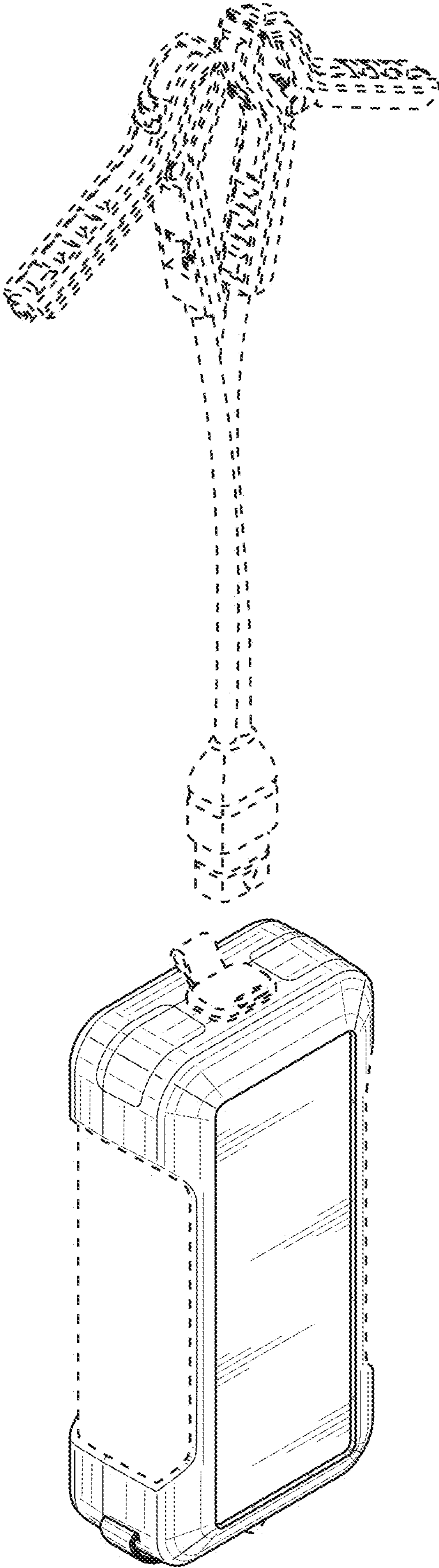
The ornamental design for a battery jump starting device, as shown and described.

**DESCRIPTION**

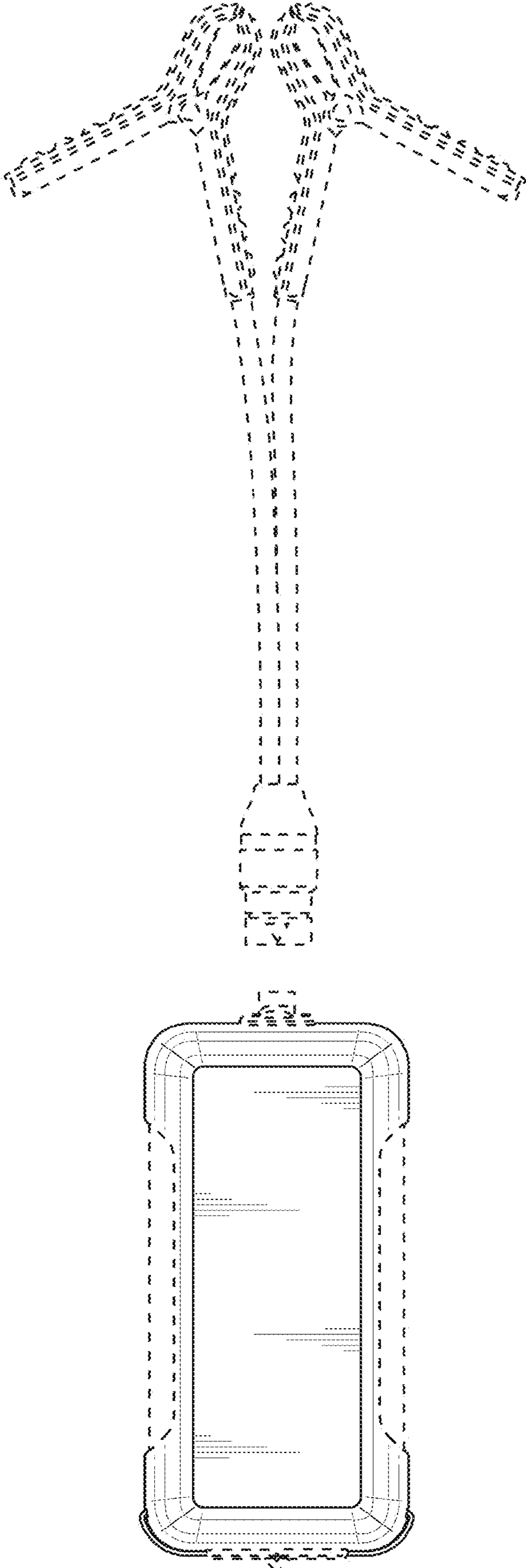
FIG. 1 is a perspective view for a battery jump starting device;  
FIG. 2 is a front view thereof;  
FIG. 3 is a rear view thereof;  
FIG. 4 is a left view thereof;  
FIG. 5 is right view thereof;  
FIG. 6 is a top view thereof;  
FIG. 7 is a bottom view thereof;  
FIG. 8 is a perspective view with cables connected thereof;  
FIG. 9 is a front view with cables connected thereof;  
FIG. 10 is a rear view with cables connected thereof;  
FIG. 11 is a left view cables connected thereof;  
FIG. 12 is right view cables connected thereof;  
FIG. 13 is a top view cables connected thereof; and,  
FIG. 14 is a bottom view cables connected thereof.  
The broken lines in the drawings depict portions of the battery jump starting device that form no part of the claimed design.

**1 Claim, 14 Drawing Sheets**

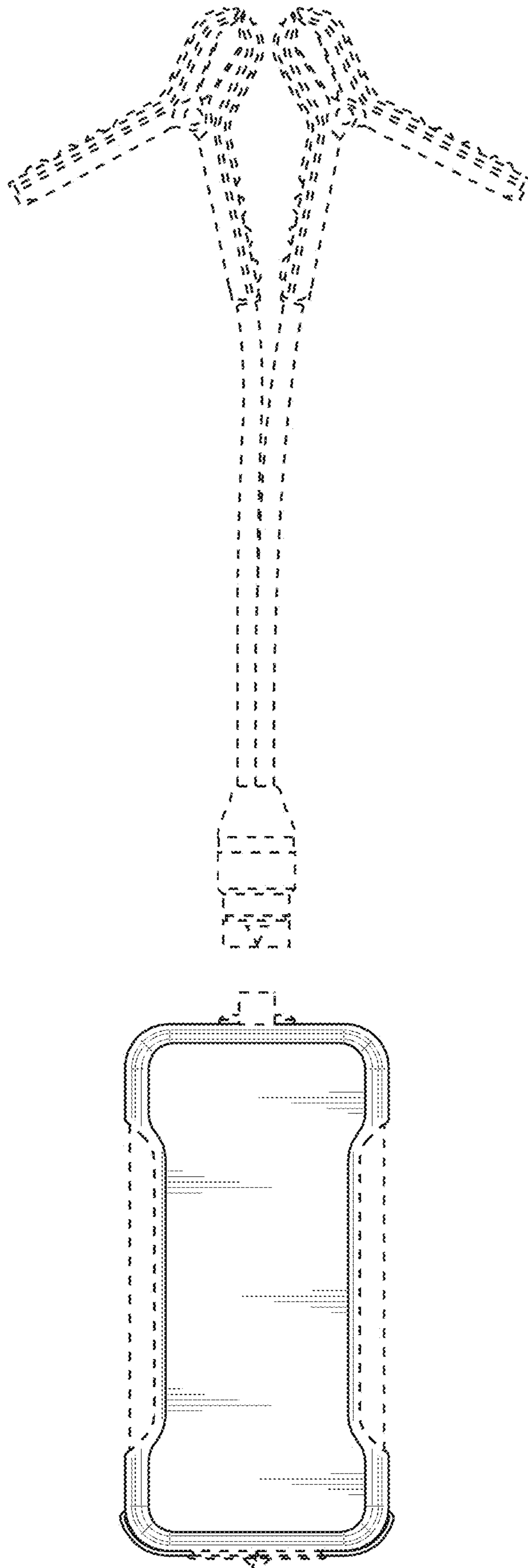




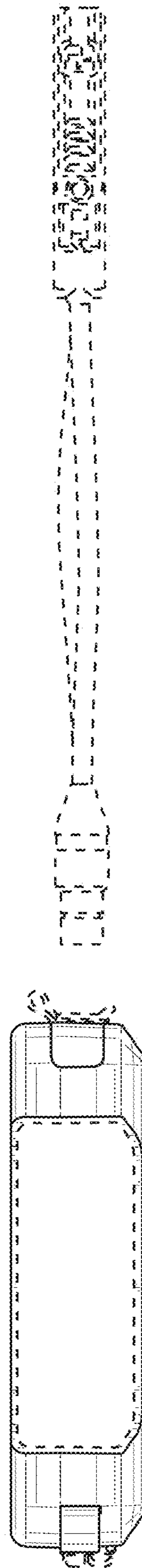
**FIG. 1**



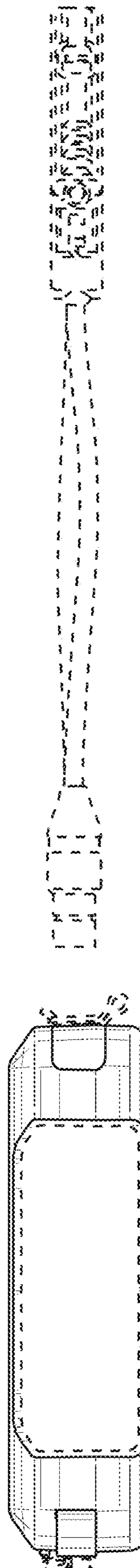
**FIG. 2**



**FIG. 3**

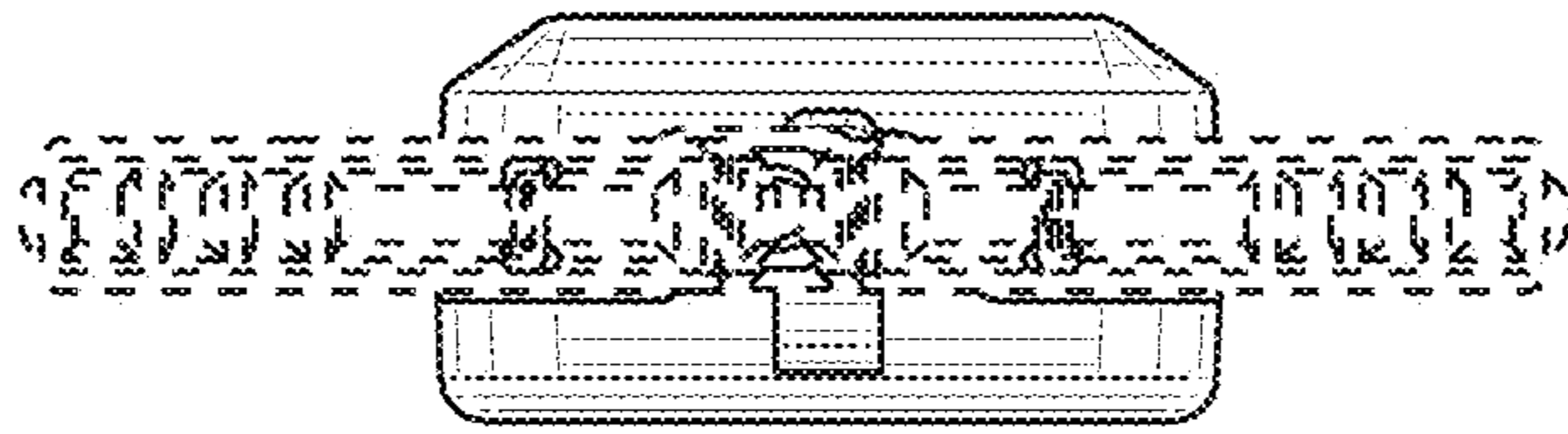


**FIG. 4**



**FIG. 5**



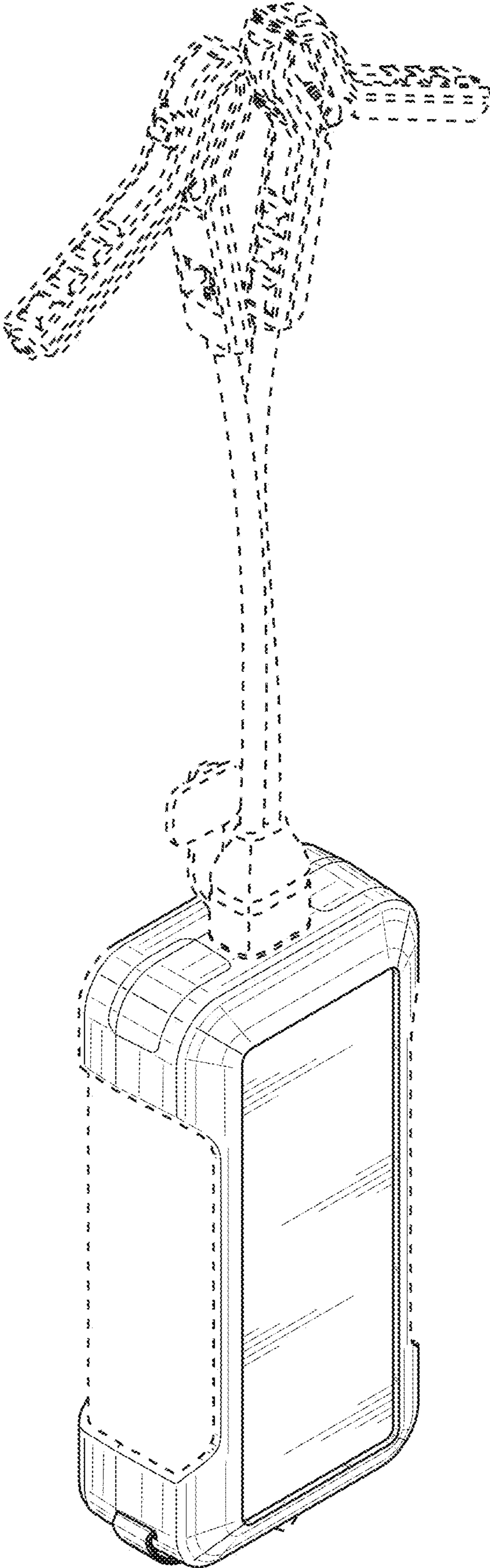


**FIG. 6**

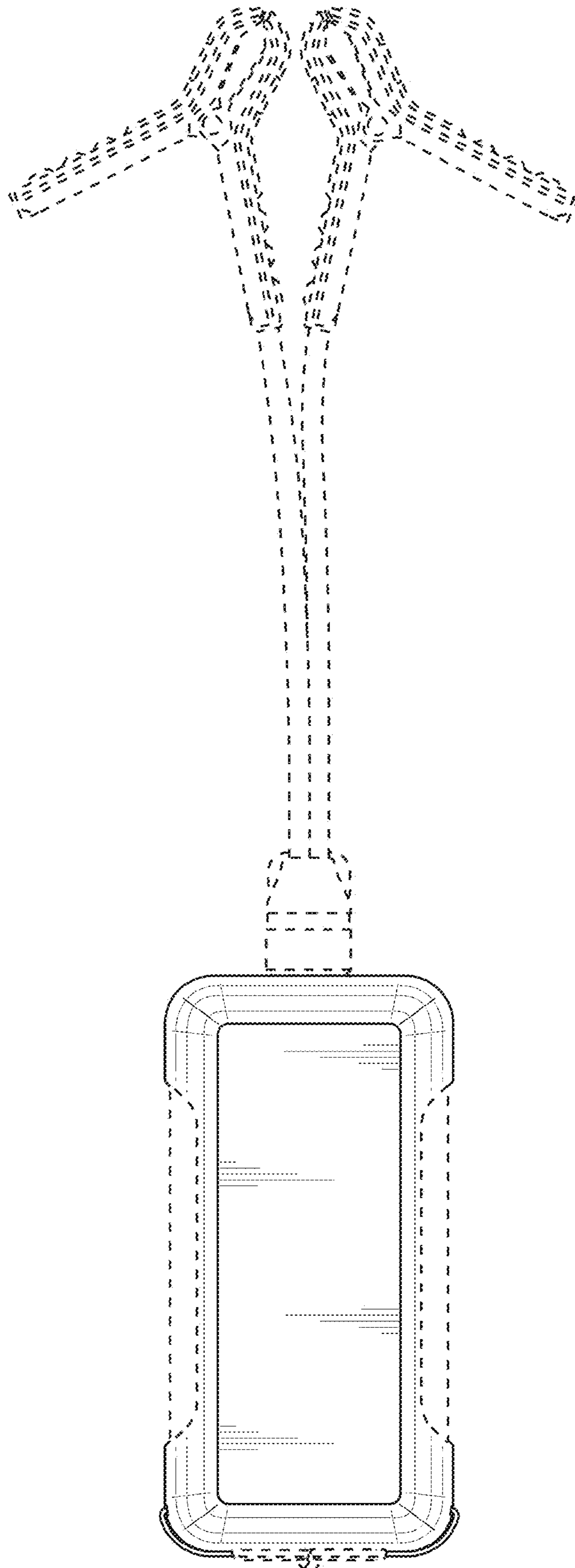


**FIG. 7**

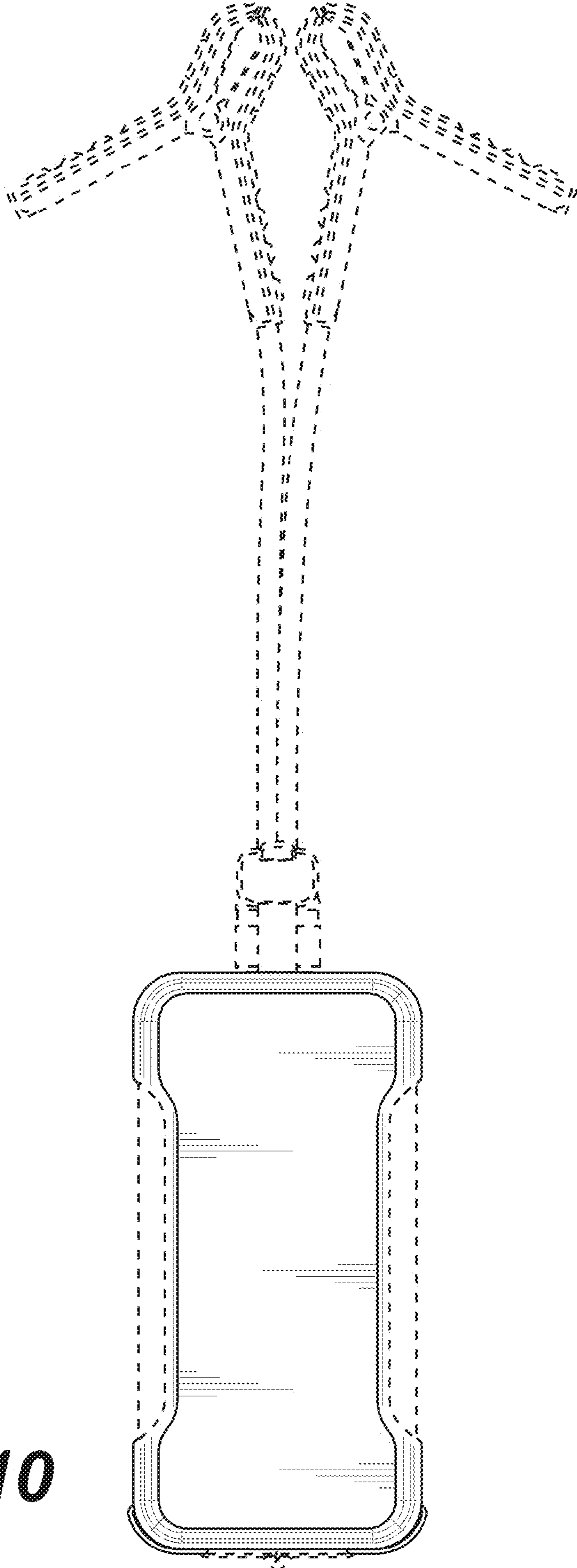




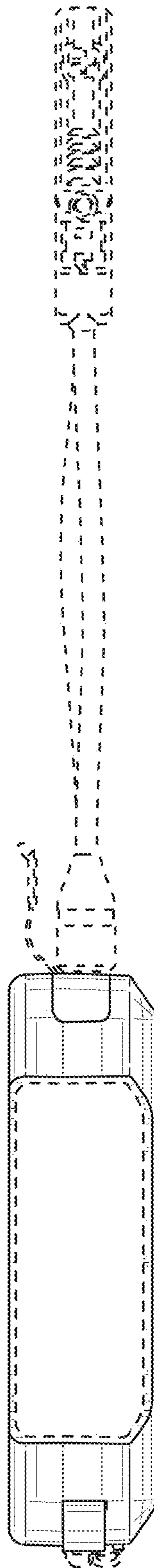
**FIG. 8**




**FIG. 9**



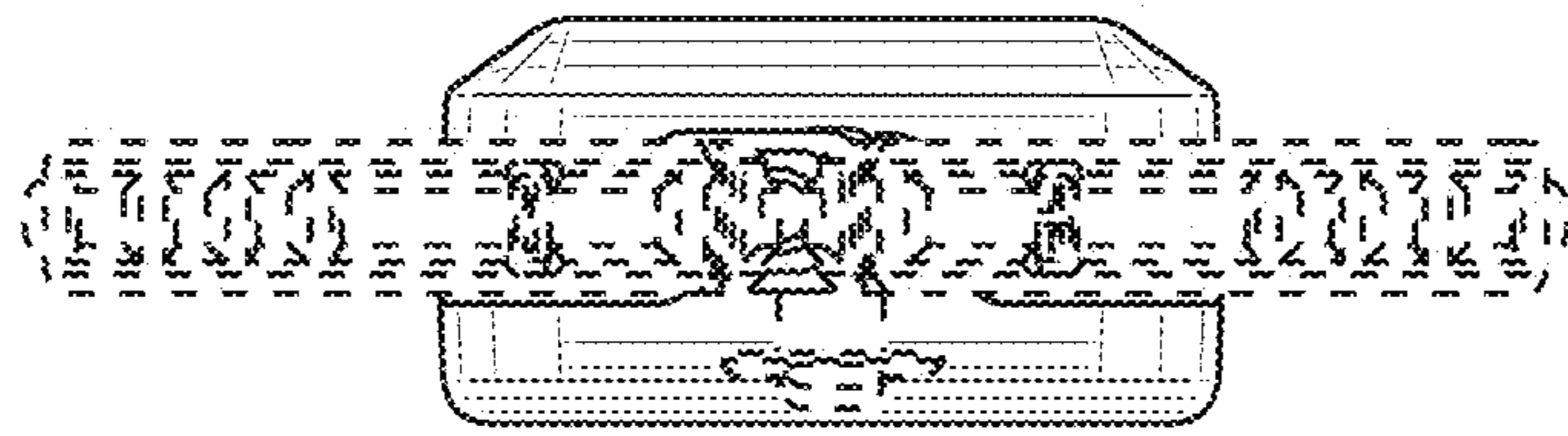
**FIG. 10**



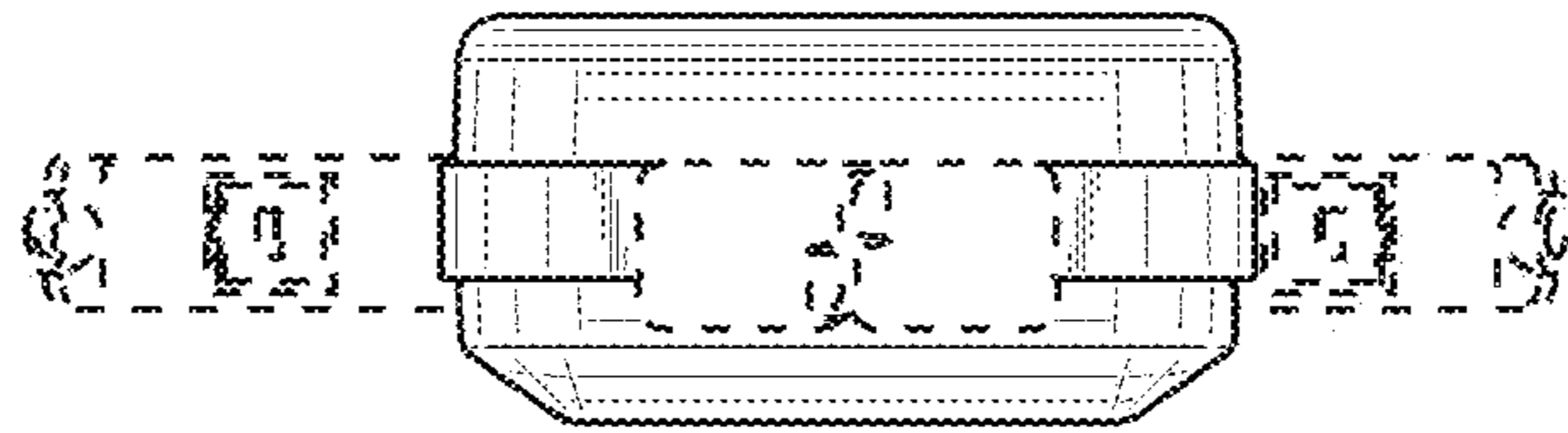
**FIG. 11**



**FIG. 12**



**FIG. 13**



**FIG. 14**